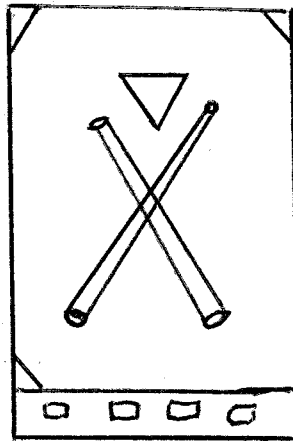


JUNE 21,2003

“POCKET MARKER SYSTEM”
BY LUTHER WINSTON FORTINBERRY

ELECTRONIC HAND HELD DEVICE THAT ALLOWS YOU TO STORE UNLIMITED KEY SHOTS THAT YOU MISSED IN NUMERICAL ORDER. YOU CAN PRACTICE ON THEM WHEN YOU HAVE SPARE TIME. DON'T KNOW HOW TO MAKE A SHOT, ASK? “MR. LUKE” GIVES YOU CORRECT ENGLISH, SPEED, WHAT EVER IT TAKES FOR MAKING BALL & IF YOU WANT ADD OTHER BALLS FOR NEXT BALL SHOT POSITIONING. NOT SATISFIED WITH ANSWERE, LET MR. LUKE SHOOT IT FOR YOU AND SEE THE PERFECT SHAPES. GIVES ALTERNATE APPROACHES TO SOLVE THE SHOT. SOLVES ANY KIND OF COMBINATION OF SHOTS. FULLY EQUIPPED WITH THE MARKER SYSTEM AND PROFESSIONAL TOUCH. PLAY 9 BALL, STRAIT 8 BALL, 8 BALL NEW RULES 8 BALL OLD RULES, ONE POCKET, THE NUMBERS GAME, KISS POOL & ROTATION AGAINST “MR. LUKE” LEARN HIS SECRETES & GET TUTORED ON YOUR SHOTS IF YOU PERFER. DON'T WORRY ANY FOULS OR QUESTIONS ASK THE OFFICIAL ONLINE REFEREE. MISS A SHOT, RECALL IT UNTIL YOU GET IT PERFECT. THERE IS EVEN SOME DRILLS FOR YOU TO PRATICE ON TO IMPROVE YOUR GENERAL PLAY.



Tennessee Winston Luke
300 So. Olive St. Apt. 1302
Los Angeles, CA 90013
213-687-3713




Luther Fortenberry
300 S Olive St Apt 1302
Los Angeles, CA 90013-1030

Luther W Fortenberry

Target Markets

- Pool/Billiards Enthusiasts
- Pool Instructors
- Consumers who own a pool table
- Pool Halls
- International Market



Distribution Channels

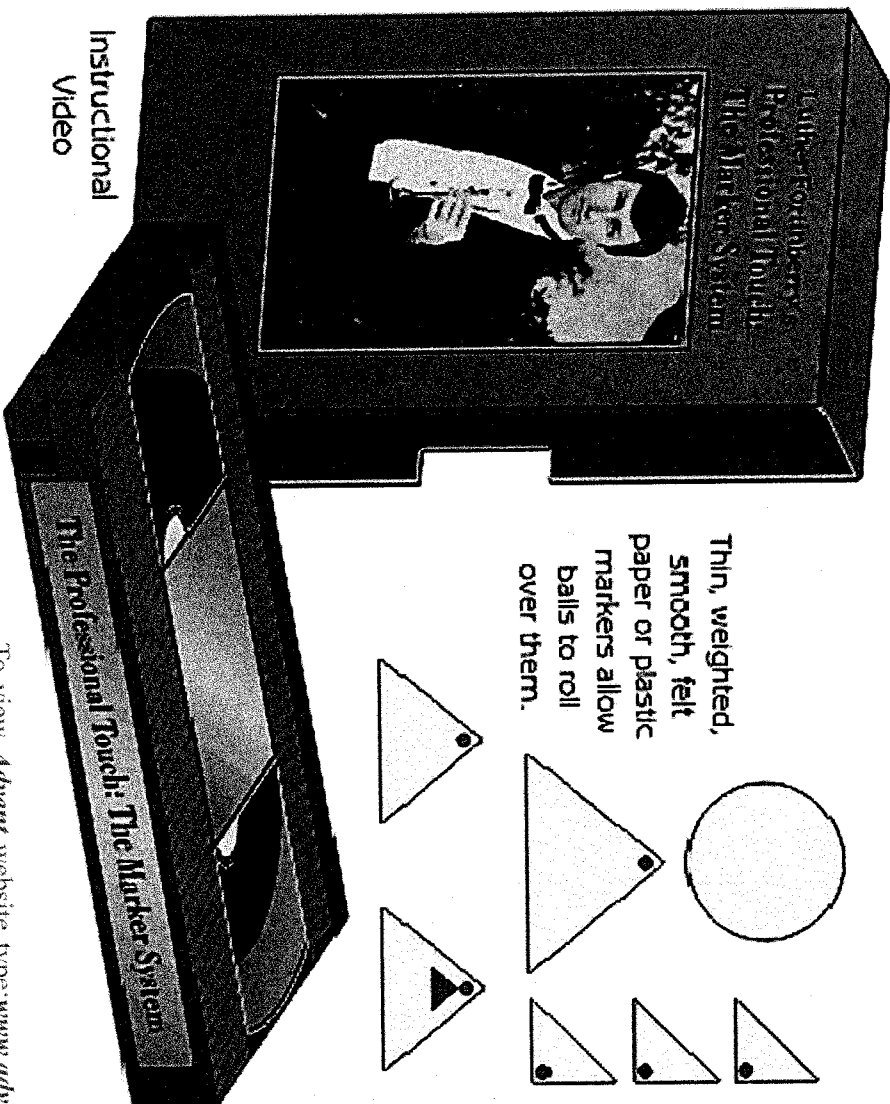
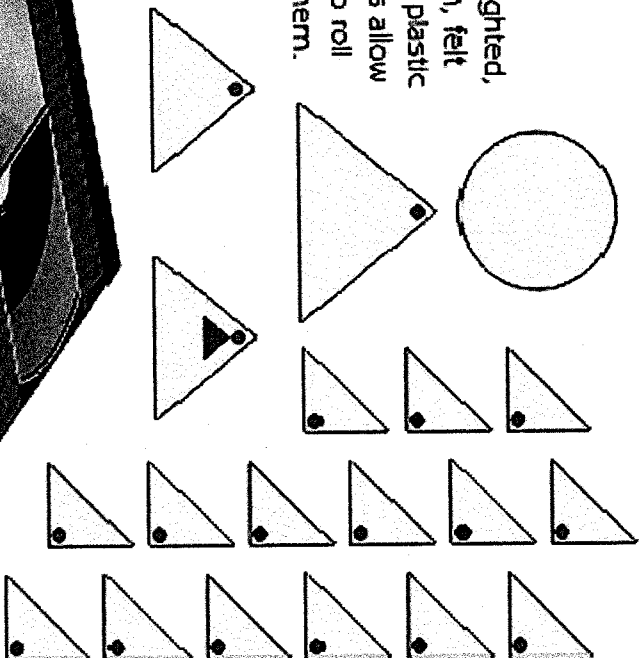
- Billiard Parlors
- Department Stores
- Discount Stores
- Home Centers
- Variety Stores
- Pharmacies
- General Merchandise Stores
- Mail Order & Catalog Shopping
- Sporting Goods Retail
- Internet Sites
- Exporters

Design

- The *Marker System & Professional* would include one circular marker, three triangular markers.
- The *Marker System & Profession* weighted felt, paper or plastic material not interfere with the travel of the cue ball.
- The markers would be placed on a pool table at a position that would be away from the impact point of an object ball after the shot has been made.
- The markers would be placed on a pool table at a position that would be away from the impact point of an object ball after the shot has been made.

Product Description: Conceptually speaking, this invention is a set of circular, rectangular, and triangular markers that would be used while playing a game of pool to aid players in making shots and achieving "shape" to improve their pool playing skills.

Thin, weighted, smooth, felt paper or plastic markers allow balls to roll over them.



Instructional Video

Advantages

- Rules and directions to be followed with *Professional Touch* would be supplied with the product.
- Use of the *Marker System & Professional* skill of all pool players, whether they are professional or amateur.
- The *Marker System & Professional* the psychic in billiards, promotes a mechanical bridge, and teaches players to play better.
- The *Marker System & Professional* advance to a professional level in a matter of weeks.
- The *Marker System & Professional* system of hitting the Q ball, and teaching the player to play better.

Development


The *Marker System & Professional* was developed by inventor, *Luther Fortinberry*, a professional pool player and the need for student of Los Angeles, California. He is a professional pool player and he hopes this invention will become a real affordable and effective way to improve pool playing skills.

To view Advent website type: www.adventproduct.net/13518/default.htm

AFFIDAVIT


State of California
County of Los Angeles

Subscribed and sworn to (or affirmed) before me on this 14 day of
November, 2007,
by Luther Winston Fortinberry,
~~personally known to me or~~ proved to me on the basis of satisfactory evidence to be the
person(s) who appeared before me.



Notary Public Signature

Notary Seal



NEWS Release

Tennessee Winston Luke
300 So. Olive St. Apt. 1302
Los Angeles, CA 90013
213-687-3713

Contact: Donna J. Hardiman
Media Dept
Re: 13518
(843) 237-5915 Ext 306
(843) 457-7854 Cell

FOR IMMEDIATE RELEASE:

Inventor: (213) 687-3713
Luther Fortinberry
{Tel # not for publication}



Luther Fortinberry
300 S Olive St Apt 1302
Los Angeles, CA 90013-1030

Improve pool playing skills ...

... with The Marker System and Professional Touch

LOS ANGELES, CA—Attention Pool/Billiard enthusiasts! Do you fully understand and use the psychic when playing pool or billiards? If not, then you will want to check out the new instructional video—Professional Touch: The Marker System. Use of this marker system could easily improve the ability and skill of all pool players, whether they are beginners, novices or experts. The Marker System and Professional Touch helps players understand and use the psychic in billiards and it also promotes combination shots, jump shots and mechanical bridge as well as teaches players how to shoot with the right or left hand. It allows a regular pool player to advance to a professional level in a short period of time. As an added benefit, it also teaches Q ball control, clock system of hitting the Q ball and teaches hand position on the Q stick. The creator of this product said, "this offers billiard enthusiasts an affordable and effective way to improve pool playing skills in all areas." When you learn this system and put it to use, be ready for the favorable comments of the spectators regarding your prowess at the table!

Developed by **Luther Fortinberry of Los Angeles, CA**, the Patent Pending "**Marker System and Professional Touch**" is a set of circular and triangular markers that would be used while playing a game of pool to aid players in making shots and achieving 'shape' to improve their pool playing skills. To view this product on the Advent Website, type: www.adventproduct.net/13518/default.htm. *Please see the enclosed brochure for additional information on design features, target markets, distribution channels, advantages and benefits, and to view a graphic of the Marker System and Professional Touch.* Since it requires no new technology, production would be fairly straightforward, making the "Marker System and Professional Touch" an economically viable product to the buying public.

The "Marker System and Professional Touch" will appeal to pool and billiard enthusiasts. This product will benefit pool instructors, consumers who own a pool table and all pool halls. The "Marker System and Professional Touch" will also benefit sales at retail outlets providing this type of product to the consumer in both the domestic and international marketplace. For more information about the "Marker System and Professional Touch", now available to manufacturers for licensing or sale, contact the Licensing Department, (843-237-5915), at 313 Commerce Drive, Pawleys Island, SC 29585. www.adventproduct.net

###

Advent Product Development, Inc., 313 Commerce Drive • Pawleys Island, SC 29585 • (843) 237-5915 • FAX (843) 237-0291

DATE

COMPANY NAME

COMPANY ADDRESS

ATTENTION: NEW PRODUCT MANAGER

REFERENCE: The Marker System and Professional Touch - Product # 13518

Advent Product Development searches for companies with an interest in licensing, manufacturing, distributing, marketing or buying-out our clients' products. As a full service product development company, Advent works diligently to introduce new ideas into the marketplace. Enclosed is a brochure describing The Marker System and Professional Touch.

Conceptually speaking, The Marker System and Professional Touch, is a set of circular, rectangular, and triangular markers that would be used while playing a game of pool to aid players in making shots and achieving "shape" to improve their pool playing skills.

If your company requires a Non-Disclosure Agreement, please do not hesitate to send a copy to the above address to the attention of the undersigned, and we would be more than happy to forward it for signature to the inventor, Luther Fortinberry.

After reviewing the brochure, please advise us if you would be interested in manufacturing the product. If you have any questions or require further information, please do not hesitate to call the undersigned at 843-237-5915 Ext., 304 or e:mail; mariond@sc.rr.com.

Thank you for your interest.

Very truly yours,
Marion Duguay
Licensing Agent

Enclosure: Product Brochure

cc: Luther Fortinberry



THE PROFESSIONAL TOUCH


BEGINNER RULES: AFTER BREAK BALL IN HAND FOR EITHER PLAYER. NO BALL POCKETED ON BREAK PLAYER FORFEITS ONLY HIS SHOT. OBJECT OF THE GAME IS TO CALL THE BALL YOU ARE SHOOTING AND GET SHAPES FOR THE NEXT BALL TO BE SHOT. YOU DO NOT HAVE TO MAKE THE BALL YOU ARE SHOOTING BUT YOU HAVE TO GET SHAPES FOR THE NEXT BALL OR RECEIVE PENALTY BALL AND BALL IN HAND FOR OPPONENT. PLAYER WITH MOST BALLS AT END OF GAME LOSES. AFTER SHOOTING BALL CALLED AND GETTING GOOD SHAPES FOR NEXT BALL PLAYER MAY CHOOSE ANOTHER BALL TO CALL NEXT SHOT & SHAPES. IF OPPONENT FEELS PLAYER DOES NOT HAVE GOOD ENOUGH SHAPES FOR CALLED POCKET HE MAY ASK THE PLAYER TO MAKE SHOT. PLAYER MAY FORFEIT SHOT OR SHOOT IF MISS ONE BALL PENALTY BALL IN HAND FOR OPPONENT, IF HE MAKES IT BALL PENALTY ON OPPONENT BALL IN HAND FOR PLAYER. IF A BALL GETS IN THE WAY OF NEXT CALLED BALL PLAYER MAY MAKE COMBINATION SHOT WITH CALLED BALL OR JUMP SHOT. YOU ARE ASSIGNED A POCKET ALL OTHER BALLS GO IN OVERFLOW POCKETS. ONE BALL PENALTY, BALL IN HAND FOR COMMITTED FOULS TOUCHING OTHER BALL ETC. AL . . . IF THERE ARE NO BALLS IN OVERFLOW OR OPPONENTS POCKET FOR PENALTY PLAYER MAY PICK BALL FROM PREFERABLY A CLUSTERED AREA. LAST BALL HAS TO BE CALLED POCKET MISS NO BALL PENALTY NO BALL IN HAND. PLAYER MAKES THE SHOT TWO-BALL PENALTY ON OPPONENT. SCRATCH ON LAST BALL OR COMMIT ANY FOWL BALL PENALTY AND SPOT LAST BALL OPPONENT SHOOT FROM THE KITCHEN. UPON A TIE BALLS IN OVERFLOW POCKETS ARE PUT IN THE RACK SPOTTED AND LAST PLAYER SHOOTING BREAKS.

ADVANCED PLAYER RULES

MULTIPLE PENALTY BALLS ON ANY SHOT ONE BALL PER FOWL COMMITTED. IF BALLS COMES WITHIN FIVE BALL DISTANCE OF A POCKET PLAYER HAS TWO SHOTS BEFORE HE HAS TO MAKE OR REMOVE BALL OR SUFFERS PENALTIES. PLAYER MAKES KISS SHOT BANK SHOT COMBINATION SHOT JUMP SHOT AND HOLDS GOOD SHAPES FOR NEXT CALLED BALL 2 BALL PENALTIES ON OPPONENT. PLAYER MAKES 2 BALL COMBINATION OR BANK 3 BALL PENALTIES ON OPPONENT ETC. & UP. PLAYER MAKES ASKED BALL 2 BALL PENALTIES ON OPPONENT. PLAYER SHOOTING NEXT TO LAST BALL UPON MAKING HAS TO PUT LAST BALL IN PRE-CALLED POCKET OR 2 BALL PENALTY NO BALL IN HAND FOR OPPONENT. PLAYER MAKES LAST BALL IN CALLED POCKET 3 BALL PENALTIES ON OPPONENT. SCRATCH OR MAKE ANY FOUL ON LAST BALL LOSS OF GAME FOR PLAYER.

PROFESSIONAL PLAYERS RULES

PLAYERS ARE REQUIRED TO MAKE BALL CALLED WITH SHAPES FOR HIS NEXT SHOT OR RECEIVE PENALTY BALL, BALL IN HAND FOR OPPONENT.



Mr. Luther W. Fortinberry
300 S Olive St Apt 1302
Los Angeles, CA 90013