



Green Leaf Lab[®]

12025 NE Marx St. Portland, OR 97220
503-253-3511 / www.greenleaflabs.com
License#: 10029074C70

Quality Control Testing Official Report

D8 Slab

Sample ID: G1A0175-10


Matrix: Hemp Extracts &

Test ID: 5009817

Source ID:

Date Sampled: 01/12/21

Date Accepted: 01/12/21



PHARMA CBD

Results at a Glance

Total THC : <LOQ (0.6307%) %

Total CBD : <LOQ (0.1725%) %

delta 8-THC : 84.22 % PASS



Eric Wendt
Chief Science Officer - 1/16/2021

All QC samples met acceptance criteria of the method; data available upon request. These results relate only to the sample included on this report. The report may not be reproduced except in full, without the written permission of Green Leaf Lab.

This is for informational testing and is not compliance testing. Lab results apply to the sample as received.



D8 Slab

Sample ID: G1A0175-10


Matrix: Hemp Extracts &

Test ID: 5009817

Source ID:

Date Sampled: 01/12/21

Date Accepted: 01/12/21



PHARMA CBD

Potency Analysis

Date/Time Extracted: 01/13/21 15:56

Analysis Method/SOP: 215

Batch Identification: 2103030

Cannabinoids	LOQ (%)	% by Wt.	mg/g	Cannabinoids Profile
Total THC	0.6307	< LOQ	< LOQ	
Total CBD	0.1725	< LOQ	< LOQ	
THCA	0.2428	< LOQ	< LOQ	
delta 9-THC	0.6307	< LOQ	< LOQ	
delta 8-THC	0.3736	84.22	842.2	<p>84.2</p> <p>delta 8-THC 84.2 Total: 84.2</p>
Exo-THC	0.0868	< LOQ	< LOQ	
THCV	0.4207	< LOQ	< LOQ	
THCVA	0.1567	< LOQ	< LOQ	
CBD	0.1295	< LOQ	< LOQ	
CBDA	0.1725	< LOQ	< LOQ	
CBDV	0.4160	< LOQ	< LOQ	
CBDVA	0.1364	< LOQ	< LOQ	
CBN	0.2489	< LOQ	< LOQ	
CBG	0.0655	< LOQ	< LOQ	
CBGA	0.0655	< LOQ	< LOQ	
CBC	0.0746	< LOQ	< LOQ	
Total Cannabinoids		84.22	842.2	

Total THC = delta 9-THC + (THCA * 0.877)

Total CBD = CBD + (CBDA * 0.877)

Total CBG = CBG + (CBGA * 0.878)

LOQ=Limit of Quantification, the lowest measurable concentration of an analyte.




**ISO 17025
ACCREDITED
LABORATORY**

Eric Wendt
Chief Science Officer - 1/16/2021

All QC samples met acceptance criteria of the method; data available upon request. These results relate only to the sample included on this report. The report may not be reproduced except in full, without the written permission of Green Leaf Lab.

This is for informational testing and is not compliance testing. Lab results apply to the sample as received.



Quality Control Potency

Batch: 2103030 - 215-Concentrates

Blank(2103030-BLK1)						
Analyte	Result	LOQ	Units	%Recovery Limits	Extracted	Analyzed
THCA	< LOQ	0.0607	%		01/13/21 15:56	01/14/21 02:19
delta 9-THC	< LOQ	0.1577	%		01/13/21 15:56	01/14/21 02:19
delta 8-THC	< LOQ	0.0934	%		01/13/21 15:56	01/14/21 02:19
Exo-THC	< LOQ	0.0217	%		01/13/21 15:56	01/14/21 02:19
THCV	< LOQ	0.1052	%		01/13/21 15:56	01/14/21 02:19
THCVA	< LOQ	0.0392	%		01/13/21 15:56	01/14/21 02:19
CBD	< LOQ	0.0324	%		01/13/21 15:56	01/14/21 02:19
CBDA	< LOQ	0.0431	%		01/13/21 15:56	01/14/21 02:19
CBDV	< LOQ	0.1040	%		01/13/21 15:56	01/14/21 02:19
CBDVA	< LOQ	0.0341	%		01/13/21 15:56	01/14/21 02:19
CBN	< LOQ	0.0622	%		01/13/21 15:56	01/14/21 02:19
CBG	< LOQ	0.0164	%		01/13/21 15:56	01/14/21 02:19
CBGA	< LOQ	0.0164	%		01/13/21 15:56	01/14/21 02:19
CBC	< LOQ	0.0186	%		01/13/21 15:56	01/14/21 02:19

Reference(2103030-SRM1)						
Analyte	% Recovery	LOQ	Units	%Recovery Limits	Extracted	Analyzed
THCA	99.9	0.0299	%	80-120	01/13/21 15:56	01/14/21 02:42
delta 9-THC	98.7	0.0777	%	80-120	01/13/21 15:56	01/14/21 02:42
CBD	98.2	0.0160	%	80-120	01/13/21 15:56	01/14/21 02:42
CBDA	99.1	0.0213	%	80-120	01/13/21 15:56	01/14/21 02:42



Eric Wendt
Chief Science Officer - 1/16/2021

All QC samples met acceptance criteria of the method; data available upon request. These results relate only to the sample included on this report. The report may not be reproduced except in full, without the written permission of Green Leaf Lab.

This is for informational testing and is not compliance testing. Lab results apply to the sample as received.