



Green Leaf Lab®

12025 NE Marx St. Portland, OR 97220
503-253-3511 / www.greenleaflabs.com
License#: 10029074C70

Quality Control Testing Official Report

MR COOKIE DOUGH

Matrix: Hemp Products


Sample ID: G1A0383-05

Test ID: 5009865

Source ID:

Date Sampled: 01/22/21

Date Accepted: 01/22/21



PHARMA CBD

Results at a Glance

Total THC : 0.2851 %

Total CBD : 4.749 %

delta 8-THC : 23.88 % **PASS**



Brittany Wiemer

Brittany Wiemer
Quality Officer - 1/27/2021

All QC samples met acceptance criteria of the method; data available upon request. These results relate only to the sample included on this report. The report may not be reproduced except in full, without the written permission of Green Leaf Lab.

This is for informational testing and is not compliance testing. Lab results apply to the sample as received.



MR COOKIE DOUGH

Matrix: Hemp Products


Sample ID: G1A0383-05

Test ID: 5009865

Source ID:

Date Accepted: 01/22/21

Date Sampled: 01/22/21



PHARMA CBD

Potency Analysis

Date/Time Extracted: 01/26/21 09:54

Analysis Method/SOP: 215

Batch Identification: 2105012

Cannabinoids	LOQ (%)	mg/g	Cannabinoids Profile	
Total THC	0.0739	2.851		
Total CBD	0.0771	47.49		
THCA	0.1068	3.251		
delta 9-THC	0.0739	< LOQ		
delta 8-THC	0.3718	238.8		
THCV	0.0725	< LOQ		
THCVA	0.1085	< LOQ		
CBD	0.0771	1.178		
CBDA	0.1063	52.81		
CBDV	0.0746	< LOQ		
CBDVA	0.1025	< LOQ		
CBN	0.0670	< LOQ		
CBG	0.3118	5.637		
CBGA	0.4133	137		
CBC	0.0978	2.949		

THCA	0.3
delta 8-THC	23.9
CBGA	13.7
CBDA	5.3
CBD	0.1
CBG	0.6
CBC	0.3
Total:	44.2

Total THC = delta 9-THC + (THCA * 0.877)

Total CBD = CBD + (CBDA * 0.877)

Total CBG = CBG + (CBGA * 0.878)

LOQ=Limit of Quantification, the lowest measurable concentration of an analyte.




Brittany Wiemer

Brittany Wiemer
Quality Officer - 1/27/2021



All QC samples met acceptance criteria of the method; data available upon request. These results relate only to the sample included on this report. The report may not be reproduced except in full, without the written permission of Green Leaf Lab.

This is for informational testing and is not compliance testing. Lab results apply to the sample as received.



Quality Control Potency

Batch: 2105012 - 215-Products

Blank(2105012-BLK1)						
Analyte	Result	LOQ	Units	%Recovery Limits	Extracted	Analyzed
THCA	< LOQ	0.0221	%		01/26/21 09:54	01/27/21 02:30
delta 9-THC	< LOQ	0.0153	%		01/26/21 09:54	01/27/21 02:30
THCV	< LOQ	0.0150	%		01/26/21 09:54	01/27/21 02:30
THCVA	< LOQ	0.0224	%		01/26/21 09:54	01/27/21 02:30
CBD	< LOQ	0.0159	%		01/26/21 09:54	01/27/21 02:30
CBDA	< LOQ	0.0220	%		01/26/21 09:54	01/27/21 02:30
CBDV	< LOQ	0.0154	%		01/26/21 09:54	01/27/21 02:30
CBDVA	< LOQ	0.0212	%		01/26/21 09:54	01/27/21 02:30
CBN	< LOQ	0.0138	%		01/26/21 09:54	01/27/21 02:30
CBG	< LOQ	0.0161	%		01/26/21 09:54	01/27/21 02:30
CBGA	< LOQ	0.0213	%		01/26/21 09:54	01/27/21 02:30
CBC	< LOQ	0.0202	%		01/26/21 09:54	01/27/21 02:30

Reference(2105012-SRM1)						
Analyte	% Recovery	LOQ	Units	%Recovery Limits	Extracted	Analyzed
delta 9-THC	98.2	0.0153	%	80-120	01/26/21 09:54	01/27/21 02:52
CBD	101	0.0159	%	80-120	01/26/21 09:54	01/27/21 02:52



Brittany Wiemer

Brittany Wiemer
Quality Officer - 1/27/2021

All QC samples met acceptance criteria of the method; data available upon request. These results relate only to the sample included on this report. The report may not be reproduced except in full, without the written permission of Green Leaf Lab.

This is for informational testing and is not compliance testing. Lab results apply to the sample as received.