





Week One: Which birds visit our gardens?

- Use the **identification sheets** to help check which birds visit your garden or green space in an hour.
- Create a **graph** of your data. Add a **date**, so you can see how the species and number of birds change over time.
- Chose how you wish to **decorate the birds** (each has a colour guide) to begin a display of your Wildlife Club work.
- Share online with **#WildlifeClub**

Extend your learning!

- A free downloadable e-book at www.livingworldeducation.com/explorers will give more information about these birds with a short quiz!
- www.livingworldeducation.com/wildlife_gardens will give ideas to help you attract more wildlife, including birds.




IDENTIFYING GARDEN BIRDS


GARDEN BIRDS (sheet 1)



goldcrest



wren




blue tit

great tit



long-tailed tit


chaffinch (male)



(female)

house sparrow

(male)




robin



goldfinch



bullfinch



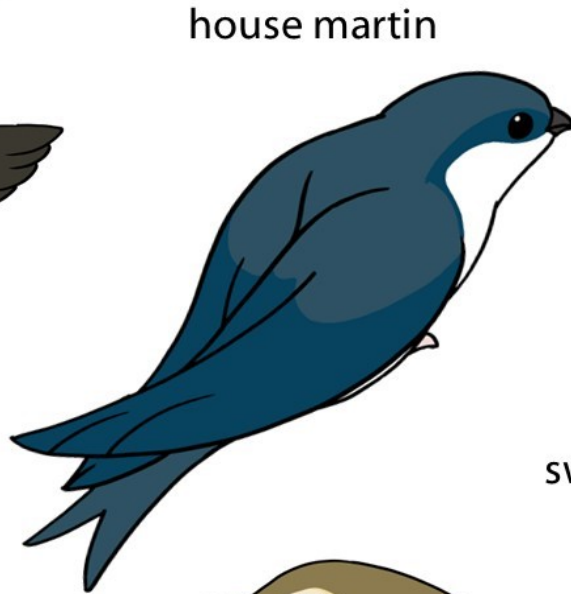
nuthatch

IDENTIFYING GARDEN BIRDS

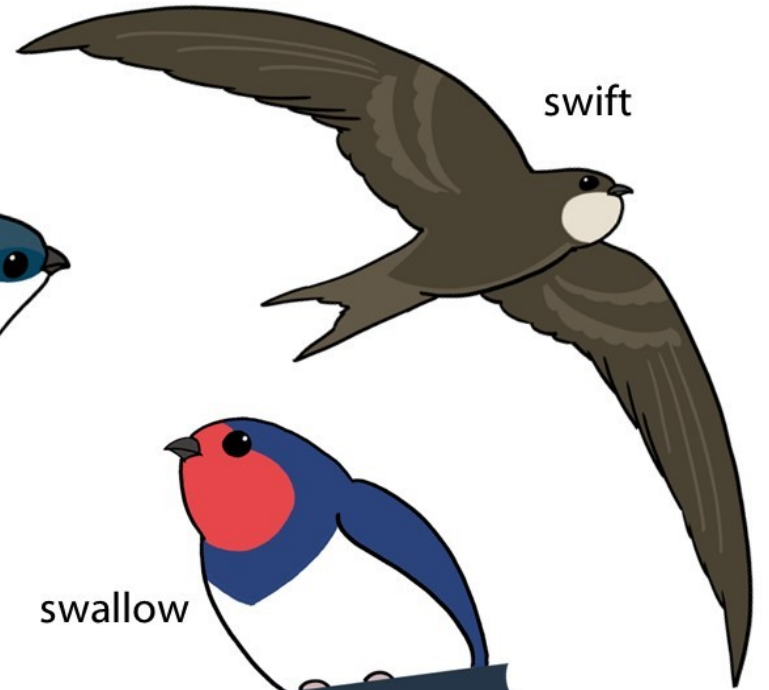
GARDEN BIRDS (sheet 2)



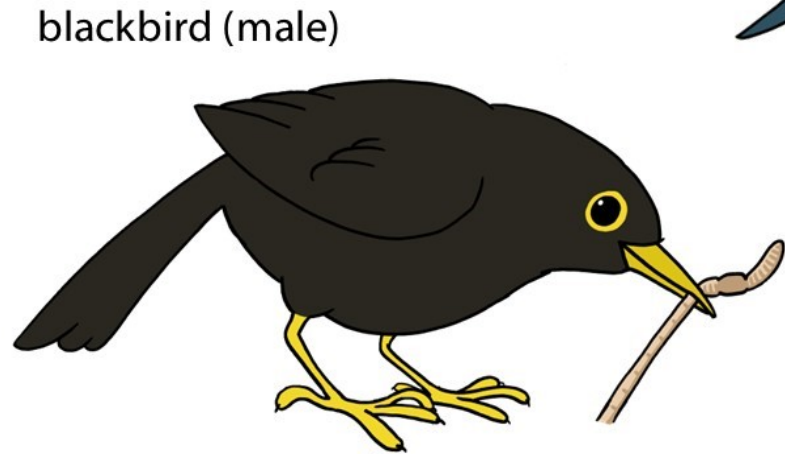
starling



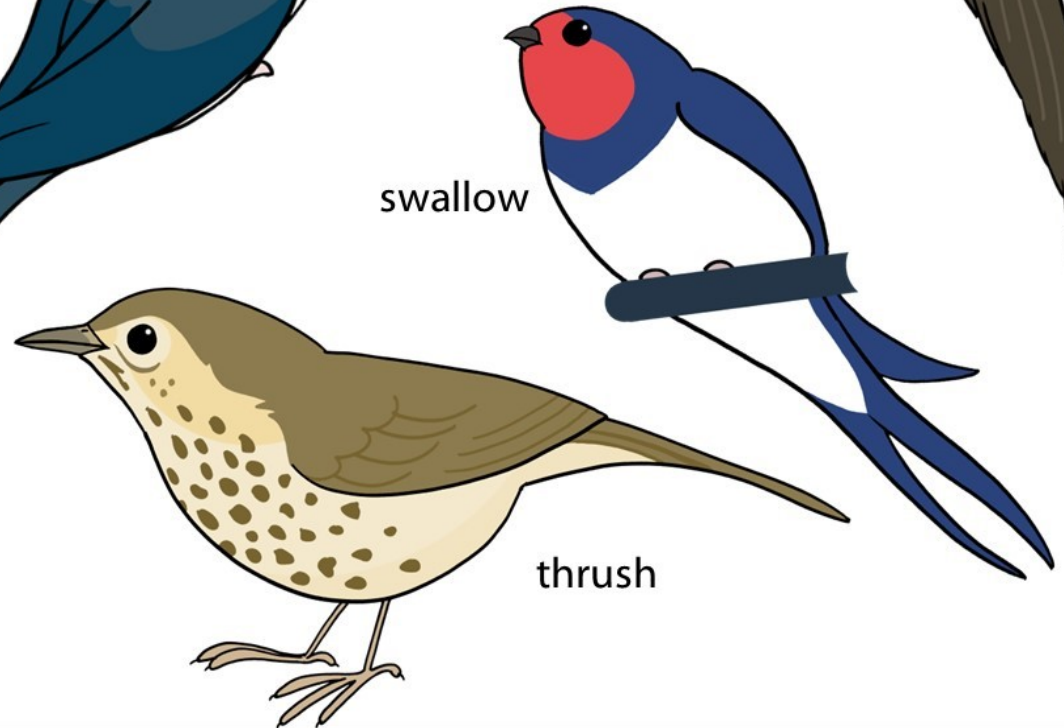
house martin




swift



blackbird (male)



swallow



thrush


IDENTIFYING GARDEN BIRDS

GARDEN BIRDS (sheet 3)




wood pigeon


greater-spotted woodpecker





magpie




jay




jackdaw



chaffinch



bullfinch





blue tit





**WILDLIFE
CLUB**

livingworldeducation.com



robin



wren

