

# peregrine falcon



## ACTIVITY PACK




Copyright Living World Education, 2025.

[www.livingworldeducation.com/uk-wildlife](http://www.livingworldeducation.com/uk-wildlife)

Sunsets and silhouettes produce a fabulous effect in four, easy to follow steps. You can adjust the colours and try to create your own landscape for your falcon/s to fly across...

1



Paint stripes of watery paint onto thick, white paper.

*(Fixing the page to a board with masking tape around the edges stops the paper from crinkling up.)*


2



A thick, wet brush works best. The colours will bleed in to each other.

*(Allow your artwork to dry before taking the tape from the edges)*

3



Cut black paper to create a skyline of buildings. Vary the heights and add chimneys

4



Black markers or felt pens help add extra details, including falcons and other birds.



Use the **word bank** to create fabulous facts in full sentences.

peregrine falcon



bird of prey

beak

carnivorous

predator raptor



feather


talons

hooked



pigeon

prey



wings

aerial

soaring

plummet

stoop

diving



egg



speckled

scrape

nest

incubate





# PEREGRINE POETRY

You may wish to use some of the words suggested below when creating your piece of peregrine poetry. It doesn't have to rhyme, but you should seek to capture the nature of this agile, aerial acrobat.

**predator raptor falcon talons**

**tiercel velocity speed beak**

**soaring claws hooked sharp prey**

**aerial ledge fledgling**

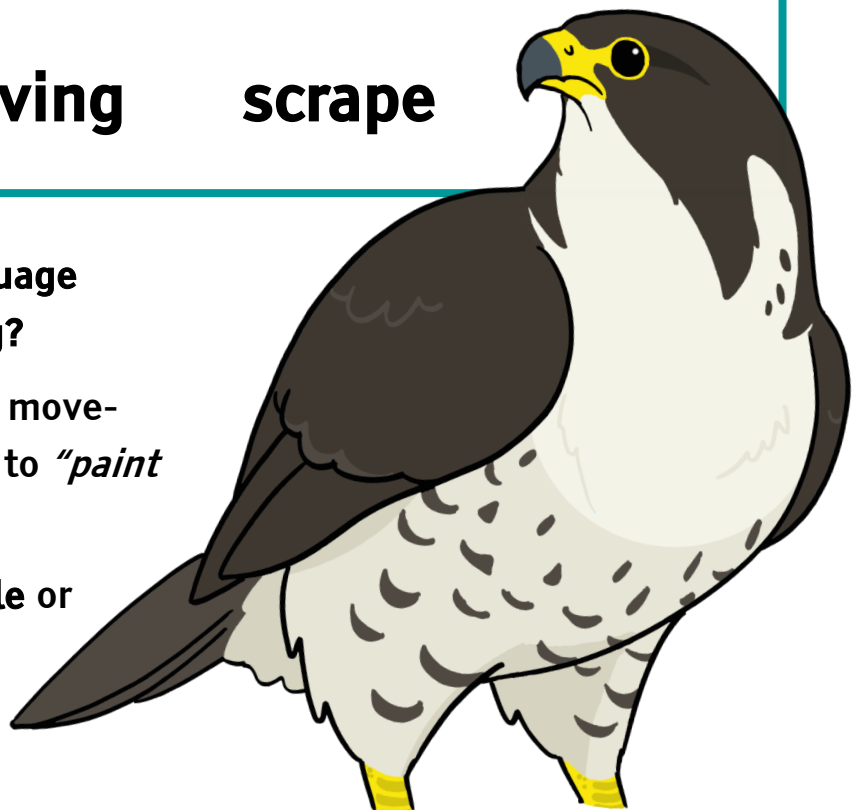
**plummeting diving stooping**

**chicks diving scrape**

Could you use descriptive language to further improve your writing?

Consider the shape, colour and movement of the bird to inspire you to "*paint a picture with words*".

You may wish to include a **simile** or a **metaphor** to compare the falcon or, their actions, to something else.



The falcons that have established nest sites on cathedrals have inspired this stained glass window craft activity...



Above, a finished example

- 1, Draw around this template on black card.
- 2, Cut out random shapes within the falcon, allowing thick gaps between them.
- 3, Stick pieces of colourful tissue paper to one side, being careful not to overlap.
- 4, Place your peregrine in a window where the sun shines to create the full stained glass effect!



Save paper!

This template could be used multiple times!

**TOP TIP!**

This works even better if enlarged to A3 sized paper/ card!



# FALCON WORDSEARCH

BEAK

FEATHERS

PIGEON

STOOPING

CHICK

HOOKED

PREDATOR

TALONS

CONSERVATION

NESTING

RAPTOR

TIERCEL

FALCON

PEREGRINE

SCRAPE

VISION

K N Y N X L B C J I T Y F B B  
S L J O O C E E Z R Y N A Y O  
P Y N Z P I G C A K H Q Z I A  
I E H E H X T N R K S D C O X  
C C R A S K K A I E M T H A Y  
F S E E K T O X V P I G E O N  
D R P P G D I Z Y R O T J A R  
E E A H G R K N F B E O J O F  
K H R V B C I C G X I S T I S  
O T C E I I Y N I D J A N S X  
O A S P A S Q C E H D Z Q O S  
H E A C H X I U S E C O M M C  
R F F A I S I O R T T V R W V  
R O T P A R G P N L L L G L W  
T N O C L A F V S N O L A T H

The words may overlap or appear in any direction, including diagonally.



# PEREGRINE PUPPET

Decorate your chick, then cut-out the parts.

Add the wings behind the body (see glue tabs)

Choose: Make a glove puppet or attach a stick to the back... you are ready to perform!

