





Week Three: Can you create symmetrical butterflies and moths?

- Select your preferred species, **paint it and fold over** to create a symmetrical insect artwork you can try to copy colours or create your own!
- Share online with **#WildlifeClub**

Extend your learning!

- A free downloadable e-book at www.livingworldeducation.com/explorers will give more information about butterflies and moths with a short quiz!
- www.livingworldeducation.com/wildlife-gardens has links that will give more information about the to encourage these insects with ideas as to which plants to select.





Paint one side, then **fold together** and **press**.

Open up to see your **symmetrical art**.

When **dry**, **cut** out and **display**.





peacock butterfly

Paint one side, then **fold together** and **press**.

Open up to see your **symmetrical art**.

When **dry**, **cut out** and **display**.



elephant hawk-moth