

Show _____ Class _____

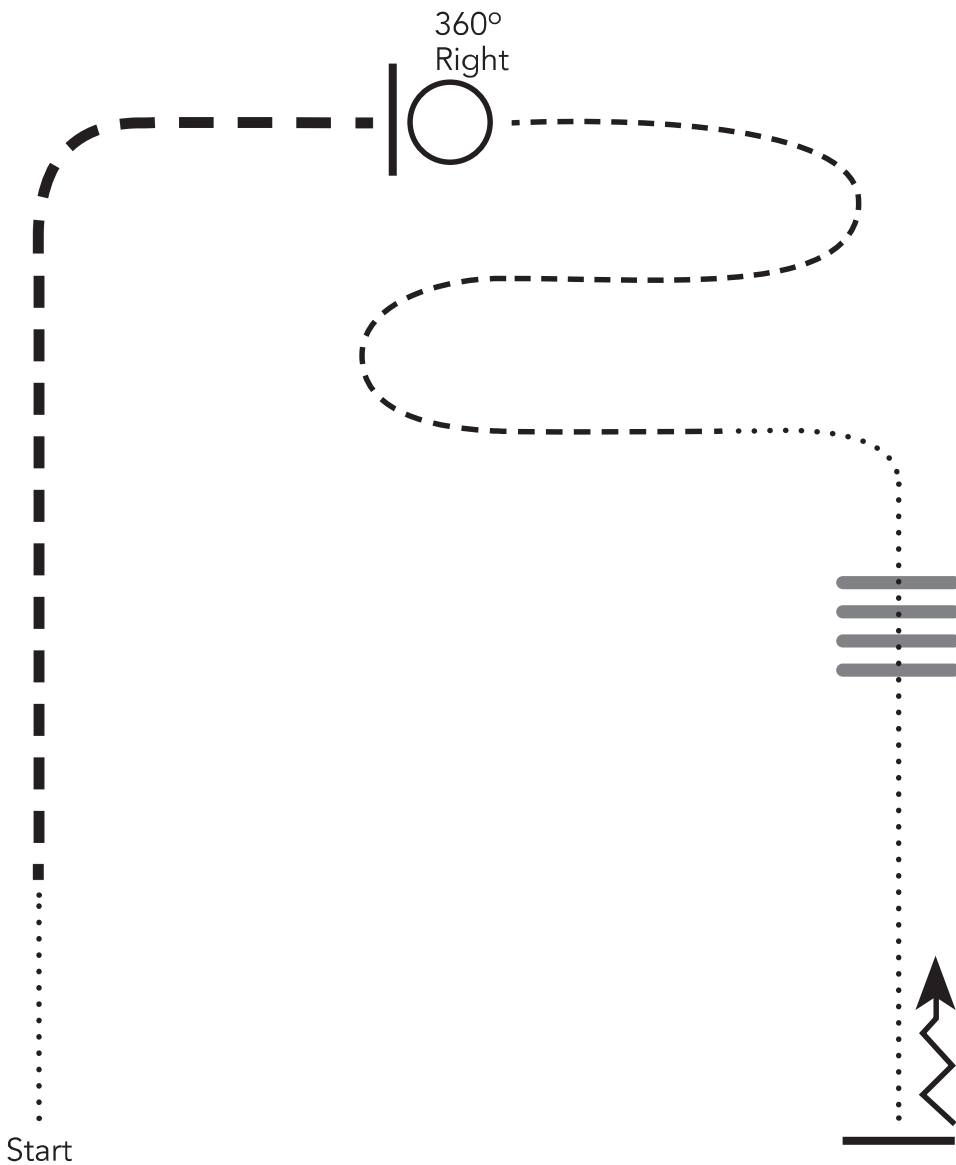
Date _____ Judge _____

RANCH RIDING WALK/TROT PATTERN







PATTERN 3

To be used for Walk/Trot 10 & Under and 11 & Over

The drawn description of this pattern is only intended for the general depiction of the pattern.
Exhibitors should utilize the arena to best exhibit their horses.



1. Walk.
2. Extended trot.
3. Stop. Turn 360-degrees right.
4. Trot serpentine.
5. Walk.
6. Walk over poles.
7. Stop, and back.

	Stop / Halt
	Extended Trot
	Trot
	Walk
	Back
	Log