

Custom Built Sheds and Garages



CRAFTED SIGNATURE BARNES

Whether it's a spacious storage shed, inviting garden shed, elegant garage, or a charming guest house, our beautiful collections offer you the style, space and flexibility your lifestyle demands.

Designed and built to enjoy for years to come, our handcrafted structures promise you quality and versatility sure to exceed your expectations. Choose from two special collections that include a wide range of styles.

Our Signature Collection boasts a long list of attractive options that will set your structure apart, while our Crafted Collection includes a full range of basic storage solutions built with a focus on affordability. Of course, both collections offer you outstanding quality for lasting beauty and durability.



Classic

With so many special design details, our Classic collection is a perfect choice when you want to enhance your landscape while satisfying your storage needs. Choose the colors, options and finishing touches that set your shed apart from all others.

A-Frames

With clean lines and an appealing classic shape, the A-Frame is a stylish storage solution that fits perfectly into suburban landscapes of today. Add a cupola for a charming finishing touch.

Manchester

With its warm and elegant design, the Manchester Gardening Shed invites you to store, care and appreciate your plants by creating a serene tranquil environment for you and your plants to enjoy.

Quaker

With its distinctive overhang, our Quaker design adds appeal to any backyard. Great functionality and no-nonsense style make it a popular choice for many homeowners.

Hip Roof

For an added touch of class, our Hip Roof collection is a great choice. Available in a variety of sizes and styles, this stand-apart design elevates any storage shed to something quite extraordinary.

Guest Houses

Whether you desire comfy space for out-of-town visitors or a backyard studio or getaway for yourself, our collection of Guest Houses offers you lots of beautiful choices, including optional porches for outdoor enjoyment.

Garages

For cars, trucks, tractors, boats and more, our full line of quality Garages includes all our popular storage shed styles. With steel overhead doors and heavy-duty floor supports standard, you can count on top-notch durability and performance.

Barns

For great storage capacity combined with equally great style, our Barn designs deliver! Built with plenty of room for mowers and small equipment, as well as tools, bikes and toys, our barns keep backyards clutter-free while adding classic charm to any landscape.

Gallery

We invite you to view our gallery, where design and functionality meet creating elegant and sophisticated environments for you and your guests to enjoy.

Classic

With many different design options, our Classic Collection is a perfect choice when you want to enhance your landscaping while satisfying your storage needs. Choose the colors, features, and finishing touches that will set your shed apart from all others.



10' x 20' T1-11 Keystone A-Frame
Shown with white T1-11 siding, white trim, red window trim, weathered wood shingles, 8' New England dormer, and large window cupola.



8' x 10' Cedar Creek Potting Shed with Wooden Lap Siding
Shown with white paint and chestnut roof line and windows, along with buckskin trim, and weathered wood shingles.



10' x 16' T1-11 Keystone A-Frame
Shown with clay T1-11 siding, white trim, black shutters, black shingles, 8' New England dormer, and large window cupola.



A-Frame

With clean lines and an appealing classic shape, the A-Frame is a stylish storage solution that fits perfectly into suburban landscapes of today. Add a cupola for a charming finishing touch.



10' x 16' Classic A-Frame
Smart panel painted Navajo white, buckskin trim, weathered wood shingles, and red doors and shutters



10' x 20' Steeper Vinyl A-Frame
Shown with sandstone beaded vinyl, white trim, brown shutters and boxes, weathered wood shingles, and large window cupola with copper.



12' x 16' Victorian
Shown with sage vinyl, white trim, and black roof with 6' dormer.

A-Frame



10' x 16' Vinyl Steeper A-Frame
Shown with ivory beaded vinyl, ivory trim, black shutters and boxes, black shingles, and large cupola.



10' x 16' Vinyl Steeper A-Frame Shed
Shown with sandstone siding & trim, green shutters, architectural slate shingles, and arched double-door. Options: large windows, glass door.



10' x 16' T1-11 A-Frame
Shown with clay paint, light gray trim, red shutters, and weathered wood shingles.



10' x 16' T1-11 Steeper A-Frame
Shown with Navajo white paint, avocado trim and shutters, green metal roof, and arch classic doors with transom.

A-Frame



10' x 14' x 7' Wall A-Frame
Shown with clay paint, tan trim, weathered wood shingles, and burgundy shutters.



8' x 10' T1-11 A-Frame
Shown with sage paint, white trim, black doors and shutters, and pewter gray shingles.



10' x 12' Vinyl Steeper A-Frame
Shown with almond vinyl, white trim, and Williamsburg shingles.

Manchester

Imagine stepping into your gardening shed and being greeted by warm sunlight and the fragrances of flowers. Our Manchester Garden Sheds provide a warm and inviting place to store your tools as well as care for your plants. During winter months, your bulbs will start to thrive in our safe and enclosed environment.



12' x 20' Manchester Garden Shed

Shown with red paint, white trim, black doors and shutters, and black shingles.



10' x 20' Manchester Garden Shed

Shown with Mojave stone front, sage vinyl and dormer, ivory trim, brown doors and shutters, barkwood shingles.



10' x 16' Manchester Garden Shed

Shown with linen vinyl, khaki trim, and black dormer and shutters.



10' x 16' Manchester Garden Shed

Shown with vinyl American walnut, almond trim, burgundy doors and shutters, and hickory shingles.

Quaker

With its distinctive overhang, our Quaker design adds appeal to any backyard. Great functionality and no-nonsense style make it a popular choice for many homeowners.



10' x 16' Vinyl Quaker
Shown with linen vinyl, white trim, green shutters, slate shingles, and 3' x 8' porch.



10' x 16' Keystone Quaker
Shown with cream paint, white trim, green shutters and doors, and black shingles.



10' x 20' Keystone Quaker
Shown with white paint, chestnut trim, buckskin shutters and door trim, and barkwood roof.



12' x 20' Vinyl Quaker
Shown with ivory vinyl, red trim and shutters, shack wood shingles, and large cupola with vane.



8' x 12' T1-11 Quaker
Shown with red paint, brown trim and shutters, and barkwood shingles.

Hip Roof

For an added touch of class, our Hip Roof Collection is a great choice. Available in a variety of sizes and styles, this stand-apart design elevates any storage shed to something quite extraordinary.



12' x 20' Hip Roof Vinyl
Shown with white vinyl, white trim, red shutters, weathered wood shingles, and medium cupola.



10' x 16' Hip Roof T1-11
Shown with beige paint, white trim, brown shutters and doors, and hickory shingles.



10' x 16' Hip Roof Vinyl
Shown with ivory vinyl, white trim, and weathered wood shingles.



10' x 12' Hip Roof Vinyl
Shown with ivory vinyl, white trim, almond shutters, weathered wood shingles, and medium cupola.

Guest House

Whether you desire comfy space for out-of-town visitors, a backyard studio, or a getaway for yourself, our collection of Guest Houses offers you lots of beautiful choices, including optional porches.



12' x 20' Guest House
Shown with ivory vinyl, white trim, and weathered wood shingles.



12' x 18' Vinyl Summer House
Shown with sage vinyl, red trim, and slate shingles.



12' x 28' Vinyl Pavilion Guest House
Shown with white vinyl, white trim, and weathered wood shingles.



12' x 20' Guest House
Shown with gray stone, white trim, and pewter gray shingles.



Garage

For cars, trucks, tractors, boats, and more, our full line of quality Garages includes all our popular storage shed styles. With standard steel overhead doors and heavy-duty floor supports, you can count on top-notch durability and performance.



14' x 28' Vinyl Heritage Garage
Shown with khaki siding, white trim, hickory roof, and khaki doors.
Round overhead door opening.



12' x 20' T1-11 Heritage Garage
Shown with Navajo white paint, avocado trim and shutters, pewter gray shingles, wrought iron box holders, and 24" window cupola.



12' x 20' A-Frame Garage
Shown with white vinyl, white trim, beige trim around windows, black shutters, black shingles, and 24" birdhouse cupola.

Garage



Modular section detail showing central beam & connecting construction.



Custom-built storage shelves are available. Built to your preferred width and height



24' x 24' Modular Vinyl 2-Car Garage
Shown with antique ivory siding, white trim, and cedar shingles.
Options: Red shutters – Ship in two sections, finished on site.



14' x 32' Vinyl 1-Car Garage Shown with antique ivory siding, blue trim and shutters, and weathered gray shingles. Options: House door, octagon window, cupola w/ black eagle weathervane, arched glass garage door.



14' x 28' Vinyl A-Frame 1-Car Garage Shown with sandstone siding, green trim and shutters, hunter green shingles, and 4' x 9' ramp. Options: light mounts (lights not included)



12' x 24' Vinyl Steeper A-Frame Shown with custom pearl siding, white trim, grey shutters, weathered wood shingles, and 8' x 7' overhead glass door.

Garage



12' x 32' T1-11 A-Frame Garage
Shown with beige paint, white trim, and barkwood shingles.



14' x 24' T1-11 Dutch Barn Garage
Shown with cream paint, red trim and shutters, and shakewood shingles.



12' x 28' A-Frame Garage
Shown with sandstone vinyl, green trim, and hickory shingles.



24' x 24' A-Frame Garage built on site.
Shown with light gray vinyl, white trim, and black roof.



Barns

For great storage capacity combined with equally great style, our Barn designs deliver! Built with plenty of room for mowers and small equipment, as well as tools, bikes and toys, our barns keep backyards clutter-free while adding classic charm to any landscape.



12' x 14' Dutch Barn
Shown with ivory siding, white trim, green shutters, and brown shingles.



12' x 20' T1-11 Dutch Barn
Shown with clay paint, beige trim, burgundy door and shutters, and weathered wood shingles.



8' x 10' Mini Barn
Shown with buckskin paint, avocado trim, and slate shingles.



8' x 10' Dutch Barn
Shown with clay siding and green trim with green shutters, weathered wood shingles, and stainless steel hidden hinges.



10' x 12' Mini Barn
Shown with sandstone siding, sandstone trim, and weathered wood shingles.

Gallery



10' x 16' Manchester Vinyl with white trim, navy blue dormer and shutters, black roof, and 8' cupola.



12' x 20' Vinyl Noble Flair
Shown with sandstone beaded vinyl, toffee wainscoting, window and door trim, beige face board and doors, hickory roof, and 8' New England dormer.



10' x 22' Heritage Cabin
10' x 6' porch with post and beam, stained cedar siding, cedar trim and shutters painted avocado, clay windows, charcoal gray standing seam roof, and stained fiberglass doors.



12' x 16' T1-11 Somerset Barn Shown with Navajo white paint, clay trim, red shutters and doors, and slate shingles.



12' x 16' Hip Roof Stone Shown with cedar stone, white trim, hickory shingles, and 30" arched windows.



10' x 14' Noble Flair Shown with khaki vinyl, redwood roof line and doors, brown trim and wainscoting, and hickory roof.



12' x 24' Hip Roof Shown with white siding, white trim, black shutters, and weathered wood roof. With 8' x 12' breeze way.



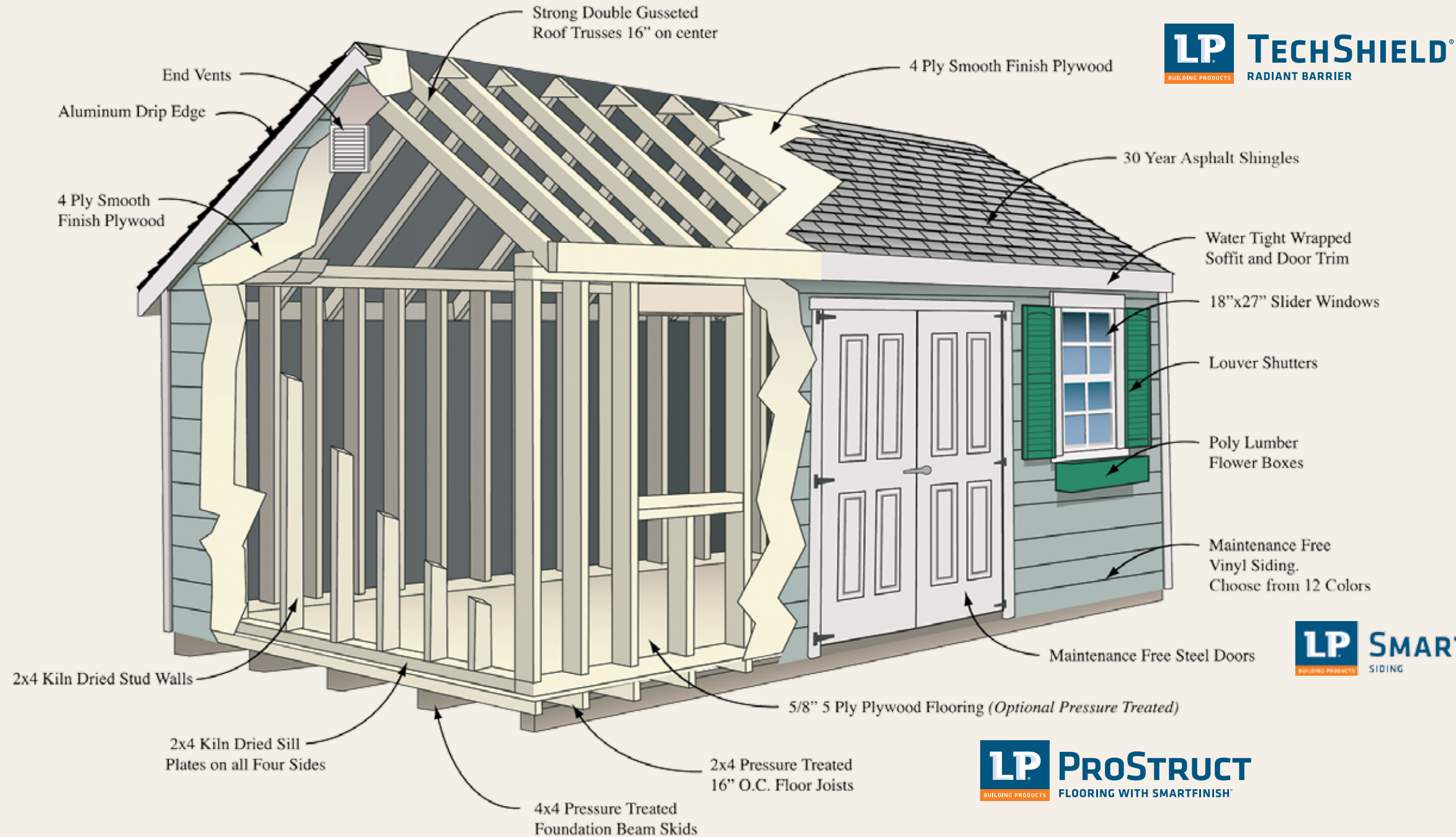
6' x 8' Dog Kennel with T1-11 beige siding, green trim, and weathered wood roof.



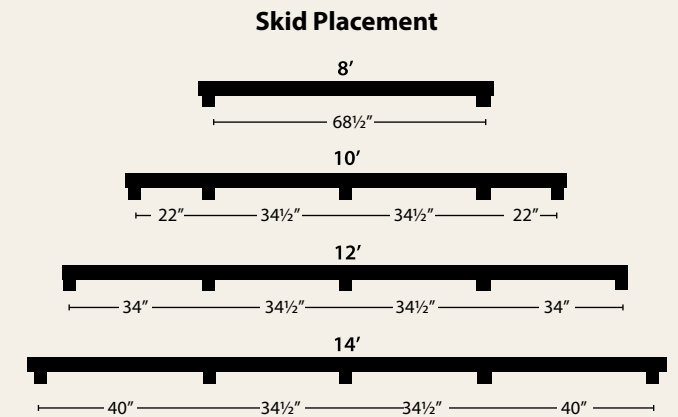
12' x 20' Somerset Barn Shown with light gray siding and white trim with red shutters. Black shingles, 8' x 10' vent.

SHED CONSTRUCTION

SITE PREPARATION RECOMMENDATIONS



- Site Preparation 4" to 6" modified stone base**
- Use 4" x 4" or 6" x 6" pressure treated timbers and outside perimeter of stone base.
 - Make sure timbers are leveled.
 - Fill stone evenly to the top of timbers. Stone base can be made 12" wider and longer than normal size.
 - Check with local authorities about building permits.

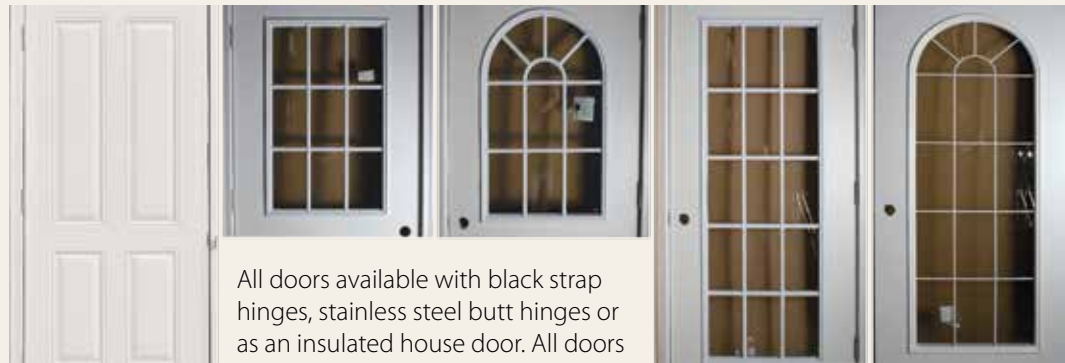


SHED CONSTRUCTION

Cupolas



Entrance Doors



All doors available with black strap hinges, stainless steel butt hinges or as an insulated house door. All doors can be painted to match the siding or trim color you select.

Homestead Doors



Somerton 2 lite



Stockton 2 lite



Cascade 2 lite



Cascade 3 lite


Overhead Garage Door Options



Arched window garage door



Raised panel garage door



Window garage door

SHED OPTIONS



Arch Window



Wood Window



8' x 8' Vent



Wrought Iron Frame



Heritage Style Door Opening



Octagon Window



30" Arch Window



Garden Vent



Flower Box



Arch Classic Door w/ optional Transom Windows



Custom Soffit



Custom Shelves



Classic Square Doors w/ optional Transom Windows



Arch Classic Doors

COLOR OPTIONS

Vinyl Siding Colors



Wood Siding & Trim Colors



Vinyl Trim Colors



Shingle Colors



Shutter Colors



1. Almond Shutter
2. Black Shutter
3. Blue Shutter
4. Brown Shutter
5. Burgundy Shutter
6. Clay Shutter
7. Cream Shutter
8. Dark Gray Shutter
9. Green Shutter
10. Navy Blue Shutter
11. Red Shutter
12. White Shutter



Authorized Dealer:

