



Vinyl  
*playsets*



**BRINGING VALUE TO LIFE** *Since 1988*





# TABLE OF CONTENTS

Index	2
About Us	4
Quality/Craftsmanship	6
Vinyl	8
Testimonial	9
Kids Health	10
FAQ's	12
Warranty	13
Space Shuttle Series	14
Pirate Ship Series	28
Teddy Bear Series	46
Build Your Own Adventure	58
Surfacing Options	70

**king**™  
swings

## SPACE SHUTTLE

-LARGE SERIES-

**14** Rocket Launcher Xtreme

**16** The Galaxy

**18** The Space Station

**20** The Launching Pad

**22** The Space Walk **BEST SELLER**

**24** The Shooting Star

**26** The Eclipse

## PIRATE SHIP

-MEDIUM SERIES-

**28** The Pirate's Palace

**30** The Sea King

**32** The Sailor's Retreat

**34** The Storm Chaser

**36** The Safe Harbor

**38** The Captain's Castle **BEST SELLER**

**40** The Wave Rider

**42** The Captain's Pearl

**44** The Starboard Escape

## TEDDY BEAR

-SMALL SERIES-

**46** The Care Bear Castle

**48** Cubby's Fort **BEST SELLER**

**50** The Wish Bear's Dream

**52** The Honey Bear Hangout

**54** Teddy's Tower

**56** The Fuzzy Bear Ride

**58** 3D Design App



# ABOUT US **KING SWINGS**

It all started 30 years ago in a 1600-square-foot workshop in Lancaster, PA. **King Swings**, a family owned and operated company, began designing, manufacturing, and installing swing sets. Today our production facility has swelled to 34,000 square feet. Made by some of the finest Amish craftsmen in the country, our swing sets will provide long hours of fun for your children and grandchildren.

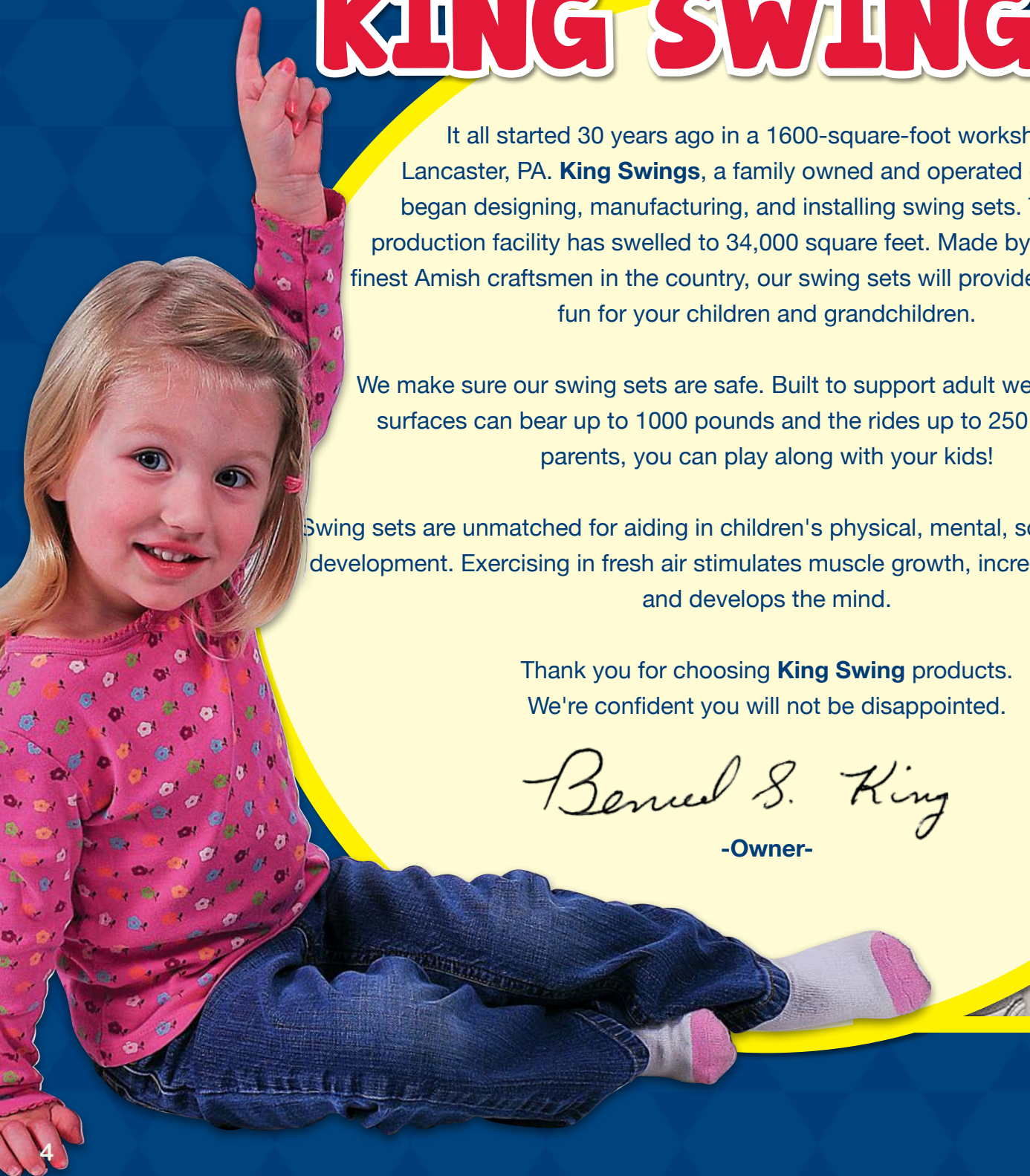
We make sure our swing sets are safe. Built to support adult weight, the deck surfaces can bear up to 1000 pounds and the rides up to 250 pounds. So parents, you can play along with your kids!

Swing sets are unmatched for aiding in children's physical, mental, social and emotional development. Exercising in fresh air stimulates muscle growth, increases coordination, and develops the mind.

Thank you for choosing **King Swing** products.  
We're confident you will not be disappointed.

*Bernard S. King*

-Owner-





# QUALITY'S IN THE DETAILS!



Easy Access Points & Safety Hand Rails



Our Swing Bars are Approx. 10' High

Heavy Duty A-Frames



Smooth Non-Fading Vinyl Surface

Durable Heat Resistant Plastic




# WHAT GOES INTO OUR SWINGSETS

It all starts with discarded plastic. Yes that's right, the same plastic you throw away after you drink a bottle of water. The compounds in that plastic is used to make the vinyl in our swing sets.



Rest assured, all our materials are environmentally friendly and we only use stainless steel hardware! The end result is one your entire family can enjoy.



We then cut and size lumber to provide strength and stability. We use "lifetime guaranteed preserved wood" and then cover it with a vinyl sleeve and caps to insure a maintenance free and splinter free finish. We use only the finest materials available.



## CUSTOMER TESTIMONIAL

*"We really appreciated the ability to custom design this swingset for our needs. We only had a small area available for it, and were able to put more action into that area than any other brand could. We would certainly deal with King Swings again in the future."*

The Strasburg Railroad - Strasburg, PA



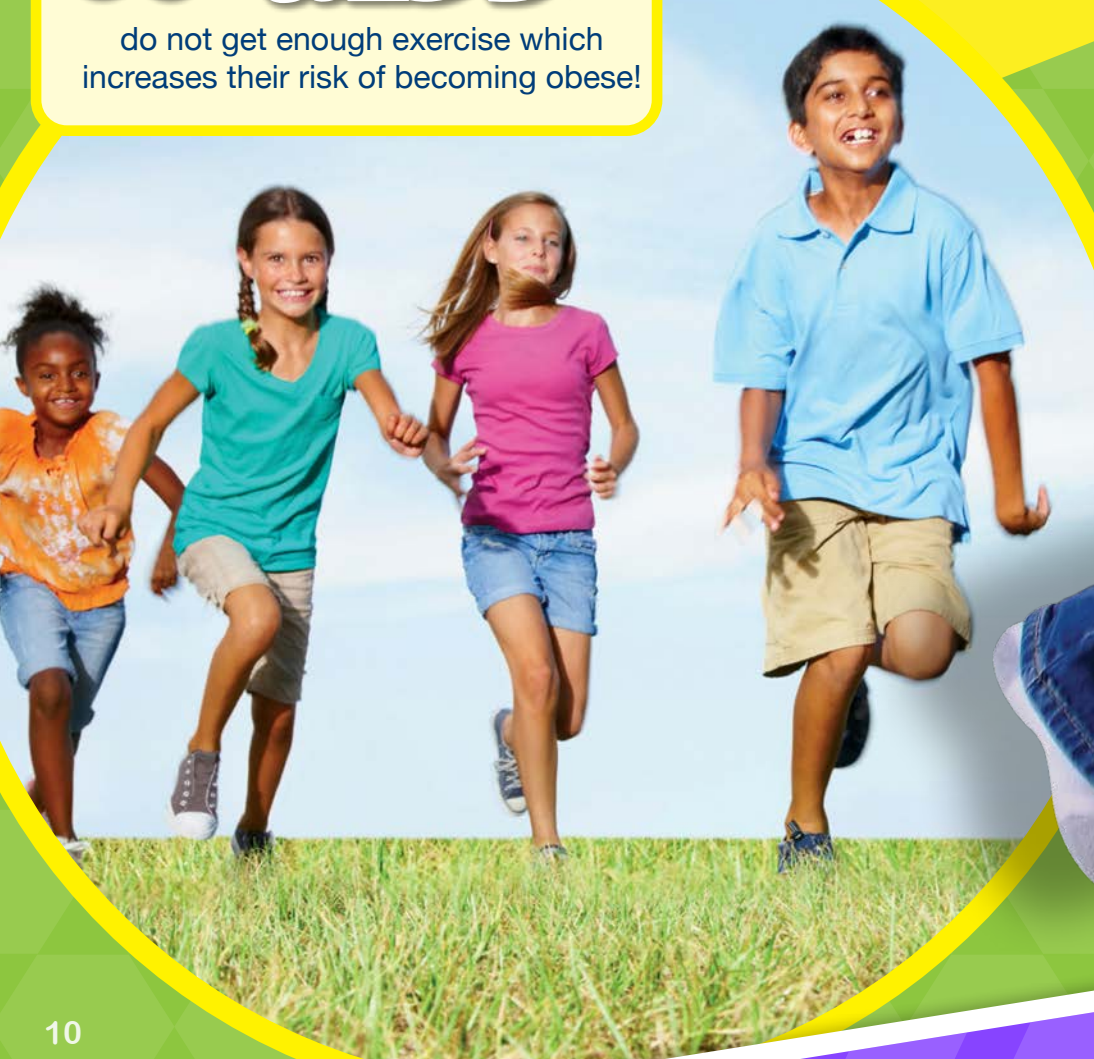
Lifetime pressure treated lumber is inside vinyl sleeve.



# ACTIVE KIDS <sup>Are</sup> HEALTHY KIDS

DID YOU KNOW?  
**50% OF KIDS**

do not get enough exercise which increases their risk of becoming obese!



SO GET OUT

& PLAY!

## WHY BUY A SWING SET?

- Time outside lowers children's risk of hyperactivity and depression.
- Outside play stimulates kids' imaginations, expanding their creative thinking.
- Children who create and play together face-to-face get along better with others.
- Children who spend time outside are calmer.
- Fresh air and exercise help stave off infections, colds, and the flu.







## FREQUENTLY ASKED **QUESTIONS?**

**Q: Will vinyl fade, due to sun?**

A: No, it has a long lasting UV protection to keep the original color for many years.

**Q: How do we clean our vinyl playset?**

A: Very Easy! Use a soft bristled brush and soap.

**Q: Will vinyl chip or get a rough surface?**

A: Only if it is damaged with a sharp or heavy object (Example: A hammer or sharp knife).

**Q: How will my swing set be anchored into the ground?**

A: All of our swing sets are anchored using 18" pieces of metal rebar.

**Q: Can a grown adult join in on the fun?**

A: Sure, go out and enjoy some fun with your children! Our play decks have a tip-proof design and will easily support an adult.

## LIMITED LIFETIME & **20 & 6 YEAR WARRANTY**

King Swings warrants its swing sets used in residential applications. Warranties are for original purchaser at the original installation address. Any alterations, relocation, or improper installation of your playset will void the warranty.

King Swings warrants that workmanship of your playset will be without fault for up to 6 years. We extend a limited lifetime warranty on all pressure treated lumber against decay & insect damage. All PVC plastic lumber is backed by our 20 Yr. Warranty against fading & discoloration. In addition all canopies, sliding boards, metal components, swings and accessories are warranted for 6 years from purchase. King Swings products are not warranted as being suitable for a particular purpose. The suitability of the product is for the purchaser to determine. This warranty does not cover normal wear and tear, failure to properly maintain the playset, or damage resulting from misuse or abuse of the product. All damage done by acts of nature such as lightning, storms, hurricanes, tornadoes, earthquakes or any extreme weather conditions are not covered.

King Swings reserves the right to request photographs and/or physical evidence of the product claimed to be defective, and to recover product prior to any warranty work being authorized. All shipments of products returned for inspection will be paid by consumer. If the defect is covered by manufacturers warranty, the manufacturer will remedy the warranty claim within a reasonable time frame. The remedy will consist of repair or replacement of the defective piece unless it is not practical. If this would be the outcome manufacturer will reimburse the original purchaser for the value of the defective piece.

Adult supervision is recommended while children are enjoying their playset. All children must maintain a safe distance from moving play equipment. For safety and comfort reasons, the manufacturer reserves the right to make design & structural changes without notice.





# ROCKET LAUNCHER XTREME


## Play Deck Roofing Choices



Fabric

Poly

# ROCKET LAUNCHER XTREME



**Border Needed:**  
118'  
**Rubber Mulch Needed:**  
3 Ton  
**Wood Mulch Needed:**  
9 cu. yds.  
**Weed Guard Needed:**  
975 sq. ft.  
**Total Space Needed:**  
27' x 32'

## This Model Includes:

<b>Towers</b>	(2) 4' x 8' Double Deck Towers
<b>Tower Connectors</b>	3' Tunnel Tube
<b>Slides</b>	7' Turbo, 10' & 14' Avalanche Slides, 10' Side Winder, 18' Ball Pit Blast
<b>Climbers</b>	5' Ladder, 5' Rock Climbing Wall/Ladder Combo, 12' Ramp
<b>Sandbox</b>	4' x 8' (24 Bags of Sand Needed)
<b>Roof Type</b>	Fabric
<b>Swing Bar</b>	N/A
<b>Rides</b>	Deluxe Toddler Swing
<b>Fun Accessories</b>	Ship Wheel, Telescope, Tic-Tac-Toe, Ball Pit w/ 1500 Playballs, 4' Picnic Table



Rear View



# THE GALAXY

9' Deck Height

Play Deck Roofing Choices

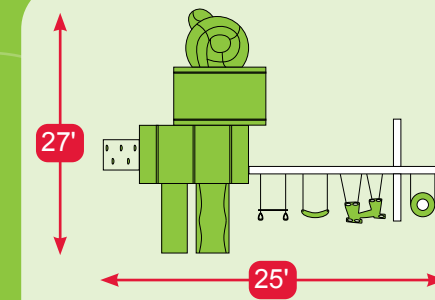


Fabric

Poly



# THE GALAXY



- Border Needed:** 132'
- Rubber Mulch Needed:** 3 Ton
- Wood Mulch Needed:** 11 cu. yds.
- Weed Guard Needed:** 1080 squ. ft.
- Total Space Needed:** 30' x 36'

## This Model Includes:

<b>Towers</b>	Triple Cascade Tower
<b>Tower Connectors</b>	N/A
<b>Slides</b>	14' Avalanche Slide, 9' Super Spiral Slide
<b>Climbers</b>	2' Ramp 5' full width Rock Climbing Wall
<b>Sandbox</b>	4'x8' (24 Bags of Sand Needed)
<b>Roof Type</b>	Poly
<b>Swing Bar</b>	4 Positions 10' High Beam, Free Standing Double Hammock Swing
<b>Rides</b>	Belt Swing, Trapeze Bar, Plastic Glider, 4 Rope Tire Swing, Hammock Swing, Double Hammock Swing, Deluxe Toddler Swing
<b>Fun Accessories</b>	Ship Wheel, Telescope, Tic-Tac-Toe, Tea Table and Chairs, Bubble Panel





# THE SPACE STATION

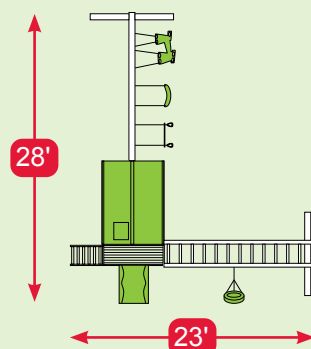
## Playhouse Roofing



Asphalt

## Did You Know?

Kids who play video games have shorter attention spans than those who exercise.



## THE SPACE STATION

**Border Needed:** 132'  
**Rubber Mulch Needed:** 3 Ton  
**Wood Mulch Needed:** 11 cu. yds.  
**Weed Guard Needed:** 1080 squ. ft.  
**Total Space Needed:** 30' x 36'

## This Model Includes:

<b>Towers</b>	6' x 6' Playhouse w/ 2' Deck
<b>Tower Connectors</b>	N/A
<b>Slides</b>	10' Waterfall Slide
<b>Climbers</b>	Staircase
<b>Sandbox</b>	6' x 6' (27 Bags of Sand Needed)

<b>Roof Type</b>	Asphalt
<b>Swing Bar</b>	3 Position Monkey Bar, 3 Position 10' High Beam
<b>Rides</b>	Belt Swing, Trapeze, Plastic Glider, Tire Swing
<b>Fun Accessories</b>	Ship Wheel, Telescope



# THE LAUNCHING PAD

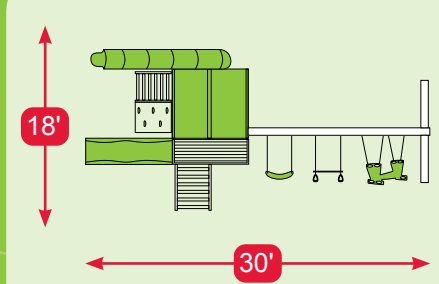
## Play Deck Roofing Choices



Fabric

Poly

# THE LAUNCHING PAD




- Border Needed:** 120'
- Rubber Mulch Needed:** 3 Ton
- Wood Mulch Needed:** 9 cu. yds.
- Weed Guard Needed:** 864 sq. ft.
- Total Space Needed:** 24' x 36'

## This Model Includes:

<b>Towers</b>	6' x 8' Double Deck Playhouse Tower
<b>Tower Connectors</b>	N/A
<b>Slides</b>	10' Avalanche Slide, 14' Sidewinder Slide
<b>Climbers</b>	Staircase, 7' Rock Climbing Wall Ladder Combo
<b>Sandbox</b>	4' x 6' (18 Bags of Sand Needed)
<b>Roof Type</b>	Poly
<b>Swing Bar</b>	3 Position 10' High Beam
<b>Rides</b>	Belt Swing, Trapeze, Plastic Glider
<b>Fun Accessories</b>	1 Ship Wheel, 1 Telescope, Tic-Tac-Toe



Rear View





# THE SPACE WALK

## Play Deck Roofing Choices



Fabric



Plastic



Poly

## Did You Know?

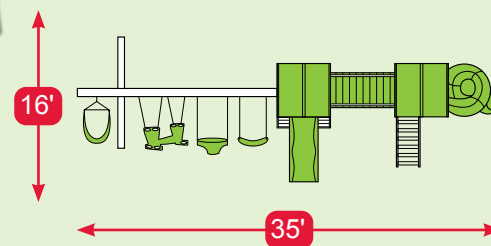
Kids do better on tests when they play first because of increased brain oxygen.



V-J

Shown with Optional Wood Grain Vinyl!

BEST SELLER



## THE SPACE WALK

Border Needed:	138'
Rubber Mulch Needed:	3 Ton
Wood Mulch Needed:	10 cu. yds.
Weed Guard Needed:	1056 squ. ft.
Total Space Needed:	24' x 44'

## This Model Includes:

Towers	(2) 4' x 4' Playdecks
Tower Connectors	Wobbly Bridge
Slides	5' Super Spiral Slide, 10' Waterfall Slide
Climbers	Ramp
Sandbox	4' x 4' (12 bags of Sand Needed)

Roof Type	Plastic
Swing Bar	4 Position 8' Standard Beam
Rides	Belt Swing, Deluxe Toddler Swing, Plastic Glider, Hammock Swing
Fun Accessories	Ship Wheel, Telescope, Lemonade Stand w/ 2 chairs, Decking and Railing under tower



# THE SHOOTING STAR

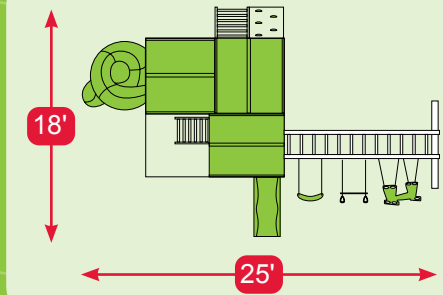
## Play Deck Roofing Choices



Fabric

Poly

# THE SHOOTING STAR



- Border Needed:** 114'
- Rubber Mulch Needed:** 3 Ton
- Wood Mulch Needed:** 8 cu. yds.
- Weed Guard Needed:** 800 sq. ft.
- Total Space Needed:** 25' x 32'

## This Model Includes:

Towers	8' x 8' Triple Deck Tower
Tower Connectors	N/A
Slides	7 Super Spiral Slide, 8' Waterfall Slide
Climbers	3' Ladder, 4' Ladder, 5' Rock Climbing Wall/ Ladder Combo
Sandbox	4' x 4' (12 Bags of Sand Needed)
Roof Type	Fabric
Swing Bar	3 Position Monkey Bar
Rides	Belt Swing, Trapeze, Plastic Glider
Fun Accessories	4' Picnic Table, Tic-Tac-Toe, 2 Telescopes, 1 Periscope, 2 Ship Wheels, Steering Wheel, Bubble Panel, Ball Pit w/ 1500 Playpen Balls

## Did You Know?

Tests prove that children who are physically fit have larger 'basal ganglia', a key part of the brain that helps maintain attention span and the ability to coordinate thoughts and actions.



# THE ECLIPSE

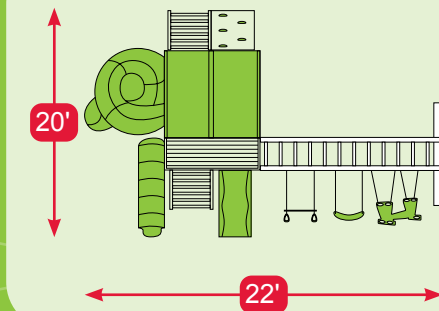
## Play Deck Roofing Choices



Fabric

Poly


# THE ECLIPSE



- Border Needed:** 120'
- Rubber Mulch Needed:** 3 Ton
- Wood Mulch Needed:** 9 cu. yds.
- Weed Guard Needed:** 900 squ. ft.
- Total Space Needed:** 30' x 30'

## This Model Includes:

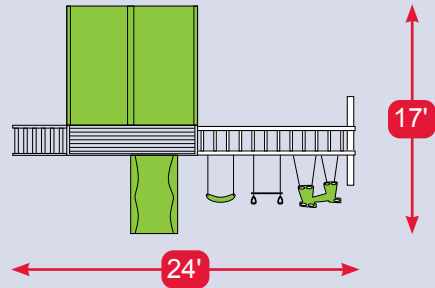
<b>Towers</b>	6' x 8' Double Deck
<b>Tower Connectors</b>	N/A
<b>Slides</b>	7' Turbo Tube Slide, 10' Side Winder Slide, 10' Avalanche Slide
<b>Climbers</b>	7' Rock Climbing Wall/Ladder Combo, Staircase
<b>Sandbox</b>	4' x 6' (18 Bags of Sand Needed)
<b>Roof Type</b>	Poly
<b>Swing Bar</b>	3 Position Monkey Bar
<b>Rides</b>	Belt Swing, Trapeze, Plastic Glider
<b>Fun Accessories</b>	Bubble Panel, Tic-Tac-Toe, Ship Wheel, Telescope





# THE PIRATE'S PALACE

**Border Needed:**  
108'  
**Rubber Mulch Needed:**  
2 Ton  
**Wood Mulch Needed:**  
7 cu. yds.  
**Weed Guard Needed:**  
720 sq. ft.  
**Total Space Needed:**  
24' x 30'



## This Model Includes:

Towers	6' x 6' Playhouse with 2' Front Deck
Tower Connectors	N/A
Slides	10' Waterfall Slide
Climbers	Staircase
Sandbox	6' x 6' (27 Bags of Sand Needed)
Roof Type	Asphalt
Swing Bar	3 Position Monkey Bar
Rides	Belt Swing, Trapeze Bar, Plastic Glider
Fun Accessories	Ship Wheel, Telescope




### Playhouse Roofing



Asphalt

# THE PIRATE'S PALACE



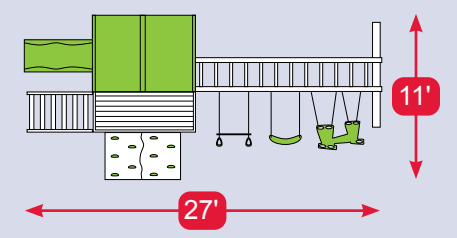


# THE SEA KING

# THE SEA KING



- Border Needed:** 102'
- Rubber Mulch Needed:** 2 Ton
- Wood Mulch Needed:** 6 cu. yds.
- Weed Guard Needed:** 578 sq. ft.
- Total Space Needed:** 17' x 34'




## This Model Includes:

Towers	6' x 8' Play Deck
Tower Connectors	N/A
Slides	10' Waterfall Slide
Climbers	Full Width Rock Climbing Wall, Staircase
Sandbox	6' x 6' (27 Bags of Sand Needed)
Roof Type	Plastic
Swing Bar	3 Position Monkey Bar
Rides	Belt Swing, Trapeze, Plastic Glider
Fun Accessories	Telescope, Ship Wheel, Tic-Tac-Toe



Over-sized family play deck!





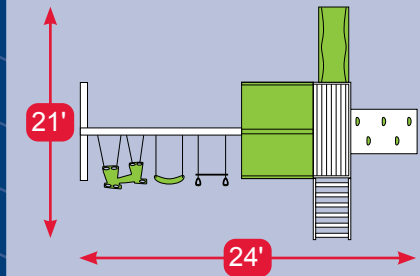
# THE SAILOR'S RETREAT

Playhouse Roofing



Asphalt

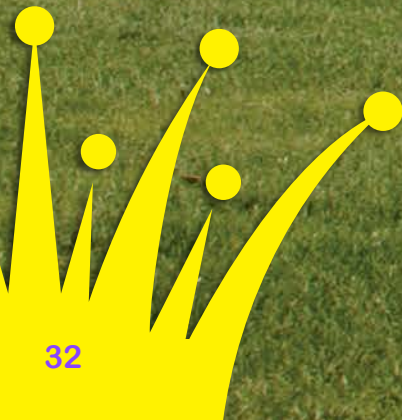
# THE SAILOR'S RETREAT



**Border Needed:**  
114'  
**Rubber Mulch Needed:**  
2 Ton  
**Wood Mulch Needed:**  
8 cu. yds.  
**Weed Guard Needed:**  
810 squ. ft.  
**Total Space Needed:**  
29' x 30'

## This Model Includes:

Towers	6' x 6' Playhouse with 2' Front Deck
Tower Connectors	N/A
Slides	10' Waterfall Slide
Climbers	Staircase, Full Width Climbing Wall
Sandbox	6' x 6' (27 Bags of Sand Needed)
Roof Type	Asphalt
Swing Bar	3 Position 10' High Beam
Rides	Belt Swing, Plastic Glider, Trapeze
Fun Accessories	Ship Wheel, Telescope





# THE STORM CHASER

**Border Needed:**

104'

**Rubber Mulch Needed:**

2 Ton

**Wood Mulch Needed:**

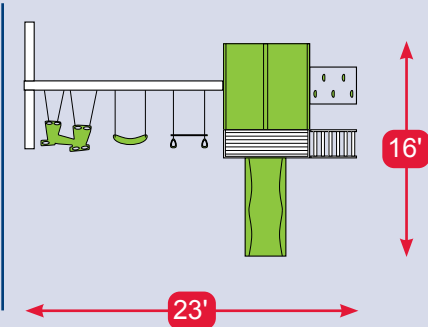
7 yds.

**Weed Guard Needed:**

667 sq. ft.

**Total Space Needed:**

23' x 29'



## This Model Includes:

<b>Towers</b>	6' x 8' Playdeck w/ decking under tower and Clubhouse walls
<b>Tower Connectors</b>	N/A
<b>Slides</b>	10' Waterfall Slide
<b>Climbers</b>	Staircase, 5' full-width climbing wall
<b>Sandbox</b>	N/A
<b>Roof Type</b>	Plastic
<b>Swing Bar</b>	3 Position 8' Standard Beam
<b>Rides</b>	Trapeze, Plastic Glider, Belt Swing
<b>Fun Accessories</b>	Tic-Tac-Toe, Telescope, Ship Wheel



Rear View

### Play Deck Roofing Choices



Fabric



Poly

# THE STORM CHASER





# THE SAFE HARBOR

## Play Deck Roofing Choices

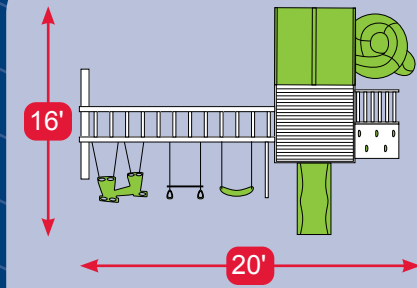


Fabric

Plastic

Poly

# THE SAFE HARBOR



**Border Needed:**  
102'  
**Rubber Mulch Needed:**  
2 Ton  
**Wood Mulch Needed:**  
6 yds.  
**Weed Guard Needed:**  
644 sq. ft.  
**Total Space Needed:**  
23' x 28'

## This Model Includes:

Towers	4' x 8' Split Level Playdeck
Tower Connectors	N/A
Slides	6' Super Spiral Slide, 10' Waterfall Slide
Climbers	5' Climbing Wall/Ladder Combo
Sandbox	4' x 4' (12 Bags of Sand Needed)
Roof Type	Plastic
Swing Bar	3 Position Monkey Bar
Rides	Belt Swing, Trapeze Bar, Plastic Glider, Deluxe Toddler Swing
Fun Accessories	Ship Wheel, Telescope, Tic-Tac-Toe



Shown with Optional Wood Grain Vinyl!

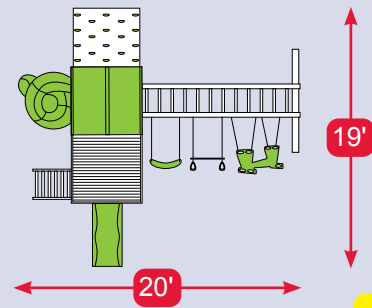


# THE CAPTAIN'S CASTLE

# THE CAPTAIN'S CASTLE




**Border Needed:**  
114'  
**Rubber Mulch Needed:**  
2 Ton  
**Wood Mulch Needed:**  
8 yrds.  
**Weed Guard Needed:**  
812 squ. ft.  
**Total Space Needed:**  
28' x 28'



## This Model Includes:

<b>Towers</b>	4' x 8' Double Deck
<b>Tower Connectors</b>	N/A
<b>Slides</b>	10' Waterfall Slide, 7' Super Spiral Slide
<b>Climbers</b>	5' Ladder, 7' full width Climbing Wall
<b>Sandbox</b>	4' x 4' (12 Bags of Sand Needed)
<b>Roof Type</b>	Plastic with Pergola
<b>Swing Bar</b>	3 Position Monkey Bar
<b>Rides</b>	Belt Swing, Trapeze Bar, Plastic Glider, Hammock Swing
<b>Fun Accessories</b>	Telescope, Tic-Tac-Toe





# THE WAVE RIDER

## Play Deck Roofing Choices



Fabric

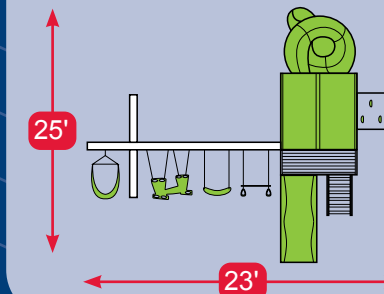


Plastic



Poly

# THE WAVE RIDER



**Border Needed:**  
128'  
**Rubber Mulch Needed:**  
3 Ton  
**Wood Mulch Needed:**  
10 yds.  
**Weed Guard Needed:**  
1023 sq. ft.  
**Total Space Needed:**  
33' x 31'

## This Model Includes:

<b>Towers</b>	6' x 8' Play Deck w/ 6' deck height
<b>Tower Connectors</b>	N/A
<b>Slides</b>	6' Super Spiral Slide, 14' Avalanche Slide
<b>Climbers</b>	6' Ladder, 6' full width climbing wall
<b>Sandbox</b>	6' x 6' (26 Bags of Sand Needed)
<b>Roof Type</b>	Plastic
<b>Swing Bar</b>	4 Position 8' Standard Beam
<b>Rides</b>	Belt Swing, Trapeze Bar, Plastic Glider, Hammock Swing, 3 Rope Tire Swing
<b>Fun Accessories</b>	Telescope, Ship Wheel



Rear View

Shown with  
6' Deck Height



# THE CAPTAIN'S PEARL

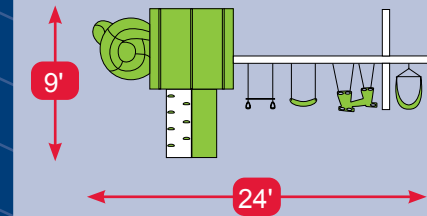
## Play Deck Roofing Choices



Fabric

Poly

# THE CAPTAIN'S PEARL



- Border Needed:** 98 ft.
- Rubber Mulch Needed:** 2 Ton
- Wood Mulch Needed:** 5 yds.
- Weed Guard Needed:** 528 squ. ft.
- Total Space Needed:** 16' x 33'

## This Model Includes:

Towers	6' x 6' Play deck w/ 6' deck height
Tower Connectors	N/A
Slides	6' Super Spiral Slide
Climbers	6' Climbing Wall/Ladder Combo
Sandbox	N/A
Roof Type	Plastic
Swing Bar	4 Position 8' Standard Beam
Rides	Belt Swing, Trapeze Bar, Plastic Glider, Hammock Swing
Fun Accessories	Ship Wheel, Telescope, Tea Table and Chairs



Shown with  
6' Deck Height

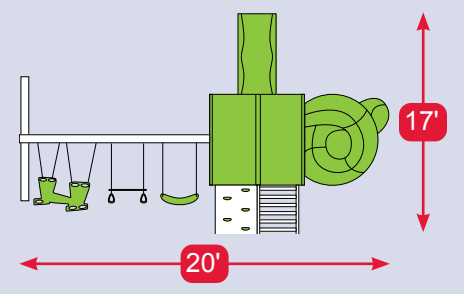


# THE STARBOARD ESCAPE

# THE STARBOARD ESCAPE




- Border Needed: 104'
- Rubber Mulch Needed: 2 Ton
- Wood Mulch Needed: 7 yrds.
- Weed Guard Needed: 672 squ. ft.
- Total Space Needed: 24' x 28'



## This Model Includes:

Towers	4' x 6' Playdeck
Tower Connectors	N/A
Slides	10' Waterfall Slide, 5' Super Spiral Slide
Climbers	5' Rock Climbing Wall/Ladder Combo
Sandbox	4' x 4' (12 bags of sand needed)
Roof Type	Plastic
Swing Bar	3 Position 8' Standard Beam
Rides	Plastic Glider, Belt Swing, Trapeze
Fun Accessories	Tic-Tac-Toe, Telescope, Ship Wheel





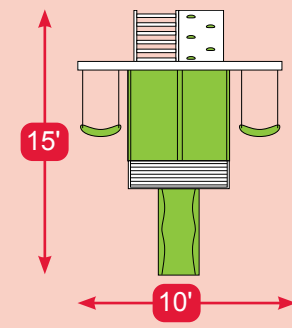
# THE CARE BEAR CASTLE

## Play Deck Roofing Choices



Fabric Plastic Poly

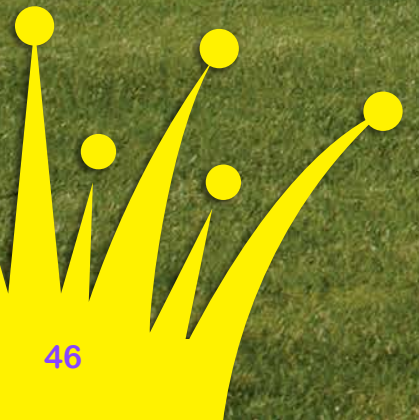
# THE CARE BEAR CASTLE



- Border Needed:** 74'
- Rubber Mulch Needed:** 1 Ton
- Wood Mulch Needed:** 6 cu. yds.
- Weed Guard Needed:** 352 sq. ft.
- Total Space Needed:** 16' x 22'

## This Model Includes:

Towers	4' x 4' Playdeck
Tower Connectors	N/A
Slides	10' Waterfall Slide
Climbers	5' Rock Climbing Wall/Ladder Combo
Sandbox	4' x 4' (12 Bags of Sand Needed)
Roof Type	Fabric
Swing Bar	2 Position 8' Standard Beam
Rides	2 Belt Swing
Fun Accessories	Telescope, Ship Wheel, Tic-Tac-Toe





# CUBBY'S FORT

# CUBBY'S FORT



**Border Needed:**

90'

**Rubber Mulch Needed:**

1 Ton

**Wood Mulch Needed:**

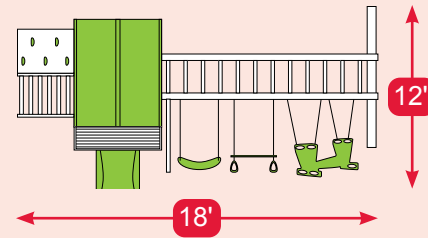
6 yrds.

**Weed Guard Needed:**

500 squ. ft.

**Total Space Needed:**

20' x 25'



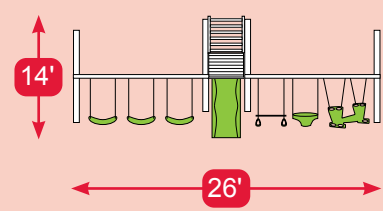
## This Model Includes:

Towers	4' x 4' Playdeck
Tower Connectors	N/A
Slides	10' Waterfall Slide
Climbers	5' Rock Climbing Wall/Ladder Combo
Sandbox	4' x 4' (12 Bags of Sand Needed)
Roof Type	Plastic
Swing Bar	3 Position Monkey Bar
Rides	Belt Swing, Trapeze, Plastic Glider
Fun Accessories	Telescope, Ship Wheel, Tic-Tac-Toe





# THE WISH BEAR'S DREAM




## THE WISH BEAR'S DREAM

- Border Needed:** 108'
- Rubber Mulch Needed:** 2 Ton
- Wood Mulch Needed:** 6 cu. yrds.
- Weed Guard Needed:** 594 sq. ft.
- Total Space Needed:** 18' x 33'

## This Model Includes:

<b>Towers</b>	2' x 2' Playdeck
<b>Tower Connectors</b>	N/A
<b>Slides</b>	10' Waterfall Slide
<b>Climbers</b>	5' Ladder
<b>Sandbox</b>	2' x 2' (3 bags of sand needed)

<b>Roof Type</b>	N/A
<b>Swing Bar</b>	(2) 3 Position 8' High Beams
<b>Rides</b>	3 Belt Swings, Trapeze Bar, Plastic Glider, Deluxe Toddler Swing
<b>Fun Accessories</b>	Telescope

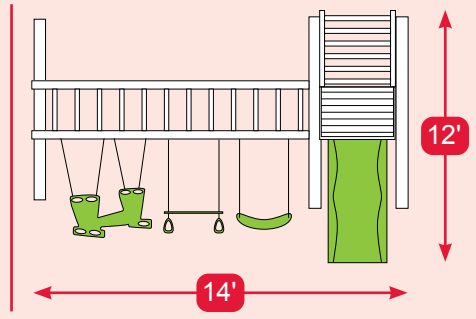




# THE HONEY BEAR HANGOUT

# THE HONEY BEAR HANGOUT

- Border Needed:** 78'
- Rubber Mulch Needed:** 1 Ton
- Wood Mulch Needed:** 5 cu. yds.
- Weed Guard Needed:** 378 sq. ft.
- Total Space Needed:** 18' x 21'



## This Model Includes:

<b>Towers</b>	2' x 2' Playdeck
<b>Tower Connectors</b>	N/A
<b>Slides</b>	10' Waterfall Slide
<b>Climbers</b>	5' Ladder
<b>Sandbox</b>	2' x 2' (3 bags of sand needed)
<b>Roof Type</b>	N/A
<b>Swing Bar</b>	3 Position Monkey Bar
<b>Rides</b>	Belt Swing, Trapeze, Plastic Glider
<b>Fun Accessories</b>	Telescope





# TEDDY'S TOWER

## Play Deck Roofing Choices

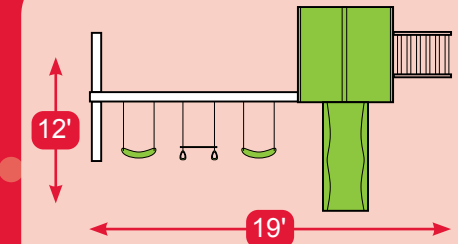


Fabric

Plastic

Poly


# TEDDY'S TOWER



**Border Needed:**  
90'  
**Rubber Mulch Needed:**  
1 Ton  
**Wood Mulch Needed:**  
6 cu. yds.  
**Weed Guard Needed:**  
500 sq. ft.  
**Total Space Needed:**  
20' x 25'

## This Model Includes:

Towers	4' x 4' Playdeck
Tower Connectors	N/A
Slides	10' Waterfall Slide
Climbers	5' Ladder
Sandbox	4' x 4' (12 bags of sand needed)
Roof Type	Fabric
Swing Bar	3 Position 8' High Beam
Rides	2 Belt Swing, Trapeze Bar
Fun Accessories	Telescope, Ship's Wheel





# THE FUZZY BEAR RIDE

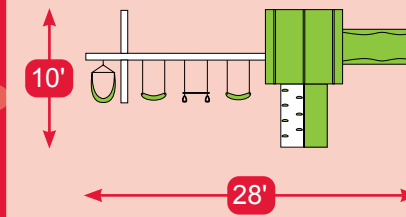
## Play Deck Roofing Choices



Fabric

Poly

# THE FUZZY BEAR RIDE



- Border Needed:** 104'
- Rubber Mulch Needed:** 2 Ton
- Wood Mulch Needed:** 6 yds.
- Weed Guard Needed:** 576 sq. ft.
- Total Space Needed:** 16' x 36'

## This Model Includes:


Towers	6' x 6' Playdeck
Tower Connectors	N/A
Slides	10' Waterfall Slide
Climbers	5' Climbing Wall/Ladder Combo
Sandbox	6' x 6' (24 bags of sand needed)
Roof Type	Fabric
Swing Bar	4 Position 8' Standard Beam
Rides	2 Belt Swings, Trapeze Bar, Hammock Swing
Fun Accessories	Ships Wheel, Telescope, Tic-Tac-Toe





# DESIGN YOUR PLAYSET

Create your dream playset on our new app!  
Or visit [create.kingswingsets.com](http://create.kingswingsets.com)



# THE SKY IS THE LIMIT!



# 1 CHOOSE YOUR COLOR

- BASE: White, Off White, Wood grain
- ACCESSORIES: Blue, Yellow, Green, Red OR MIX-AND-MATCH!


## Green



## Blue



## Yellow-Red



# 2 CHOOSE YOUR TOWER


TOWERS COME IN ALL HEIGHTS: 3' | 5' | 6' | 7'




2x2 Playdeck  
(5' Deck Height)




4x4 Playdeck  
(5' Deck Height)



4x6 Playdeck  
(5' Deck Height)



4x8 Double Deck  
(5' & 7' Deck Height)




4x8 Split Level Deck  
(5' & 6' Deck Height)



6x8 Double Deck  
Playhouse Tower  
(5' & 7' Deck Height)



6x6 Playdeck  
(5' Deck Height)



6x8 Double Deck  
(5' & 7' Deck Height)



Triple Cascade Tower  
(5', 7' & 9' Deck Height)




6x8 Playdeck  
(5' Deck Height)



6x6 Playhouse  
(5' Deck Height)



Rails Around  
Bottom Deck



Decking  
Under Tower



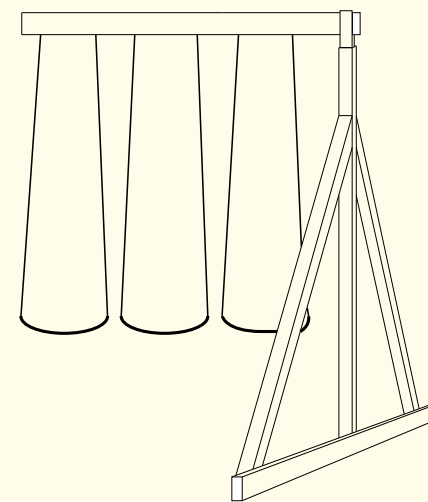
6x6 Playhouse  
(on ground)






4


# CHOOSE YOUR SWING BEAM




3 Position High Beam  
(Approx. 10 ft. High)



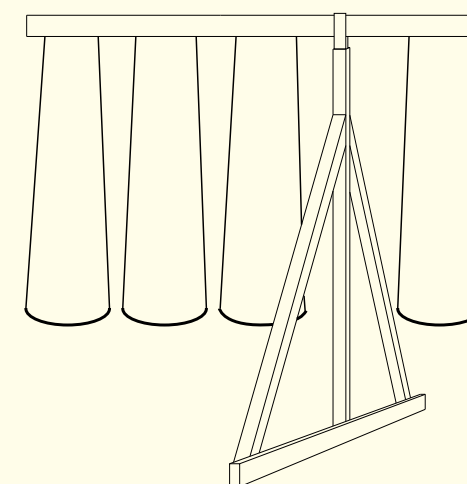
3 Position Standard Beam  
(Approx. 8 ft. High)



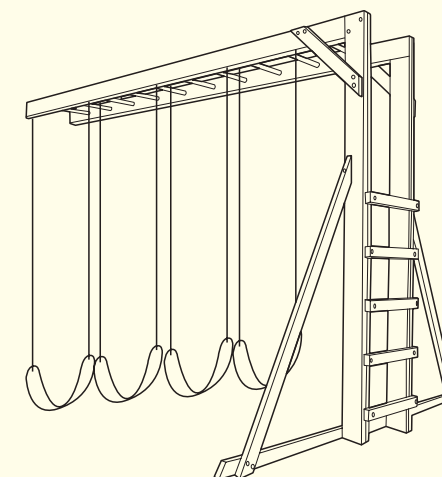
3 Position Monkey Bar  
(Approx. 8 ft. High)



2 Position Beam  
(Approx. 8 ft. High)



4 Position Standard or High Beam  
(8 or 10 ft. High)



4 Position Monkey Bar  
(Approx. 8 ft. High)

3


# ADD A TOWER WITH A CONNECTOR

Blue


Yellow

Green

Red




Wobbly Bridge  
(8')



Solid Bridge  
(6', 8', 10', 12')



Tunnel  
(3', 6', 9')



S Tunnel  
(48" offset)



# CHOOSE YOUR SLIDE



10 ft. Waterfall Slide  
(5 ft. Deck Height)



10 ft. Avalanche Slide (5 ft. Deck Height)  
14 ft. Avalanche Slide (6ft. or 7 ft. Deck Height)



5 ft. Turbo Tube Slide (5 ft. Deck Height)  
6 ft. Turbo Tube Slide (6 ft. Deck Height)  
7 ft. Turbo Tube Slide (7 ft. Deck Height)  
9 ft. Turbo Tube Slide (9 ft. Deck Height)




3 ft. Tunnel Express Slide (3 ft. Deck Height)  
5 ft. Tunnel Express Slide (5 ft. Deck Height)  
7 ft. Tunnel Express Slide (6 ft. Deck Height)  
9 ft. Tunnel Express Slide (7 ft. Deck Height)



3 ft. Sidewinder Slide (3 ft. Deck Height)  
5 ft. Sidewinder Slide (5 ft. Deck Height)  
7 ft. Sidewinder Slide (7 ft. Deck Height)  
9 ft. Sidewinder Slide (9 ft. Deck Height)



3 ft. Super Spiral Slide (3 ft. Deck Height)  
5 ft. Super Spiral Slide (5 ft. Deck Height)  
6 or 7 ft. Super Spiral Slide (6 or 7 ft. Deck Height)  
9 ft. Super Spiral Slide (9 ft. Deck Height)




3 ft. Slope Tunnel (2 ft. Drop)



Crawl Tunnel (2 ft. Drop)




Clear Elbow Tunnel



Clear Straight Tunnel

All Slides available in:

- Blue
- Yellow
- Green
- Red




18 ft. Ball Pit Blast






# 6 CHOOSE YOUR CLIMBER



5 or 6 ft. Climbing Wall/Ladder Combo



2, 5, 6 or 7 ft. Full Width Climbing Wall



5, 6 or 7 ft. Cargo Net




3, 5, 6 or 7 ft. Ladder



5, 6 or 7 ft. Cargo Net with Climbing Wall



Cargo Net/Ladder



7 ft. Climbing Wall/Ladder Combo



Staircase



Ramp



Poly Railings for Ramp

# 7 CHOOSE YOUR ROOFTOP



Fabric

- Red
- Blue
- Green



Asphalt (only available on playhouse)

- Blue
- Red
- Cedar
- Black
- Green
- Light Gray
- Weather Wood



Plastic

- Red
- Blue
- Green



Poly

- Red
- Blue
- Green

## BALL PIT

Let your kids dive-in and bury themselves in these clean and safe lightweight balls. The wiggles and giggles are sure to follow!

INCLUDES 1500 BALLS!





8

# CHOOSE YOUR SWINGS



Belt Swing



Trapeze/Rings



Bucket Swing



Deluxe Toddler Swing



Buoy Ball



Buoy Ball/Trapeze Combo



2 Rope Tire Swing



3 Rope Tire Swing



Plastic Glider



Together Swing



Hammock Swing



4 Rope Tire Swing



Basket Glider



Web Swing



Surf Swing

9

# CHOOSE YOUR Fun Accessories




Firemans Pole



Steering Wheel




Ships Wheel



Telescope



Spotlight



Tic-Tac-Toe



Periscope



Bubble Panel



Bubble Tube Panel



Binoculars



Megaphone



4 or 6 ft. Picnic Table



Tea Table and 2 Chairs



2x4, 4x4, 4x8, 6x6 Sandbox Covers



Personalized Engraved Wooden Name Plaques Available for ALL MODELS



## Mulch, Edging & Weed Guard



## Swing & Slide Mat


# 10 SURFACING OPTIONS

### 1. Rubber Mulch:

- Exceptional shock absorbancy
- Reduced risk of playground injuries
- Minimal Maintenance
- Dries quickly after rain
- Will not decompose
- Will not fade
- Non-Staining
- Non-toxic
- Does not freeze
- 99.9% Steel Free



### Rubber Mulch Colors



### 2. Wood Mulch:

For a traditional play area, we also offer wood mulch. Enjoy a play area like you had when you were a kid!

### 3. FLEX-WALL Edging:

Keep your play area neat and tidy with our flexible plastic edging that looks like real stone and installs quickly and easily.

### 4. Weed Guard:

Keep the weeds where they belong, outside of your play area, with our landscaping screen. Our screen comes in wide rolls and can be cut to the desired length for your playset.

## FLEX-WALL Edging

3



Cobblestone Graystone Sandstone

1

2

4





# Thank You!

For Choosing King Swings

## Enjoy!



Your Local Dealer:



@kingswings



kingswings1988



King Swings



KingSwingSets