

IN THE CIRCUIT COURT OF THE NINETEENTH JUDICIAL CIRCUIT
LAKE COUNTY, ILLINOIS

PEOPLE OF THE STATE OF ILLINOIS,)
)
Plaintiff,)
)
v.)
)
MARNI YANG,)
)
Defendant,)

No. 09 CF 926

FILED

MAY 17 2021

Erin Carrozzini Weinstein
CIRCUIT CLERK

NOTICE OF FILING

TO: ASA Jason Humke
JHumke@lakecountyil.gov

Eric Rinehart, Lake County State's Attorney
ERinehart@lakecountyil.gov

PLEASE TAKE NOTICE that on May 17, 2021, I have caused to be filed with the Clerk of the Circuit Court of Lake County **COMPELLING NEW FORENSIC EVIDENCE ADVANCES MARNI YANG'S POST-CONVICTION PETITION FOR ACTUAL INNOCENCE** in the above-entitled case number.

Attorney for MARNI YANG

PROOF OF SERVICE

The undersigned certifies that I caused to be served the foregoing Notice and stated documents via EMAIL to the persons stated above on May 17, 2021.

STONE & ASSOCIATES, LTD.
325 Washington St., Ste 400
Waukegan, IL 60085
847-336-7888
jstone@jedstone.com

IN THE CIRCUIT COURT OF THE NINETEENTH JUDICIAL CIRCUIT
LAKE COUNTY, ILLINOIS

PEOPLE OF THE STATE OF ILLINOIS,)
)
Plaintiff,)
)
v.)
)
MARNI YANG,)
)
Defendant,)

No. 09 CF 962

FILED

MAY 17 2021

Emm Carlsberg Weinstein
CIRCUIT CLERK

COMPELLING NEW FORENSIC EVIDENCE
ADVANCES MARNI YANG'S POST-CONVICTION PETITION
FOR ACTUAL INNOCENCE

NOW COMES the Defendant, MARNI YANG, by her attorney, Jed Stone, and presents to this court compelling new forensic evidence advancing her claim of actual innocence. In support thereof, Ms. Yang makes the following additions to her post-conviction petition:

1. Marni Yang has filed a post-conviction petition asserting her actual innocence.
2. In that petition, Ms. Yang demonstrated that because of the trajectories of the various bullets that struck the victim, she could not be the shooter, to a reasonable degree of scientific certainty.
3. As the defense investigation continued beyond the filing of Ms. Yang's petition, new evidence was uncovered that supports her claim of actual innocence.
4. Photographs of the crime scene taken by evidence technicians and other investigating police officers revealed bullet paths. These photographs were not discovered until, based on an order from this court, the Deerfield police provided previously undisclosed pictures.
5. Art Borchers and John Larsen of Larsen Forensics have prepared two new investigative memoranda. They are appended to this submission.

6. It must be noted that the defense has filed a motion seeking leave to take measurements from the crime scene. That motion remains unanswered by the state and unresolved by the court. While access to the crime scene and actual measurements are optimal, Mr. Larsen and Mr. Borchers have rendered opinions regarding the trajectory of “bullet wound B.” This wound was the initial shot that entered the body of Rhoni Reuter as she was upright in her kitchen and the killer shot her at near contact would range.
7. In addition to the memoranda by Larsen and Borchers, the defense team has brought on board Dr. Cyril H. Wecht, M.D., J.D. As the court well knows, Dr. Wecht is a world-renown forensic pathologist. Dr. Wecht’s CV is appended to this submission.
8. Both Dr. Wecht and Borchers/Larsen demonstrate that “gunshot wound B” is the first shot fired. It was fired at near or contact wound distance by the shooter. Rhoni Reuter was standing when she was shot. The shooter must have been taller than Ms. Reuter. Gunshot B entered her chest and her left arm at a downward trajectory. The projectile exited her arm striking the underneath side of a kitchen cabinet and resting on a rug near the kitchen sink. Subsequent gunshots forced her standing body into a leftward spiral. The killer inched into the kitchen and continued to fire shots at Ms. Reuter. The weapon misfired several times between discharges of bullets. At the moment of the final shot to her head, exiting her chin, Ms. Reuter was still upright. All of this is contained in Dr. Wecht’s letter, also appended. Dr. Wecht’s opinions are stated to a reasonable degree of medical certainty.
9. But Dr. Wecht, looking at the autopsy photographs and the written materials that supported the autopsy, noted (for the first time) compelling additional evidence of Ms. Yang’s innocence.

10. Rhoni Reuter sustained facial injuries days before her fatal encounter with her killer. Dr. Wecht explains how the state's medical expert, Dr. Montez, missed this clear evidence of an earlier battery. Dr. Wecht documents that the facial contusions on Ms. Reuter's face were "sustained within a couple to a few days before her death" and were "sustained from an impact separate from the gunshot wounds."
11. Dr. Montez is not a board-certified pathologist and never was. Attached is a copy of a recent letter from the American Board of Pathology that confirms this.
12. Someone beat this woman a few days before she was killed. It wasn't Marni Yang.
13. Days before her death, friends overheard Ms. Reuter argue with Shaun Gayle about her pregnancy and her soon delivery of Gayle's baby. We know that Gayle opposed buying baby furniture for the baby. "Let's see if the baby makes it," were words attributed to Gayle. See Ms. Yang's filed post -conviction petition and documents appended thereto.
14. Ms. Reuter told no one about the beating she took. We know that she did not go to work after being battered. Police investigators spoke to Ms. Reuter's supervisor at Macy's department store who reported that Ms. Reuter did not appear at her scheduled work-day on October 2, 2007. Gayle told the police that was the last day he saw Ms. Reuter.
15. Inexplicably, Assistant State's Attorney Patricia Fix submitted a patently false alibi for Mr. Gayle to the grand jury. See an earlier submission by the defense on the viewing of the recently produced surveillance video of the barber shop.
16. On the day of the murder, Shaun Gayle submitted to a gunshot residue test to his hands. The Illinois State Police trooper who conducted the examination of Gayle's hands noted abrasions and scabs on both hands. This documented recent injuries to both hands of Mr. Gayle. A copy of this report is appended to this submission. Curiously, the Deerfield

police did not take photos of his hands. Fortunately, we have documented observations of the abrasions in the ISP report.

17. Someone beat Rhoni Reuter several days before she was killed.
18. It was not Marni Yang.
19. The evidence is clear that Marni Yang did not and could not have shot Rhoni Reuter.
20. Further it is clear that there is mounting compelling evidence of an alternative suspect.

Respectfully submitted,

Jed Stone
Attorney for Marni Yang

STONE & ASSOCIATES, LTD.
325 Washington St., Suite 400
Waukegan, IL 60085
(847)336-7888
jstone@jedstone.com

INVESTIGATIVE MEMORANDUM

To: Jed Stone, Attorney at Law
From: Arthur H. Borchers
John Louis Larsen
Date: May 3, 2021
Subject: **0620 Koelling 17 – People v. Marni Yang:
Reuter Shooting Sequence & Crime Scene Analysis**

Mr. Stone:

As the credentials of the Larsen Forensics & Associates (LFA) authors have been established in prior reports, this document will be presented in memorandum format and be confined to a discussion of relevant crime scene details and review of Marni Yang's "confession" in context of the known evidence. The detection of the bullet impact site on the east kitchen wall has allowed significant progress on the shooting sequence in the October 4, 2007 murder of Rhoni Reuter and her unborn child. We will detail many of the factors that are now clearer.

In a quick review of Ms. Reuter's wounds as detailed in Dr. Montez's postmortem report and augmented by the report of Dr. Cyril Wecht and the scene reconstruction. There were a total of seven gunshot wounds inflicted on Ms. Reuter, the result of six gunshots. The letter sequence is in order of distance down the body from the top of the head.

- A) A perforating wound to the head that traveled through the skull and exited below the chin to impact the floor near the refrigerator.
- B) A perforating wound to the upper left chest that traveled through the soft tissue of the shoulder and exited the upper left arm to impact the east wall below the upper cabinets and bounce to rest near the sink cabinets.
- C) A penetrating wound to the upper central abdomen that traveled downward and came to rest in the left central pelvis.
- D) A perforating wound to the right abdomen that traveled across and exited the left abdomen then continued to strike her left forearm as Wound "G."
- E) A penetrating wound to the right back and came to rest just under the skin of the left lower abdomen.
- F) A penetrating wound to the right buttock that lodged in the right pelvis.
- G) A penetrating wound to the inner left forearm that came to rest just under the outer forearm skin but created a laceration to the skin. This wound is a continuation of Wound "D."

Our endeavor began with reconciling the recovered bullets, their locations, and the Northern Illinois Regional Crime Lab (NIRCL) findings.

Location	Evid. Marker	Inventory #	Crime Lab #	Measurements ^{1,2}
Dining area	2	JY002	NIRCL #4	1.5N, 3.16E
Sink mat	9	JY009	NIRCL #11	7.04S, 0.83E

The physical location of points not measured including Reuter's head, her left and right heels, cartridge case #7 by Reuter's foot, the garbage can, the refrigerator bullet and its impact point on the floor were calculated using both the digital crime scene images and the scanned photographic prints using the floor tile pattern as an aid. These locations are estimated as:

Location	Evid. Marker	Inventory #	Crime Lab #	Measurements
Garbage Can	None	JY023	NIRCL #18	1.0S, 3.33E
Refrigerator Bullet	None	JY012	NIRCL #14	#14) 2.52S, 7.3E
Refrigerator Impact	None	-	-	2.95S, 7.5E
Cartridge Case #7	None	Unk.	Unk.	7.1S, 3.0E
Reuter Head	-	-	-	2.0S, 6.5E
Reuter L-heel	-	-	-	6.66S, 2.75E
Reuter R-heel	-	-	-	6.25S, 2.33E

The Illinois State Police Division of Forensic Services (ISP) report detailed examining their Item #3, a fired bullet from the dining area outside the kitchen door, and Item #7, a fired bullet from the kitchen floor. Item #7 was found to have head hair fragments. A later ISP report detailed examinations of Items #8, 9, 10, 11, and 12. Item #9 was reported to be from the victim's back but contained no trace materials. Biological material was found on Items #8, 10, 11, and 12. Item #12, a fired bullet, is reported to have come from the kitchen floor. The report also indicates that examination of Item #13, the bullet from the garbage can, was requested but was held by NIRCL and was not present in the original packaging. The ISP Evidence Receipt was not included with the over 7,000 pages of discovery material. This Evidence Receipt would have displayed the agency inventory number corresponding with the ISP Item number but since it was not included, it cannot be positively determined if Item #7 or Item #12 corresponds with LCMCTF inventory JY009 or JY012. The head hair found on Item #7 supports that it is JY012 (refrigerator floor bullet – Figure 1 #14) and Shot "A." Shot "A" struck the tile floor and bounced coming to rest a few inches away to the north. ISP Item #12 then corresponds to JY009 (sink mat bullet – Figure 1 #9) and Shot "B."

One troubling aspect of this incident which has been a concern since the start of LFAs involvement, is that a total of eight bullets have been recovered but only seven cartridge cases. No mention or acknowledgement of this disparity has been made in the various police reports. There is no indication of investigators checking with the Deerfield Fire Department paramedic who entered the condominium to check Reuter for signs of life. Similarly, there was a ring of keys dropped into the scene by an unidentified person. There was no log of personnel entering or leaving the scene or their purpose for being present.

¹ The measurement convention used in the Lake County Major Crimes Task Force (LCMCTF) report was converted to follow a north-south and east-west configuration with a primary reference point origin (0,0) in the northwest corner of the kitchen.

² All measurements are given in decimal feet.

The NIRCL and Rosati firearm reports connects the seven fired cartridge cases, four scene bullets, and four bullets recovered at autopsy, to a common firearm origin: a 9mm pistol with general rifling characteristics like a Beretta style pistol or clone made by Taurus, Danshway, Al-Qadissiya as well as SWD or Intratech pistols. The five live 9mm cartridges found on the kitchen floor were also cycled through the involved firearm. As no additional information is known about the firearm, no significance will be assigned to these cartridges nor will an effort made to explain their presence or potential meaning. The only consideration to those cartridges was made while attempting to approximate the time duration for the shooting.

On January 13, 2021 we went to the Aurora Sportsman's Club range with a Sig Sauer P-226 9mm pistol. The pistol was blind loaded with eight rounds of live ammunition and five dummy cartridges. The person shooting did not know the loading order and was required to conduct a malfunction drill when the pistol failed to fire. Both authors performed the exercise with a total of three repetitions that resulted in times of 13.5, 14.5 and 17 seconds. If no firearm malfunctions are involved, the time required to fire eight shots rapidly is significantly faster. In a recent Chicago event, the Civilian Office of Police Accountability released Shotspotter audio of approximately eight shots being fired prior to a police-involved shooting. Using a stopwatch, the approximate time for the shots to be fired is just over three seconds. The time needed to manually eject five cartridges would be dependent on the individual involved. Based on this, we estimate that the time of this shooting event to be as fast as between three and seventeen seconds. This does not rule out a physical and/or verbal confrontation prior to the shooting itself.

The Kitchen of the Reuter condominium was approximately ten feet by ten feet in size with a counter, cabinets, and a refrigerator along the east wall. There was an electric stove, counter, dish washer and sink along the south wall. There was a large window in the south exterior wall over the sink. The north wall was of drywall / sheetrock construction with both an open doorway and a pass through opening to a dining area. The kitchen exit door was in the west wall (See Figure 1). The cabinets and appliances reduced the kitchen floorplan to approximately eight feet by eight feet of open space.

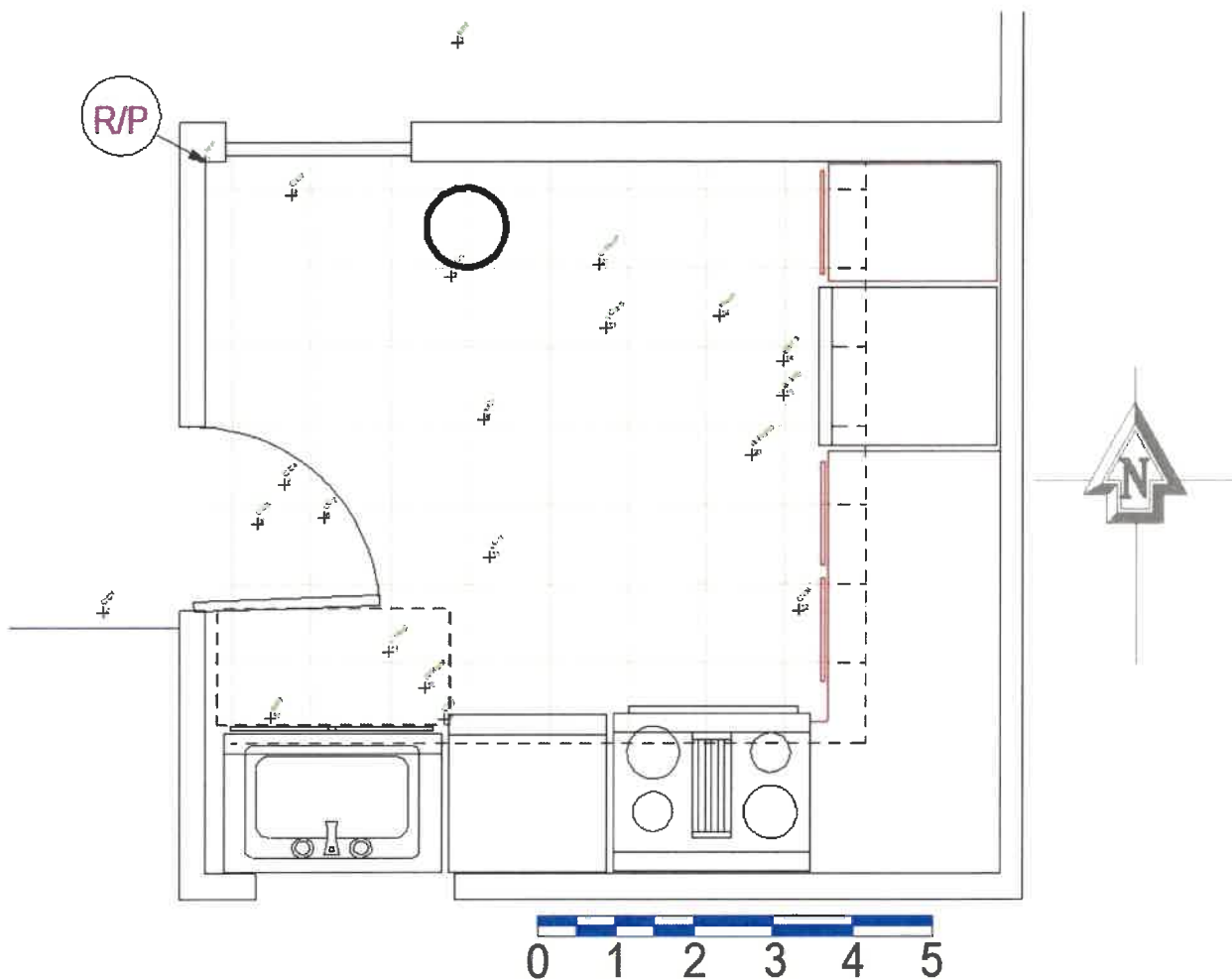


Figure 1 – LFA Kitchen diagram with evidence locations
Not to Scale

No measurements were provided for the location of a bullet hole entry (BHE) in the north kitchen wall. No crime scene photographs show the BHE at a perpendicular angle, image Roll 7_008.jpg³ where a scale was held against the wall was rectified in Adobe Photoshop using accepted forensic techniques to allow measurements of its width and length to approximate a trajectory angle. That trajectory angle is approximately 59° with a ±5° margin of error. The radial angle of the entry path is approximately 68° left of vertical with the same margin of error.

The location of the BHE was estimated using the rectified photograph and the standard dimensions of the nearby electrical outlet. The BHE is estimated to have been between twelve and thirteen inches above the floor and six feet nine inches east of the R/P origin.

The corresponding bullet hole exit (BHX) on the dining area side of the kitchen wall, the impact mark on the dining area floor and the impact mark on the east wall were not reported. Using measurements extrapolated from the width of the wood floor boards, the BHX is estimated to

³ Image numbering based on the scan order of the tendered film prints. This may not be the actual negative number on the original film strip.

be between 2.25 and 2.5 feet from the east wall, the impact point on the floor is estimated to be one foot north of the six inch thick kitchen/dining area wall. The bullet itself was located on the dining area floor near the kitchen doorway and localized with tent marker #2.

We know that an attempt was made to use a laser equipped trajectory rod placed in the north wall BHE based on People's Trial Exhibit #180 and scanned film prints (See Figures 2 and 3). The trial exhibits were examined and photographed by LFA on March 22 and 23, 2018 at the Lake County Court Clerk's Office.

The LCMCTF did little more than stick the trajectory rod into the BHE/BHX combination and take some photographs. Significantly more information can be obtained if the equipment is used properly. Students in our Suburban Law Enforcement Academy / Homeland Security Training Institute Bullet Trajectory Reconstruction class receive twenty-four hours of instruction and practice on the proper documentation of bullet holes, how to measure the angles associated with either the holes or trajectory rods, calculating the angles based on their size, and how to measure the terminus of the beam should that apply as it does in this case. This valuable information can be used to estimate shooter height and location for a particular shot. No documented effort was made to fully resolve this evidence.



Figure 2 – Photograph of People's Exhibit # 180 / LFA IMG_0443.jpg

Trajectory laser extending across kitchen through open kitchen door and ending on hallway wall



Figure 3 – Scanned image IND_0014.jpg

Trajectory laser across the kitchen and ending on the exit door

Shot “B” fired was within a few inches of Reuter’s upper left chest and caused characteristic stretching and tearing of her shirt. The bullet traveled through her shoulder and exited her left upper arm slightly below the entry wound. Autopsy image 07-15329 (78).jpg shows a trajectory rod through this wound (See Figure 4). The skin around the BHE is stretched by the trajectory rod due to the angle of the arm at the side of the body as indicated by the added yellow arrow. Had Reuter’s left arm been manipulated into a slightly increased angle away from her torso, this stretching would have been minimized and would accurately convey the true arm angle at the time of the shot. A perpendicular photograph looking down on the body, would have allowed the actual angle to be easily calculated. It is unknown if the arm was manipulated to a position above Reuter’s head as Dr. Montez later testified to or the effect of such manipulation had on the rod and wound.



Figure 4 – Autopsy Image 07-15329 (78).jpg

Trajectory rod through wound "B" and distortion of the entry site by the trajectory rod.
(cropped & enlarged)

We now know with reasonable certainty that bullet "B" then struck the east wall just below the cabinets and bounced off coming to rest on the floor mat near the kitchen sink cabinets. The bullet could not penetrate the east wall as it is a solid firewall dividing the Reuter residence and the adjoining unit.

Reuter's position at shot "B" is bladed at an angle away from the doorway, more facing the kitchen door itself (See Figure 5).

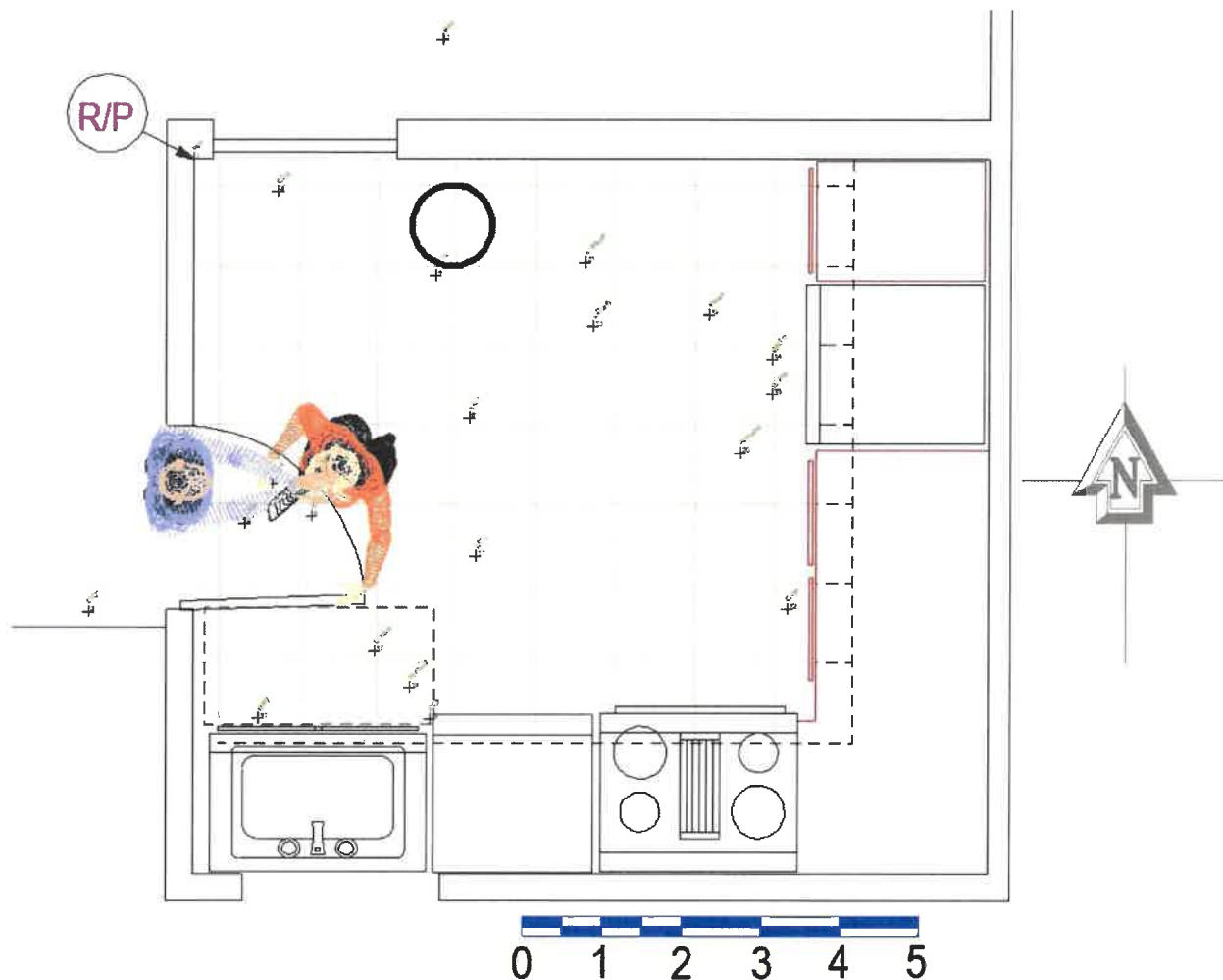


Figure 5 – Estimated positions for shot “B”

The shooter’s position for shot “B” is within the kitchen doorway with the gun raised inside the doorway to be near Reuter’s left chest as described. Being so close to the doorway, and with most semi-automatic firearms ejecting cartridge cases to the right and rear, the cartridge case in the hallway outside the kitchen (tent marker #1) is therefore logically connected to shot “B”.

Observing the east wall bullet impact site is difficult. In fact, only one crime scene photo appears to show the site at a distance (See Figure 13). Figure 6 illustrates the angles and figures from our February 23, 2021, Investigative Memorandum which explains how the bullet impact location can be hidden from view but only a partially appear in any images. The actual dimensions for the cabinets are unknown. The dimensions given in the calculations are based on standard construction materials and building practices. Access to the former Reuter condominium is still necessary for a complete examination.

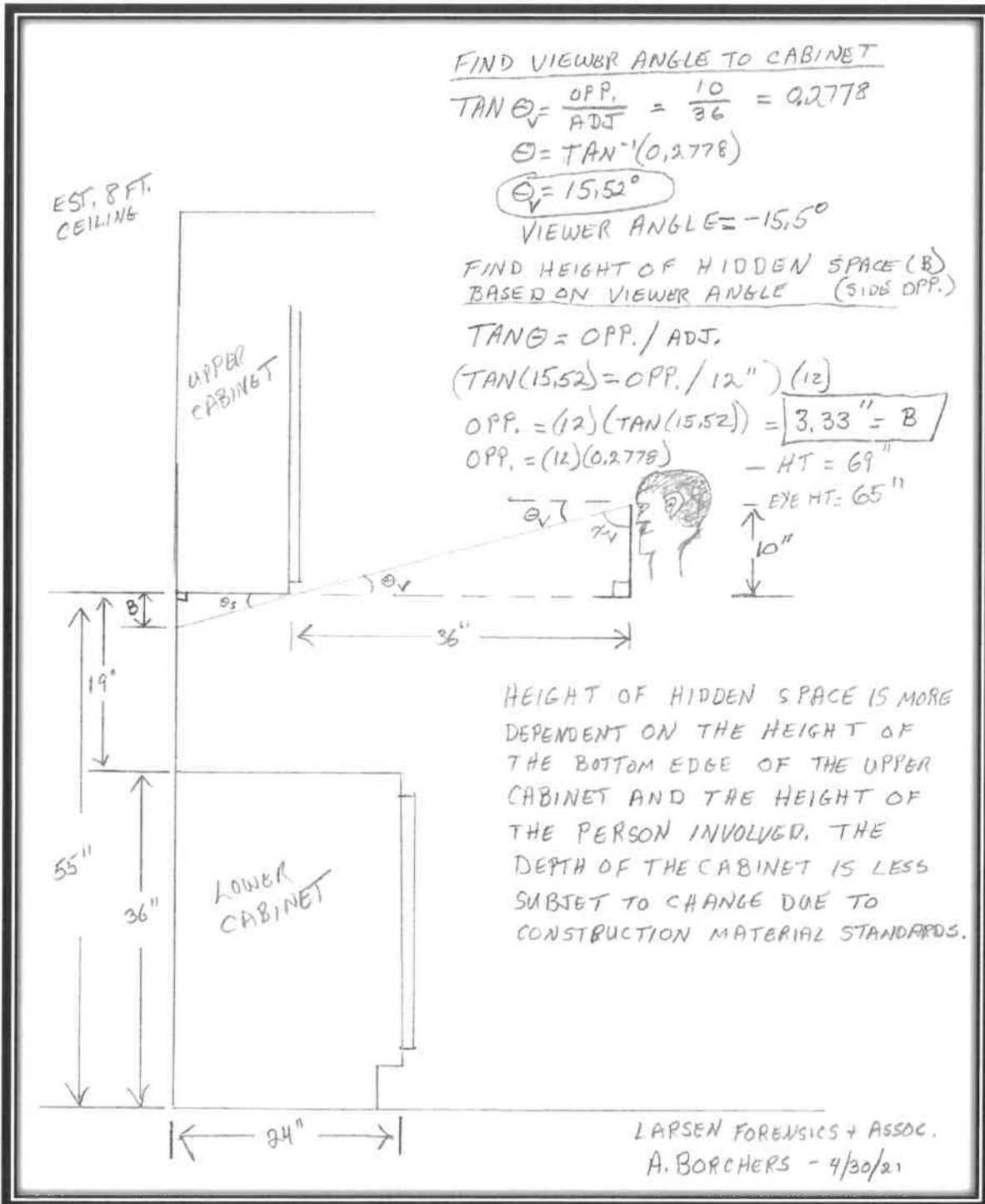


Figure 6 – Estimated view angles related to east wall bullet impact and vertical height of hidden section.

Reuter and the assailant's positions for Shot "A" are rather limited given the instantly incapacitating brain stem injury cited by Dr. Wecht, therefore, this is the final wound inflicted. Shot "A" struck Reuter behind her left ear. The bullet traveled down and right through her skull, exiting under her chin then impacting the floor in front of the refrigerator (See Figure 7).

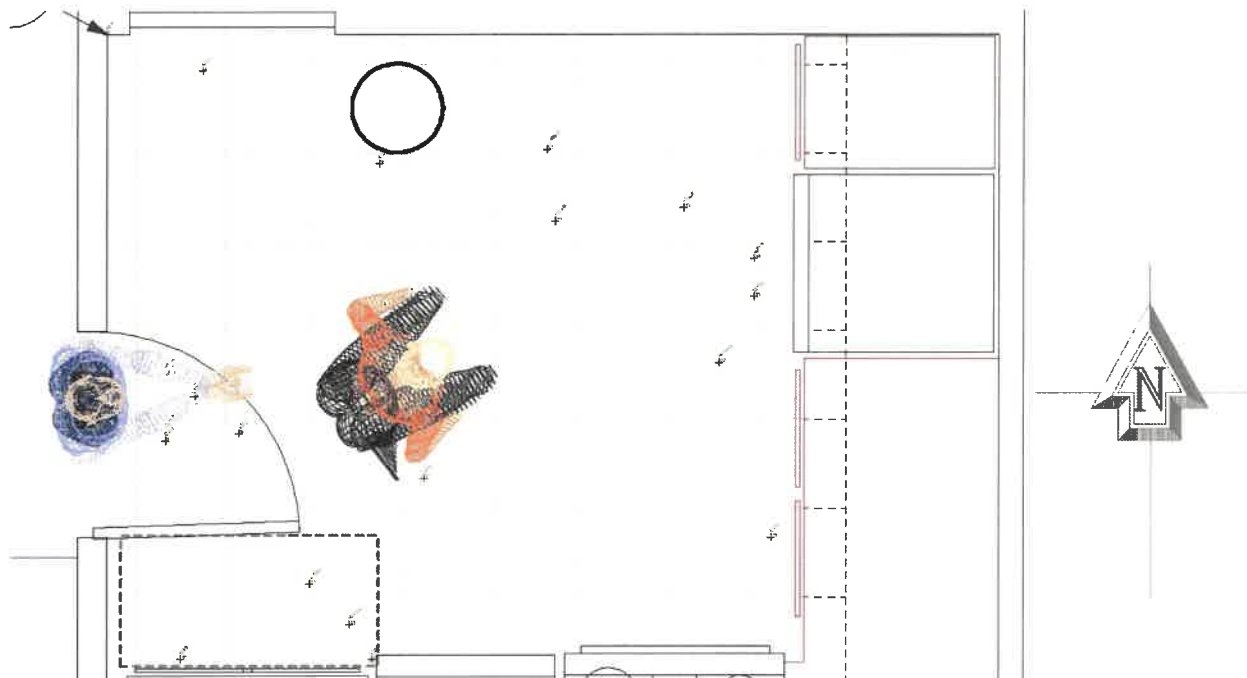


Figure 7 – Estimated positions for shot “A”

The bullet for wound “A” passed through Reuter’s hair potentially left gunshot residue and damaging strands of hair. Detecting the hair damage would be difficult. However, in examining 07-15329 (57).JPG, evidence of stippling and unburned gunpowder grains are visible on the exposed skin (See Figure 8). This would tend to support that the distance between the gun and Reuter’s head is less than three feet. Wound “A” was fired on a significant downward angle. With the identified the bullet impact location on the kitchen floor in front of the refrigerator and by tying that point with the approximate position of Reuter’s head, it becomes clear that Reuter was collapsing to the floor. Her and head were body generally facing northeast at the time she was shot. Once shot, Reuter fell to the floor with the left side of her head on the floor.



Figure 8 – 07-15329 (57).JPG

All shots are fired within relatively close quarters with minimal movement of the shooter from the kitchen doorway. Shot "B" is the closest as indicated by the tearing and stretching of Reuter's shirt and indications of soot around the wound. Shot "A" is the last shot fired. Reuter's movement prior to Shot "A" is also minimal. Reuter's fall forward to her discovery position accounts for most of her overall movement.

Reuter's position on the floor in a large pool blood pool left the front of her clothing soaked, requiring drying before storage and any potential examination. When the clothing was examined by LFA in 2018, no evidence of gunshot residue was identified. According to tendered NIRCL reports no forensic examinations of Reuter's clothing was conducted for gunshot residue.

Marni Yang's recorded overhear statements of entering the kitchen and delivering a final shot to Reuter's head is not possible given the known severity of wound "A," the position of Reuter's head on the floor and the bullet impact site by the refrigerator. Yang's statement of Reuter kicking at her legs, Reuter's legs extending out into the hallway and having to move Reuter's legs out of the way to close the door are also impossible.

Concerning the bullet recovered from the plastic garbage can, there are no photos of the can in the kitchen showing the BHE damage. Only after the can was moved into the dining area was it documented and the bullet inside recovered. This would tend to indicate that this damage was not detected until the can was moved.

The LCMCTF paid minimal attention to the southeast area of the kitchen during this crime scene investigation. With less evidence in this area and nothing obvious above the floor level, the area

seems to have been ignored. The area did not appear in many images unless the area was adjacent to something else of interest. Complete and overlapping images of the entire kitchen should have been taken from more than one height.

These overall photographs should also include the entire ceiling which would demonstrate that the area was examined and nothing of value was detected. In reviewing the scene images, only one image, Roll 2 Image #13, captures a majority view of the ceiling (See Figure 9).



Figure 9 – Roll 2, Image #13
LCMCTF ceiling image

Our February memorandum mentioned several images but did not include them for space considerations. They will follow here for clarity purposes:



Figure 10 – IMG_2256.jpg
Stovetop debris



Figure 11 – IMG_2234.jpg
Southeast kitchen counter debris (enlarged and cropped)




Figure 12 – IMG_2255.jpg
East counter debris (yellow), Ledge debris (red)



Figure 13 – Roll 2 Image #11
East counter with possible impact site visible (cropped & enlarged)

The camera used for the digital images is a Canon A340. This is a point and shoot camera with integral zoom lens and an 8 megapixel sensor. There is no indication in the photo identification frame (IMG_2180.jpg) by Evidence Technician Thomas what time he began taking photos at the scene. However, image IMG_2211.jpg depicts a “Magic Stat” digital thermostat displaying the time of 10:30 AM. The “Date/Time Original” EXIF metadata field for this image reveals that it was taken on “10/4/2006 9:36:02 AM.” Whether the time on the thermostat or the time on the camera was incorrect is unknown. However, the year in the camera was not set correctly.

While researching prior to the shell gas station report, the historical weather conditions for the morning of October 4, 2007 were obtained from www.weatherunderground.com. The information obtained revealed that sunrise occurred at approximately 6:52 AM. According to the police report, the 9-1-1 call was received at about 8:00 AM.

The kitchen window faced south and had a sheer black fabric curtain for covering. The initial photographs taken by the officers (See Figures 14 and 15) show the outside of the property as brightly lit while the interior hallway outside the condominium door is noticeably darker. Therefore, when Reuter opened the kitchen door, the shooter would be confronted by a reasonably lit room (See Figure 16).

This contradicts Yang’s statement that it was too dark to see inside the kitchen. Yang also states that she was wearing sunglasses implying that contributed to her seeing things darkly. In moving from bright to darkened environments, the human eye adapts to lower light vision in approximately 15 to 20 minutes. The reverse, adapting to bright conditions takes only a few seconds. This known physiological effect supports that Yang’s statement is a smokescreen justification for an inability to provide exact details about the shooting event.



Figure 14 – People’s Exhibit #133 / LFA IMG_0352.jpg
Outside of Reuter condominium building (cropped & enlarged)



Figure 15 – IMG_2195.jpg
Hallway outside of Reuter condominium.
(Note the added light due to the electronic flash at left and upper section of kitchen door.)



Figure 16 – IMG_2218.jpg
Kitchen window and lighting conditions

Yang also made a statement that Reuter moved across the room and bumped into one of the counters during the shooting. Based on the wounds around the waist high circumference of Reuter’s body it is likely that some sort of blood evidence would have been left behind had this contact occurred. There is no such evidence documented or visible in the scene photographs.

Throughout this document positions are discussed for Reuter and the shooter. We have assumed both individuals to use normal body motions rather than some contorted gymnastics to perform the actions required by some theorized scenario. Our intent is to keep the natural and simple: the evidence explains the event versus a desired outcome explains the evidence.

While it is possible for actions to occur in different ways, all indications support this attack was a sudden, rapidly evolving incident involving two people. One person is clearly an assailant with expectations and purpose. The other, a victim, taken unawares by an unexpected attack. In this circumstance, both would have had to respond to the instant situation revealed by the opening of the kitchen door.

The assailant would have had to determine if the person in the doorway was Reuter or some other person. It is highly unlikely that an armed assailant randomly chose this building in this doorway on random chance that someone would just decide to leave at 8:00 AM. Reuter was known to friends to regularly leave home at about 7:45 in the morning. There is no evidence that Yang had ever met Reuter let alone was a friend.

This assailant was there with violent purpose as evidenced by the near immediate firearm presentation and use. The assailant expected Reuter to be on the other side of the door. The assailant had to have reasonable assurance that no one other than Reuter would be at home or would be leaving at a relatively predetermined time. It is unknown how the assailant would have come by this prior knowledge. Perhaps sounds of an imminent departure could be heard from inside the residence and the opening of the door was anticipated but the assailant had no certainty as to when the door would open.

Reuter had no expectation that danger awaited. She was planning to go to work and the gym. Instead, when Reuter opened the door, she was confronted by a grave threat. Whether Reuter was immediately aware the person outside the door was armed or not is unknown. However, the gun was soon presented and used. Reuter had to recognize at least one threat, direct her attention toward the threat, decide how to respond to that threat and then act upon her decision. That decision process takes time.⁴ If a person is unprepared, inaction and indecision are the frequent but less than optimal response. Reuter is faced with another decision loop when the assailant starts and continues violent acts. Reuter continues to be stuck in a delayed reaction loop until the final shot is fired.

In summary, the LCMCTF failed to conduct a thorough and proper crime scene investigation of this incident. Little effort was made to document the entire kitchen and dining area. Evidence markers were not placed by some items of evidence. Measurements of every piece of evidence observed and collected were not made. The crime scene processing reports are minimal and lack detail. There is no indication that any of the crime scene evidence was used in attempting to understand the entirety of the event or compare the evidence against Yang's "confession." Had due care and diligence been followed, evidence would not have been missed and a proper analysis of the shooting sequence could have been conducted. It is clear the personnel involved had a basic knowledge of crime scene investigation but did not know how to apply that knowledge in a manner that would reveal facts crucial to support a proper investigation and finding.

These failures led to erroneous speculation while attempting to fill information voids. The proper use of a forensic scene investigation is to gather and analyze all crime related physical evidence to learn more about the offender and how a crime took place. The documentation of the scene investigation must be detailed and exhaustive to wring out the maximum amount of information possible. Once a scene is released, the chances of obtaining additional information of value are significantly reduced. In this incident it is by the merest of chance that minute details were observed and correlated into a reconstruction of the incident.

LFA reserves the right to review, amend and supplement this document if additional information or evidence is presented.

Respectfully submitted,

⁴ This decision loop theory was developed by U.S. Air Force Colonel John Boyd and is known as the OODA Loop. OODA stands for Observe, Orient, Decide, Act.



Arthur H. Borchers
Forensic Associate



John Louis Larsen
President, Larsen Forensics & Associates

I N V E S T I G A T I V E M E M O R A N D U M

To: Jed Stone, Attorney at Law

From: Arthur H. Borchers
John Louis Larsen

Date: May 6, 2021

Subject: **0620 Koelling 17 – People v. Marni Yang:
Need for Homicide Scene & Deerfield PD Film Scan Access - UPDATE**

Mr. Stone:

The contents of this investigative memorandum should not be considered either a preliminary or final report or evidence of a complete investigation on the part of Larsen Forensics & Associates, Inc. (LFA) into the case of People v. Marni Yang. On behalf of LFA, I am writing to express the necessity for access to the kitchen and dining room area of the Reuter crime scene and to digitally scan several frames of the DPD film documenting that scene.

With the examination of wound “B” to Reuter’s upper left chest, the use of a silencer was effectively eliminated. The damage to Reuter’s clothing, gunpowder soot and debris around the wound “B” margins established both that it was a near contact wound and the result of the first shot fired in this terrible incident. Another review of Dr. Montez’s postmortem examination report confirmed that he failed to recognize basic and obvious facts about wound “B.” A review of Montez’s trial testimony that despite Judge Stride’s ruling that he was not to testify about bullet trajectory, he did so and gave information that violates the laws of motion.

Montez’s statement the wound “B” exited in an upward direction, contradicts of his own report. Montez testified that Reuter’s arm was somehow positioned over her head. That would require the bullet to impossibly change direction within the soft tissue of her shoulder. Figure 1 illustrates the approximate arm position at the time of wound “B.” Figure 3 illustrates the impossible direction change purported by Mr. Montez.

Montez also testified that he dissected out the Wound “B” channel to confirm the direction change yet the last image of Reuter during the autopsy, 07-15329 (135).jpg, displays a trajectory rod through Reuter’s head but the visible portion of her left upper arm shows no evidence of dissection of the bullet “B” exit wound and no mention of this dissection is made in his postmortem report. What is evident is that Dr. Montez’s “Y” internal exam incision was made through the bullet “B” wound track.

People’s Exhibit #260, the female body diagram, drawn by Montez during his testimony is markedly similar to the positions and directions shown in Figure 2 (See Figure 1).

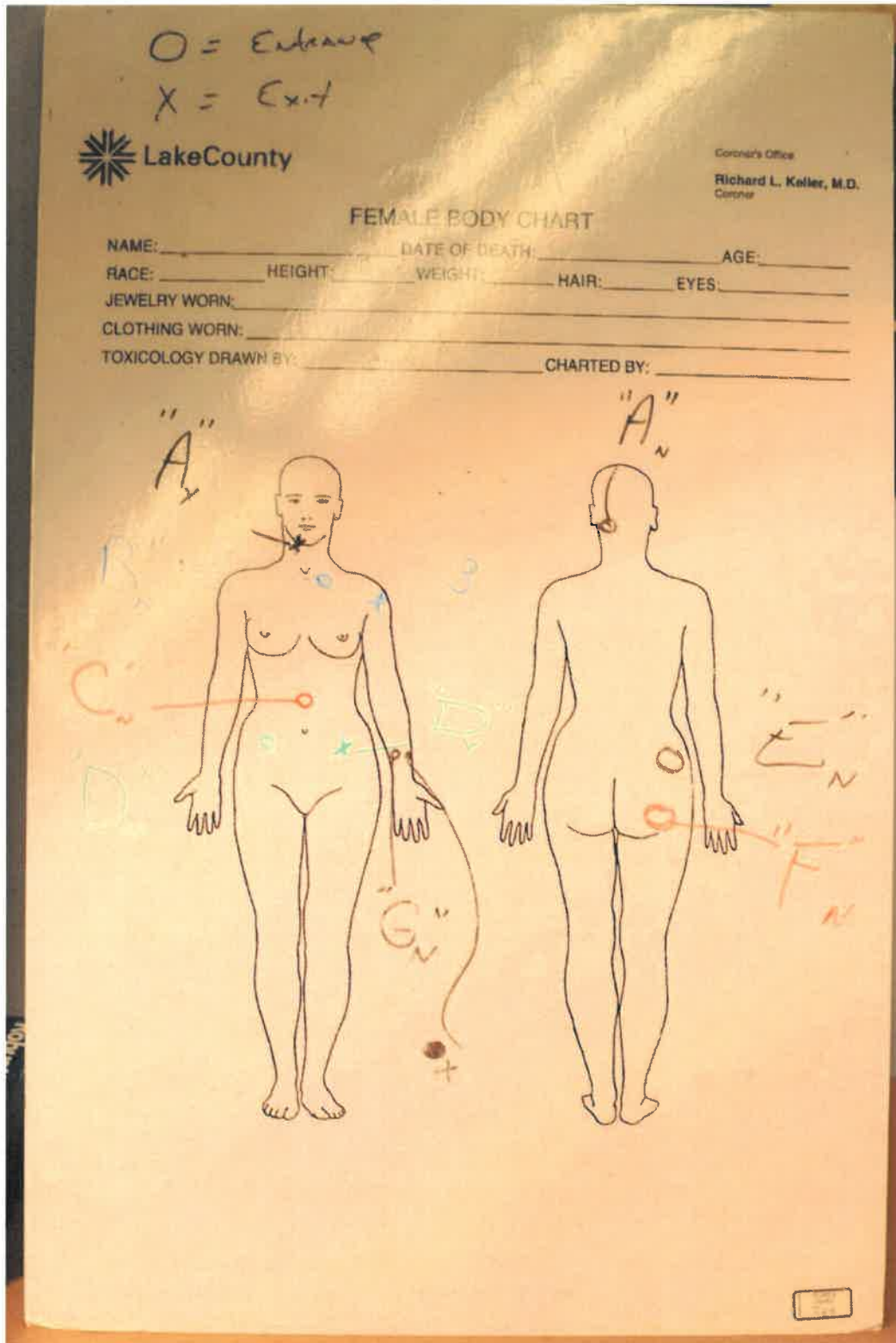


Figure 1 – People's Exhibit #260 drawn by Dr. Montez

Dr. Montez also testified that once he completed Ms. Reuter's autopsy, he then began the examination of Baby Girl Reuter. The film photographs taken by the Lake County Major Crimes Task Force members present at the autopsy have never been turned over but potentially may contain better or different

evidentiary views. There is no indication in the Lake County Coroner documents that any photographs were taken by an employee other than the police.



Figure 2 – Approximate arm position for Wounds “B” and “D”→”G”



Figure 3 – Montez testimony position

LFA's analysis shows that Reuter's left arm was likely splayed out from her body when shot "D" was fired (See Figure 2). Two pieces of tape were applied to the front and back of my forearm representing the same path from both sides of the arm. Figure 2 illustrates the wound path of bullet "G" entering the left forearm and coming to rest under the skin of the outer left forearm and closer to the wrist. Montez's testimony regarding wound "D" across Reuter's abdomen and then entering her left forearm while she had her hand positioned on her abdomen would require the bullet to reverse direction in flight. Figure 4 is consistent with Dr. Montez's sworn trial testimony and graphically illustrates the impossibility of his scenario.

LFA is still requesting access to all remaining photographs, film, digital, instant, and otherwise, related to the investigation of the murder of Rhoni Reuter.



Figure 4 – Impossible bullet path change espoused by Mr. Montez’s testimony.

Returning to wound “B,” the question has now become, ‘Where did this bullet go?’ Evidence bullet #9 was found on the small rug in front of the kitchen sink cabinets, which would place it behind an open kitchen door. Photo IMG_2256.jpg shows the top of the stove littered with white particulate debris. IMG_2234 shows the southeast corner of the kitchen where the stove debris is also present. The DPD/MCTF crime scene video also shows particulate debris on the counter above the dishwasher, on the stove and on the east counter. IMG_2255.jpg shows at least three debris particles on the east counter plus what might be a debris pile on the raised ledge behind the vitamin tray. Barely visible in the shadow of the upper cabinet above this pile are two darker marks. One of the marks is above the debris pile. However, there are reflected flash artifacts from the tops of the items in the tray that may be hindering accurate depiction and visualization. These marks are slightly more visible in scanned DPD photo prints from roll #2 in what was numbered image 11. A review of the documented police investigation of the crime scene fails to resolve the issues we have developed by our recent examinations of the clothing worn by Ms. Reuter, gunshot residue on her clothing and wound site, and bullet trajectory. LFA needs access to the kitchen at the crime scene to make accurate measurements that were not made as part of the initial investigation.

The reason these marks are crucial and require immediate investigation is again related back to wound “B.” At the postmortem, Montez reported Reuter’s height to be 69 inches. The “B” entry was measured at 13-1/2 inches below the top of Reuter’s head. The “B” exit was measured at 15 inches below the top

of Reuter's head. This translates to the entry being approximately 55-1/2 inches above the floor and the exit being approximately 54 inches above the floor. In standard kitchen construction, the floor to counter or appliance top height is approximately 36 inches. The bottom of the upper cabinets is approximately 18 to 20 inches above the counter or 54 to 56 inches above the floor. The actual height of the upper cabinets in the Reuter home is undocumented in any of the police reports but should conform to standard construction practices.

When a 69 inch tall person stands 36 inches from a 12 inch depth upper cabinet (48 inches total distance from the wall) approximately 3 inches of wall below the cabinet is effectively hidden from view. This concealed wall area diminishes as the viewer moves back but it never goes away unless the viewer's height is reduced to less than the upper cabinet height above the floor, i.e., 54 to 56 inches.

Shot "B" struck the east wall at a near perpendicular angle and bounced off coming to rest on the rug (bullet #9) behind the kitchen door that was open during the shooting incident. This is supported by the fact that no evidence of a bullet impact site was found on any of the cabinet faces, refrigerator, small appliances, or the counter area yet there is debris clearly indicating an impact site in that area. The only remaining area for the bullet impact site to be is in what I would call the "shadow space" below the upper cabinets.

LFA is also still requesting access to the former Reuter home to search and document this hidden wall area under the upper cabinets to obtain corroborating data confirming that Marni Yang was not the shooter, in Mr. Stone's effort to advance her claim of actual innocence.

If granted access to examine the east wall and counter area, we would also respectfully request permission to locate, measure and document the bullet trajectory through the north kitchen / dining room wall, floor, and impact area on the east dining room wall for evidence bullet #2. Our intent is to document the entire kitchen and dining room area with digital photographs and with a DotProduct 3D scanning system to obtain complete and accurate room measurements. This scene examination will allow us to accurately position Reuter at each shot as well as narrowly focus the shooter height and position issue.

Respectfully submitted,



Arthur H. Borchers
Forensic Associate



John Louis Larsen
President

Curriculum Vitae

CYRIL HARRISON WECHT, B.S., M.D., J.D.

Residence:

Dr. Cyril H. Wecht
5420 Darlington Road
Pittsburgh, PA 15217
(412) 521-2881 (Tel.)

Office:

Cyril H. Wecht & Pathology Associates, Inc.
900 Fifth Avenue – Suite 505
Pittsburgh, PA 15219
(412) 281-9090 (Tel.) • (412) 261-3650 (Fax)
E-mail: wechtpath@cyrilwecht.com

Birthplace: Pittsburgh, Pennsylvania
March 20, 1931

EDUCATION

1943-1948	Fifth Avenue High School – Highest Honors, Valedictorian
1948-1952	University of Pittsburgh – B.S. – Cum Laude
1952-1954	University of Buffalo School of Medicine
1954-1956	University of Pittsburgh School of Medicine – M.D.
1957-1959	University of Pittsburgh School of Law – Law Review
1961-1962	University of Maryland School of Law – LL.B.
1962	University of Pittsburgh School of Law – J.D.

ACADEMIC SCHOLARSHIPS, HONORS, AND AWARDS

Educational Awards

1948	Daughters of American Revolution History Award
1948	Rensselaer Polytechnic Institute Medal for Science and Mathematics
1948-1952	Allegheny County Achievement Award Honor Scholarship, University of Pittsburgh
1948-1952	Buhl Foundation Scholar, University of Pittsburgh
1951	Senior Worthy, University of Pittsburgh (Outstanding Junior Student)
1951	Outstanding Undergraduate of Year Award, Phi Epsilon Pi International Fraternity
1952	Hall of Fame, University of Pittsburgh
1954-1956	State Senatorial Scholarship, University of Pittsburgh School of Medicine
1957-1959	Owens Fellowship, University of Pittsburgh School of Law

Professional Awards

1975	Who's Who in Israel
1976	Voice of Medicine Award, Pennsylvania Medical Society
1977	Who's Who in Government
1978	Who's Who in America
1978	"Distinguished Service to Law Enforcement Award" Pennsylvania State Division of the International Association of Identification Officer
1979	Honorary Member, Allegheny County Police Department
1990	"Distinguished Service to Law Enforcement Award", County Detectives Association of Pennsylvania

- 1991 Certificate of Appreciation for Meritorious Service,
American College of Legal Medicine
- 1995 Career Achievements Award, Contributions to Forensic Pathology and
Legal Medicine, New York Society of Forensic Sciences
- 1996 The Best Lawyers in America: Directory of Experts
- 1996 Gold Medal Award, Lifetime Achievement in Legal Medicine,
American College of Legal Medicine
- 1999 100 Most Popular Scientists for Young Adults - Forensic Pathology
- 2003 "1st Annual Medical Board Citizen of the Year Award", Recipient and
Guest Lecturer, The Medical Bureau of Pittsburgh, Nov. 18, 2003
- 2010 "Distinguished Forensic Science Award", The Henry C. Lee Institute of
Forensic Science at the University of New Haven, presented at 19th
Annual Arnold Markle Symposium, Sept. 27, 2010
- 2012 Special Award – "Lifetime of Outstanding Achievements in Forensic
Science", National Conference of Metropolitan Judges Annual
Symposium, Pittsburgh, Pennsylvania, October 9, 2012
- 2016 "JFK Lancer Mary Ferrell Pioneer Award", presented at JFK Lancer
November in Dallas Conference 2016, Dallas, Texas,
November 19, 2016
- 2018 "Garrison/Lane Lifetime Achievement Award for JFK Research"
- 2019 Commendation in honor of Courageous, Trail Blazing and Heroic efforts to
Expose the Conspiracy to murder President John F. Kennedy, the
35th President of the United States of America, presented by
Senator John Milkovich, Louisiana State Senate, December 10,
2019

Community Awards

- 1971 Selected as one of the "Outstanding Young Men of America",
National Junior Chamber of Commerce
- 1972 Honorary Life Member, Italian Sons and Daughters of America
- 1976 "Outstanding Alumnus of 1976", University of Pittsburgh,
Gamma Circle of Omicron Delta Kappa
- 1977 Myrtle Wreath Award, Hadassah, Pittsburgh Chapter
- 1978 Dictionary of International Biography
- 1978 "Speaker of the Year Award",
Speech Communications Association of Pennsylvania
- 1979 "Man of the Year Award", American Legion of Allegheny County
- 1979 Meah Club Award, Hebrew Institute of Pittsburgh
- 1979 Distinguished Alumnus Award, Alpha Phi Omega Fraternity, Beta Chapter,
University of Pittsburgh
- 1982 Board of Directors, Jewish Sports Hall of Fame of Western Pennsylvania
- 1983 Humanitarian Award, Jewish War Veterans, Pennsylvania Department
- 1984 Honorary Member, Honorable Order of Kentucky Colonels
- 1984 Community Leaders of America
- 1984 "Man of the Year Award", Israel Bonds ZOA
- 1991 Special Alumni Award, Zeta Beta Tau Fraternity
- 1995 Hall of Fame Award for Outstanding Achievements in Professional,
Communal, and Governmental Activities, B'nai B'rith,
District Three, Philadelphia
- 1996 Ziggy Kahn Award for Outstanding Contributions to Activities of Young
People in Western Pennsylvania, Jewish Sports Hall of Fame of
Western Pennsylvania and Sports for Israel

- 1998 Lifetime Achievement Award, B'nai B'rith, Areas of Western Pennsylvania, Western New York, West Virginia, and Ohio
- 1999 Kings and Queens of Africa Spirit of Life Award, Commonwealth of Pennsylvania, Treasury Department, February 27, 1999.
- 2002 Lifetime Achievement Award, Champions of Excellence, Champion Enterprises, Pittsburgh/Allegheny County Public Services
- 2004 Legion of Living Legends Award, Phi Epsilon Pi Fraternity
- 2004 First Honorary Member, Black and Gold Society, Allegheny Club
- 2004 Distinguished Alumni Award, Pittsburgh Public Schools
- 2004 Annual Award, Pittsburgh Council of Jewish Women, Na'Amat
- 2009 Award for Outstanding Civic & Professional Contributions, Syria Shriners
- 2010 Dedication of Allegheny County Medical Examiner's Building, Pittsburgh, PA as "Cyril H. Wecht Institute of Forensic Science" for exemplary services as Allegheny County Coroner 1970-1980 and 1996-2006, and Chief Medical Examiner 2006, by Official Proclamation of the Allegheny County Council, Allegheny County, Pennsylvania, October 14, 2010
- 2010 Lifetime Achievement Award, Zionist Organization of America, Pittsburgh District
- 2011 Kentucky Colonel, The Honorable Order of Kentucky Colonels, Commonwealth of Kentucky
- 2011 Annual Award – Eight over 80, Jewish Association on Aging
- 2011 Inaugural Award, "Amen Corner Excellence in Leadership Award", Amen Corner
- 2016 Legal Excellence Honoree, presented at 2nd Annual Salute to Legal Excellence Dinner, Pittsburgh, Pennsylvania, October 22, 2016
- 2016 Western Pennsylvania Humanitarian Award honoring those who "Heal the World . . . Make it a Better Place", presented at 2nd annual Achieving Greatness Dinner, Pittsburgh, Pennsylvania, January 7, 2017. The Western Pennsylvania Humanitarian Awards were renamed the "Dr. Cyril H. Wecht Western Pennsylvania Humanitarian Awards" at the presentation event.
- 2018 Annual Award, Autumn Black History Achievement Awardee, Allegheny County, Office of County Council, Pennsylvania, October 29, 2018
- 2019 Annual Award, Dr. Cyril H. Wecht Western PA Humanitarian Awards, February 9, 2019
- 2019 "Lifetime Achievement Award", on behalf of The JFK Historical Group, presented at the 7th Annual JFK Assassination Conference, Dallas, Texas, November 22, 2019
- 2020 Annual Award, Dr. Cyril H. Wecht Western PA Humanitarian Awards, February 29, 2020

University Extracurricular Achievements

- 1948-1952 Concertmaster, University of Pittsburgh Orchestra
- 1948-1952 Varsity Team, University of Pittsburgh Varsity Debate
 - Vice President, 1951-1952
- 1949-1952 Pitt Players
 - Business Manager, 1950-1952
 - Musical Orchestra Conductor, 1950-1952
 - Lead Role, "Our Town", 1952
- 1950-1952 Business Manager, Pitt Players
- 1951-1952 President, Phi Epsilon Pi Fraternity, Zeta Chapter

- 1951-1952 President, Pitt YMCA
 1951-1952 President, Pitt Student Congress

SOCIAL, PROFESSIONAL AND HONORARY SOCIETIES

- 1948 Phi Epsilon Pi
 - National Officer, 1958-1970
 - President, Tri-State Alumni Association, 1962-1963
 - National President, 1967-1969
- 1948 Phi Eta Sigma (Freshman Scholastic Achievement)
 1949 Alpha Phi Omega (Service to University)
 1950 Druids, President (Sophomore and Junior Activities/Scholarship Fraternity)
 1950 Beta Beta Beta Honorary Biology Fraternity, University of Pittsburgh
 1951 Pi Delta Epsilon (Journalism)
 1951 Delta Sigma Rho (Debate)
 1951 Theatron (Dramatics)
 1952 Omicron Delta Kappa (Junior/Senior Activities/Scholarship)
 1953 Phi Delta Epsilon Medical Fraternity
 1956 "Scope and Scalpel" (Medical School Drama Group)
 - President and Founder
 - Orchestra Conductor, Musical Presentation
- 1962-present Phi Delta Epsilon Graduate Club of Pittsburgh
 2002 Phi Alpha Delta Law Fraternity International, Duquesne University
 School of Law, Honorary Member
 2004 International Gold Key Society (Duquesne University Chapter), Honorary
 Member

PROFESSIONAL TRAINING

- 1954-1956 Externship, St. Francis General Hospital and Rehabilitation Institute,
 Pittsburgh, Pennsylvania
 1956-1957 Internship, St. Francis General Hospital and Rehabilitation Institute,
 Pittsburgh, Pennsylvania
 1957-1959 Resident in Pathology, Veterans Administration Hospital,
 Pittsburgh, Pennsylvania
 1959-1961 Associate Pathologist, United States Air Force Hospital,
 Maxwell Air Force Base, Montgomery, Alabama
 1961-1962 Research Fellow in Forensic Pathology, and Associate Pathologist,
 Office of Chief Medical Examiner, Baltimore, Maryland

PROFESSIONAL EXPERIENCE

- 1961-1962 Pathologist, North Charles General Hospital, Baltimore, Maryland
 1962-1964 Acting Chief, Laboratory Service, and Pathologist, Leech Farm Veterans
 Administration Hospital, Pittsburgh, Pennsylvania
 1964-1968 Acting Chief, Laboratory Service, and Pathologist, Charleroi-Monessen
 Hospital, North Charleroi, Pennsylvania
 1966-1980 Pathologist, West Allegheny Hospital
 1966-1988 Director, Pittsburgh Pathology and Toxicology Laboratory,

Pittsburgh, Pennsylvania

1968-1972 Associate Pathologist and Associate Director of Laboratories,
St. Clair Memorial Hospital, Pittsburgh, Pennsylvania

1969-1971 Consultant Pathologist, Woodville State Hospital

1973-1999 Chairman, Department of Pathology, and Chief Pathologist,
St. Francis Central Hospital (formerly Central Medical Center &
Hospital), Pittsburgh, PA, 1973-1996

- Chairman, Tumor and Tissue Committee, 1974-1996
- Member, Board of Directors, 1975-1982
- Member, Medical Staff Executive Committee, 1975-1999
- President, Medical Staff, 1995-1997
- Director of Forensic Pathology, 1997-1999

1973-2003 Consultant Pathologist, Mayview State Hospital

1978-1992 Pathologist and Laboratory Director, Podiatry Hospital of Pittsburgh

1985-1991 Consultant Pathologist and Director, Latrobe Laboratory,
MDS Health Group, Ltd.

1992-1999 Consultant Pathologist, Torrance State Hospital

ARMED FORCES

1959-1961 Captain, United States Air Force (Medical Corps) - Active Duty

1961-1963 Captain, Inactive Reserve, United States Air Force (Medical Corps)

TEACHING APPOINTMENTS

1957-1959 Teaching Fellow, Department of Pathology,
University of Pittsburgh School of Medicine

1962-1963 Lecturer, Law-Science Academy of America

1962-1964 Lecturer in Legal Medicine, University of Pittsburgh School of Medicine

1962-1964 Clinical Instructor in Pathology (Forensic Pathology),
University of Pittsburgh School of Medicine

1963-1997 Adjunct Associate Professor of Epidemiology,
University of Pittsburgh Graduate School of Public Health

1964-1966 Clinical Instructor in Medicine (Legal Medicine),
University of Pittsburgh School of Medicine

1964-1969 Director, Institute of Forensic Sciences, Duquesne University School of Law

1964-1971 Clinical Assistant Professor of Pathology,
University of Pittsburgh School of Medicine

1964-1984 Research Professor of Law, Duquesne University School of Law

1971-1996 Clinical Associate Professor of Pathology,
University of Pittsburgh Schools of Medicine and Dental Medicine

1974-present Adjunct Professor of Pathology and Legal Medicine,
Duquesne University School of Pharmacy

1984-present Adjunct Professor of Law, Duquesne University School of Law

1988-1998 Lecturer, Pennsylvania State Police Academy, Greensburg Barracks

1991-present Adjunct Professor, Duquesne University
John G. Rangos, Sr. Graduate School of Health Sciences

1991-2000 Member, Advisory Committee,
Duquesne University Graduate School of Health Sciences

1996-present Clinical Professor of Pathology, University of Pittsburgh School of Medicine

- 1996-2006 Clinical Professor of Pathology,
University of Pittsburgh School of Dental Medicine
- 1997-present Adjunct Professor of Epidemiology,
University of Pittsburgh Graduate School of Public Health
- 2003-present Distinguished Professor of Anatomy, Carlow University
- 2005-present Adjunct Professor and Consultant in Forensic Science,
Albany State University, Georgia
- 2006-2011 Adjunct Professor of Law, Aristotle University College of Law, San Diego
- 2007-present Adjunct Professor of Forensic Science, Medicine, and Pathology,
Lagos State University College of Medicine, Ikeja, Lagos State,
Nigeria
- 2011-present Adjunct Professor of Forensic Science, Medicine, and Pathology,
Nnamdi Azikiwe University (UNIZIK), Awka, Anambra State,
Nigeria
- 2013-present Adjunct Professor of Forensic Pathology and Legal Medicine, American
University of Sovereign Nations School of Medicine (AUSN),
Scottsdale, Arizona
- 2018-present Adjunct Clinical Professor, Department of Surgery/Pathology, Lake Erie
College of Osteopathic Medicine, Erie, Pennsylvania

VISITING PROFESSORSHIPS AND SPECIAL GUEST LECTURES

- 1963-present Special Guest Lecturer, Numerous Professional Organizations, Academic
Institutes and Programs, and Governmental Agencies -
United States and Foreign Countries (More than 500)
- 1964 University of Texas School of Law, Law and Medicine Course
- 1973 Harvard University School of Law
- 1979 Southern Illinois University Medical and Law School
(One of three keynote speakers, along with Supreme Court Justice
Harry Blackmun and President of the Illinois State Bar Association)
- 1985 Ministry of Health, Singapore (Special Invitee, Keynote Speaker)
- 1988 Royal Society of Medicine Inaugural Meeting, Section on Clinical Forensic
Medicine, London (Special Invitee, Keynote Speaker)
- 1988 Bicentennial Celebration, Australian Medical Association, Cairns
(Special Invitee, Plenary Session Speaker)
- 1988 International Congress on Forensic Sciences, Forensic Medicine Association
of China, Beijing (Designated Member, International Organizing
Committee, and Vice Chairman-Speaker)
- 1992 Yale University School of Medicine, Grand Rounds
- 1996 Symposium Director and Special Guest Lecturer, Quinnipiac College,
Dedication of New Law School, New Haven, Connecticut
- 2001 Annual Special Guest Lecturer,
Mount Sinai Hospital, New York, New York
- 2001 Keynote Speaker, "Sulzer Hip Recall", Sulzer Hip Implant Litigation
Conference, Philadelphia, Pennsylvania
- 2002 The Chao Tzee Cheng Visiting Professor and Guest Lecturer in Pathology
& Forensic Science, National University of Singapore
- 2002 Lee Kuan Yew Distinguished Scholar,
National University of Singapore
- 2002 Distinguished Lecturer, Annual Meeting, Philippine Society of Pathologists,
Manila, Philippines

- 2002 Special Guest Lecturer, "Forensic Issues in the JonBenet Ramsey and other Famous Cases", Criminology Club of Western Connecticut State University
- 2002 Special Guest Lecturer, Annual User Group Meeting, Panorama Business Views, Toronto, Canada
- 2002 Guest Lecturer, "Some of My Most Interesting Cases" and "Ethical & Medical-Legal Issues in Medicine", Summer Speakers Program, Congregation Shirat HaYam, Nantucket, Massachusetts
- 2002 & 2004 H. Horton Rountree Distinguished Lecturer in Health Law, East Carolina University, Brady School of Medicine, Greenville, North Carolina
- 2002 Featured Speaker, 10th Annual American Association of Forensic Examiners Meeting, Coronado Springs Resort, Walt Disney World, Florida
- 2002 Conference Co-Chairman, Law, Family and Violence: A Multidisciplinary Symposium, Annual Forensic Science and Law Conference, Duquesne University, Pittsburgh, Pennsylvania
- 2002 Lecturer, Allegheny County Bar Foundation, Juvenile Court Project and Community Legal Services
- 2002 & 2003 Guest Speaker, Aventura Chamber of Commerce, Florida
- 2002 & 2003 Guest Lecturer, Aventura Turnberry Jewish Center, Florida
- 2003 Drs. John M. Jr., and Josephine J. Templeton Guest Lecturer, "Analysis and Consideration of Trends in Violent Deaths: A National and Local Review", Annual Meeting of American Trauma Society, Pennsylvania Division, Hershey, Pennsylvania
- 2003 Guest Lecturer, Hirsh Medical/Legal Lecture Series, Georgetown University, Grand Rounds, March 2003
- 2003 Lecturer, Habeas Corpus Resource Center, Spring Conference, San Francisco
- 2003 Lecturer, Northern Chapter of American College of Surgeons, San Francisco
- 2003 Guest Lecturer, "Some of My Most Interesting Cases", Palm Beach County Trial Lawyers Association Dinner Meeting, Florida
- 2003 Course Director and Lecturer, "CMI Review Course", American College of Forensic Examiners International, New York
- 2003 Course Director and Lecturer, "Certified Medical Investigator Certification Program", American College of Forensic Examiners International, National Conference, Arizona
- 2003 Guest Lecturer, "How Forensic Pathology is Used to Prove Your Case: Working with the Medical Examiner", Trial Advocacy Seminar, Palm Beach County Trial Lawyers Association, Florida
- 2003 Guest Lecturer, "The Role of Forensic Pathologists in DNA Use: From Autopsy to Courtroom", and "The Role of Forensic Sciences in the Investigation of Random Acts of Violence and Mass Murders", Nebraska Institute of Forensic Sciences, Forensic Science, DNA, & the Law: Reining in the Revolution, National Conference, Lincoln, Nebraska
- 2003 Guest Lecturer, "JFK Assassination", CIA Medical Division, Washington, D.C.
- 2004 Guest Lecturer, "JFK Assassination", Alabama Osteopathic Medical Society Annual Meeting, Destin, Florida
- 2005 Guest Lecturer, "Controversial Deaths of the Rich and Famous", 11th Annual Investigation for Identification Educational Conference, Pensacola, Florida

- 2005 Keynote Speaker, "Expert Witness Workshop", Mid-Atlantic Association of Forensic Scientists Annual Meeting, Pittsburgh, Pennsylvania
- 2005 & 2006 Guest Lecturer, "Medico Legal and Scientific Investigation – Forensic Case Studies", 10th and 11th Annual Smoky Mountain Criminal Justice Conferences, Gatlinburg, Tennessee
- 2006 Guest Lecturer, "Role of Forensic Scientist in the Evolution of Criminal Justice Reform in the United States", 13th Annual Alzheimer's Association Meeting, New Mexico Chapter, Roswell, New Mexico
- 2006 Guest Lecturer, "The Role of the Medical Examiner/Coroner after a Disaster", 54th House of Delegates & Annual Scientific Meeting, American Association of Physician Specialists, Inc., Vancouver, British Columbia
- 2006 Keynote Speaker, "Great Forensic Cases and their Investigations", Nebraska Institute of Forensic Sciences, Crime Scene Reconstruction Conference, Lincoln, Nebraska
- 2007 Featured Speaker with Dr. Henry Lee, "The Role of the Forensic Scientist in Controversial, Politically Charged Death Investigations Internationally", American Academy of Forensic Sciences 59th Annual Meeting, San Antonio, Texas
- 2007 Keynote Speaker, "Great Forensic Cases and Their Investigations", Forensic Science Symposium, Albany State University, Albany, Georgia
- 2007 Guest Lecturer and Visiting Professor, "Law Enforcement Training", University of Alaska Anchorage, Alaska Medical Examiner's Office
- 2007 Guest Lecturer, "Managing Mass Fatalities", 6th UCLA Conference on Public Health and Disasters, Torrance, California
- 2007 Moderator, "Issues & Challenges in the Identification & Management of Mass Disaster Victims", "Coordinating Federal, State and Local Mass Disaster Response Policy & the Legal, Constitutional and Jurisdictional Issues Involved", and "The Role of Forensic Pathologists & D MORT in Mass Disasters", Nebraska Institute of Forensic Sciences, 4th Annual Forensic Sciences Symposium: Forensic Investigation & Management of Mass Disasters/Medico-Legal Investigation of Child Abuse Cases, Lincoln, Nebraska
- 2008 Professional Guest Lecturer, "Malpractice/Legal Disasters", Department of Emergency Medicine Grand Rounds, Johns Hopkins Medical Institute, Baltimore, Maryland, May 23, 2008
- 2009 Featured Lecturer Presentation, Wecht, C.H., Lee, H.C., and Baden, M.M. "New Investigative Techniques and Scientific Advancements for Forensic Scientists in the Future", American Academy of Forensic Sciences, 61st Annual Scientific Meeting, Colorado Springs, Colorado, February 16-21, 2009
- 2009 Featured Lecturer, "Medical Legal and Forensic Scientific Objectivity in Celebrity and Nationally Prominent Cases: Can Truth Withstand the News Media Onslaught?", American College of Legal Medicine, 49th Annual Meeting, Las Vegas, Nevada, February 27-March 1, 2009
- 2009 Featured Lecturer, "The Silent Witness: Using Forensic Evidence to Win Your Case", Criminal Defense Summit, Las Vegas, Nevada, March 17, 2009
- 2009 Featured Lecturer, "Disaster Medicine: The Role of the Forensic Pathologist", American Board of Disaster Medicine, American Board of Physician Specialties, International Conference,

- Tampa, Florida, March 26-27, 2009
- 2009 Featured Lecturer, "Coroners and Medical Examiners: Scope of Authority and Responsibility", American Board of Disaster Medicine, American Association of Physician Specialists, Inc., Annual Scientific and House of Delegates Meeting, San Diego, California, June 22-27, 2009
- 2009 Featured Lecturer, "A Forensic Perspective Involved in Investigations Dealing with Various Famous Cases Including the Caylee Anthony Case", Florida Association of Private Investigators, Inc., Annual Litigation and Investigators Conference, Tampa, Florida, August 21, 2009
- 2009 Keynote Speaker, "Great Forensic Cases & Their Investigations", Nebraska Institute of Forensic Sciences and American Board of Legal Medicine, Crime Scene Reconstruction Conference, Kearney, Nebraska, September 18, 2009
- 2009 Keynote Speaker, "Strengthening Forensic Science in the U.S. - Report of The National Academy of Sciences", Beaver County Bench-Bar Conference, Beaver County, Pennsylvania, October 2, 2009
- 2009 Featured Lecturer, "Challenges and Opportunities for Forensic Scientists in Future Years", American College of Forensic Examiners Institute, 2009 National Conference, Las Vegas, Nevada, October 14, 2009
- 2009 Featured Lecturer, "The Political Assassinations of President Kennedy and Dr. King – What Were They All About?", COPA, 15th Anniversary Regional Meeting, Dallas, Texas, November 20-22, 2009
- 2010 Featured Lecturer Presentation, "...Horse to Water - How to Educate Legal and Forensic Communities Concerning the Processes and Importance of Expert and Scientific Evidence in the Law", American Academy of Forensic Sciences, 62nd Annual Meeting, Seattle, Washington, February 22-27, 2010
- 2010 Featured Lecturer, "A Fifty-Year History of the American College of Legal Medicine - Highlights and Accomplishments", American College of Legal Medicine, 50th Annual Meeting, Orlando, Florida, March 4-7, 2010
- 2010 Featured Lecturer, "The Silent Witness: Using Forensic Evidence to Win Your Case and Handling the Scientific Controversies", Criminal Defense Summit, Las Vegas, Nevada, April 8, 2010
- 2010 Featured Lecturer, "The Silent Witness: Using Forensic Evidence to Determine the Manner and Cause of Death", New Jersey Association for Justice Educational Foundation, Annual Convention and Boardwalk Seminar, Atlantic City, New Jersey, April 22, 2010
- 2010 Special Guest Lecturer, "Recognizing a Potential Crime Scene Following a Disaster", National Aeronautics and Space Administration, and American Board of Disaster Medicine, 2010 NASA Occupational Health Meeting, San Antonio, Texas, June 7, 2010
- 2010 Keynote Speaker, "The Need for Competent Medical-Legal Investigation in Death Cases Involving Potential Civil or Criminal Litigation", Mississippi State Coroner-Medical Examiner Association, Annual Summer Conference, Biloxi, Mississippi, June 22-25, 2010
- 2010 Keynote Speaker, "Some of My Most Interesting Cases - From JFK and RFK to OJ and JonBenet", Cremation Association of North America, 92nd Annual Convention, Waikiki, Honolulu, Hawaii, August 5, 2010

- 2010 Keynote Presentation, Wecht, C.H., and Lee, H.C. "Some of Their Most Notable Cases", American College of Forensic Examiners Institute, National Conference, Orlando, Florida, September 23, 2010
- 2010 Featured Speaker, "Role of Forensic Scientists in Civil and Criminal Cases", American College of Forensic Examiners Institute, National Conference, Orlando, Florida, September 23, 2010
- 2010 Keynote Address, "Lessons from the Coroner: Medicolegal Problems Associated with Vascular Access Procedures - Vascular Access Accidents - Lessons to be Learned from Coroners and Medical Examiners", Association for Vascular Access, 24th Annual Scientific Meeting Washington, DC, September 26, 2010
- 2010 Featured Speaker, "Investigation and Analysis of Police Related Deaths.", The Henry C. Lee Institute of Forensic Science at the University of New Haven, 19th Annual Markle Symposium, West Haven, Connecticut, September 27, 2010
- 2010 Keynote Speaker, "Determining Cause and Mechanism of Death in Insurance Cases", National Association of Subrogation Professionals, 12th Annual Educational Conference, Dallas, Texas, November 7-10, 2010
- 2010 Keynote Speaker, "The Role of the Forensic Scientist in Maintaining Integrity in the Criminal Justice System - Forensic Scientists and Prosecutorial Bias (Impact of the 2009 National Academy of Sciences Report)", South Texas Law Review's 17th National Ethics Symposium, South Texas School of Law, Houston, Texas, November 12, 2010
- 2010 Featured Lecturer, "Forensic Science and the Assassination of President Kennedy", Coalition on Political Assassinations, Annual Regional Meeting of COPA, Dallas, Texas, November 20, 2010
- 2011 Featured Lecturer Presentation, Wecht, C.H., Welner, M., and Lee H.C. "Relevant, Reliable, and Valid Forensic Science - Application and Utilization in Pre-Trial Case Analysis and Trial Testimony", American Academy of Forensic Sciences, 63rd Annual Scientific Meeting, Chicago, Illinois, February 22, 2011
- 2011 Featured Lecturer, "Civil and Criminal Defense Trial Attorneys: Relevant Issues and Relationships with Forensic Pathologists", American Academy of Forensic Sciences, 63rd Annual Scientific Meeting, Chicago, Illinois, February 24, 2011
- 2011 Featured Speaker, "The Need for Medical-Legal Education in Medical Schools and Post-Graduate Residency Programs", American College of Legal Medicine, 51st Annual Meeting: Medicine and Law for Healthcare Professionals, Las Vegas, Nevada, February 26, 2011
- 2011 Multimedia Stage Presentation, Wecht, C.H., Lee, H.C., and Geragos, M. "The Three Sleuths: The Real CSI: Where Truth is Often Stranger than Fiction and the Dead Do Tell Tales", at *Paris*, Las Vegas, Nevada, March 11-13, 2011
- 2011 Featured Lecturer, "Determining Cause and Manner of Death: An Approach to Dealing with the Forensic Pathologist", California Public Defenders Association, 11th Annual Public Defender Las Vegas Retreat, Las Vegas, Nevada, April 2, 2011
- 2011 Closing Keynote Speaker, "Some of My Most Interesting Cases",

- Department of Veterans Affairs – Employee Education System,
2011 VISN 4 Quality and Patient Safety Conference, Seven
Springs, Pennsylvania, September 29, 2011
- 2011 Panelist, Wecht, C.H., Burris, S.C., Cohen, M.B., LaBahn, D., and
Stephens, T. “Legalizing Marijuana”, Pennsylvania Bar Institute,
Public Policy Seminar, September 2011
- 2011 Featured Speaker, “Forensic Scientific Investigation: Medical and Legal
Considerations”, *The Cyril H. Wecht Lecture Series*, Northern
Ohio Trauma System (NOTS), Trauma Symposium, Cleveland,
Ohio, October 1, 2011
- 2011 Featured Speaker, “Police-Related Deaths – Investigation, Analysis, and
Prevention”, American College of Forensic Examiners Institute,
2011 Executive Summit, Branson, Missouri, October 14, 2011
- 2011 Featured Speaker, “Forensic Medicine and Pathology: Past, Current, and
Future Issues”, Union of American Physicians and Dentists,
2011 Membership Meeting, Los Angeles, California,
October 22, 2011
- 2011 Closing Keynote Speaker, “Insights from JFK to RFK to OJ”, National
Funeral Directors Association, 2011 Chicago Convention,
Chicago, Illinois, October 26, 2011
- 2012 Featured Speaker, “Opioid Deaths: Forensic Pathology and
Investigations”, Board Review Course: Medical, Ethical & Legal
Aspects of Pain Management, American College of Legal
Medicine, 52nd Annual Meeting: Law and Medicine Update,
New Orleans, Louisiana, February 23, 2012
- 2012 Moderator, *Cyril Wecht Luncheon*: “An Update on Pharma and Medical
Device Litigation”, American College of Legal Medicine,
ACLM 52nd Annual Meeting: Law and Medicine Update, New
Orleans, Louisiana, February 24, 2012
- 2012 Multimedia Stage Presentation, Wecht, C.H., Lee, H.C., and Geragos, M.
“The Three Sleuths: The Real CSI, at *Bally’s*, Las Vegas,
Nevada, March 16-18, 2012
- 2012 Featured Speaker, “The Role of the Forensic Pathologist in the Criminal
Justice System”, National Association of Criminal Defense
Lawyers, 5th Annual Forensic Science Seminar: Making Sense of
Science V, Las Vegas, Nevada, March 23, 2012
- 2012 Program Chairman and Lecturer, “Effective & Credible Expert Witness
Testimony”, American College of Forensic Examiners
International and American Board of Legal Medicine, Eastern
Caribbean Cruise Seminar, March 25-April 1, 2012
- 2012 Featured Speaker, “Historical High Profile Cases” and “Current High
Profile Cases”, Columbia College, Columbia, Missouri,
April 20-21, 2012
- 2012 Lecturer, “History, Development, and Utilization of Forensic Scientific
Investigation” and “Coroner and Medical Examiner Systems –
How Did They Get Started, and What Are the Differences”,
University of Pittsburgh, Osher Lifelong Learning Institute,
Pittsburgh, Pennsylvania, May 10, 2012
- 2012 Lecturer, “JFK, RFK, and MLK Assassinations”, University of
Pittsburgh, Osher Lifelong Learning Institute, Pittsburgh,
Pennsylvania, May 17, 2012
- 2012 Lecturer, “Controversial Celebrity Deaths”, University of Pittsburgh,

- Osher Lifelong Learning Institute, Pittsburgh, Pennsylvania, May 24, 2012
- 2012 Lecturer, "Other Famous Cases", University of Pittsburgh, Osher Lifelong Learning Institute, Pittsburgh, Pennsylvania, May 31, 2012
- 2012 Lecturer, "Police-Related Deaths" and "Prosecutorial Bias and Police Misconduct", University of Pittsburgh, Osher Lifelong Learning Institute, Pittsburgh, Pennsylvania, June 7, 2012
- 2012 Featured Speaker, "Preparing and Winning of Medical Negligence Cases", American Board of Professional Liability Attorneys, 2012 Annual Conference, San Diego, California, June 8, 2012
- 2013 Featured Speaker, "150 Years – Does Time Bring Agreement: The HL Hunley, the RMS Titanic, and the Assassination of John F. Kennedy." "The Assassination of President Kennedy – A 50 Year Retrospective Analysis", American Academy of Forensic Sciences, 65th Anniversary Scientific Meeting, Washington, D.C., February 19, 2013
- 2013 Lecturer, "Effective and Credible Witness Testimony", American Board of Legal Medicine, Board Review Course, Las Vegas, Nevada, February 21, 2013
- 2013 Featured Speaker, "Some of My Most Impressionable Cases", American College of Legal Medicine, 53rd Annual Meeting, Las Vegas, Nevada, February 23, 2013
- 2013 Guest Lecturer, "The Role of the Forensic Pathologist in Controversial Cases", Alumni Lecture Series (Spring 2013), Youngstown State University, Youngstown, Ohio, April 30, 2013
- 2013 Guest Speaker, Penn State Greater Allegheny's CPA Series, Pittsburgh, Pennsylvania, May 22, 2013
- 2013 Guest Speaker, Western Pennsylvania Summer STEMM Academy, Fox Chapel Area High School, Pittsburgh, Pennsylvania, Summer 2013
- 2013 Featured Speaker, "The Role of the Pathologist in Medical Malpractice Cases", American Medical Technologists Annual Conference, Pittsburgh, Pennsylvania, July 8, 2013
- 2013 Featured Speaker, "Official Governmental Medical-Legal Investigation", Annual Conference of PA Prothonotaries and Clerks of Courts, Pittsburgh, Pennsylvania, July 11, 2013
- 2013 Guest Lecturer, "Famous American Murders: My Most Interesting Cases", DeSales University Fall Forensic Forum, Center Valley, Pennsylvania, September 17, 2013
- 2013 Guest Speaker, "Some of My Most Interesting Cases", The URI Forensic Seminar, University of Rhode Island, Kingston, Rhode Island, September 20, 2013
- 2013 Featured Speaker, "The JFK Assassination: A Forensic Scientific Fiasco", Northeastern Association of Forensic Scientists, 39th Annual Meeting, Cromwell, Connecticut, September 26, 2013
- 2013 Keynote Speaker, "The 50th Anniversary of the JFK Assassination – A Time for Justice", Cyril H. Wecht Institute of Forensic Science and Law, Duquesne University, Pittsburgh, Pennsylvania, October 17-19, 2013
- 2013 Guest Lecturer, "JFK Speaker Series: Cyril Wecht discusses the JFK Assassination", Oakland Community College, Oakland,

- Michigan, October 25, 2013
- 2014 Lecturer, "Role of Medical Examiners and Coroners in Civil and Criminal Cases", Pathology Medical School Residents/Students Interest Group, University of Pittsburgh Medical Center (UPMC), Pittsburgh, Pennsylvania, February 18, 2014
- 2014 Featured Lecturer, "The Kennedy Assassination...", American College of Legal Medicine, 54th Annual Meeting, Dallas, Texas, March 1, 2014
- 2014 Guest Lecturer, "Some of My Most Interesting Cases", Grand Rounds, UPMC Passavant, Pittsburgh, Pennsylvania, April 9, 2014
- 2014 Keynote Speaker, "The Role of the Forensic Pathologist in Civil and Criminal Cases", Research Days 2014: Forensics in Medicine, UPMC Hamot, Erie, Pennsylvania, April 24, 2014
- 2014 Organizer and Active Participant, Mock Trial, American College of Forensic Examiners Institute, 2014 Executive Summit, ES-22, Tucson, Arizona, May 7-9, 2014
- 2014 Lecturer, "Credible Expert Testimony", American College of Forensic Examiners Institute, 2014 Executive Summit, ES-22, Tucson, Arizona, May 8, 2014
- 2014 Guest Lecturer, "Forensic Pathology and Legal Medicine", The Frank H. Netter MD School of Medicine at Quinnipiac University, North Haven, Connecticut, September 2014 (2014-2015 Academic Year)
- 2014 Keynote Speaker, "Interesting Legal Cases Involving Neurological Issues", Pennsylvania Neurological Society, IXth Annual Meeting, Pittsburgh, Pennsylvania, September 13, 2014
- 2014 Lecturer, "The Role of the Medical Examiner/Coroner in High Profile Deaths", New York State Association of County Coroners and Medical Examiners, Fall 2014 Conference, Ellicottville, New York, September 20, 2014
- 2014 Lecturer, "Role and Relationships of Forensic Science in Civil and Criminal Matters", University of Pittsburgh, Osher Lifelong Learning Institute, Pittsburgh, Pennsylvania, Sept.-October 2014
- 2014 Lecturer, New York State Division of International Association for Identification, October 2014
- 2014 Featured Speaker, "Forensic Medicine", Monroeville Area Chamber of Commerce, 62nd Annual Meeting, Pittsburgh, Pennsylvania, December 4, 2014
- 2015 Featured Speaker, "The Basics of Forensic Pathology", Pennsylvania Conference of State Trial Judges, Mid Annual Meeting, Pittsburgh, Pennsylvania, February 27, 2015
- 2015 Honored Speaker, "Forensic Pathology and Criminal Justice", Westmoreland County Community College, 2015 Criminal Justice Scholarship Dinner Youngwood, PA, March 19, 2015
- 2015 Guest Speaker, "Forensic Pathology: Some of My Most Interesting Cases", American Academy of Psychiatry and the Law, 32nd Annual Meeting, Midwest Chapter, Pittsburgh, Pennsylvania, March 20, 2015
- 2015 Guest Lecturer, "Medical Ethics and Legal Medicine", *Continuing Education - The University At Sea*, American College of Legal Medicine/American Board of Legal Medicine, Alaska Cruise on board MS OOSTERDAM, June 7-14, 2015

- 2015 Guest Speaker, Fox Chapel Area High School, 2016 Western Pennsylvania Summer STEMM Academy Pittsburgh, Pennsylvania, Summer, July 1, 2015
- 2015 Keynote Speaker, "Medicolegal Aspects of Right to Die: Societal and Ethical Concerns", World Association for Medical Law (WAML), 21st Annual Congress, Coimbra, Portugal, August 3, 2015
- 2015 Featured Speaker, "Crossroads of Forensic Science and Radiology", Pittsburgh Area Radiology Managers, Autumn Symposium, Champion, Pennsylvania, October 2, 2015
- 2015 Featured Speaker, "The Role of the Forensic Pathologist in Police-Related Death Investigations", The Henry C. Lee Institute of Forensic Science at the University of New Haven, 24th Annual Arnold Markle Symposium, New Haven, CT, October 3, 2015
- 2016 Featured Speaker, "Prosecutorial Bias and Excessive Police Force", 56th Annual American College of Legal Medicine Meeting, Austin, Texas, February 27, 2016
- 2016 Featured Speaker, "The Role of the Forensic Pathologist in the Resolution of Cold Cases: Analysis of Evidence and Trial Testimony", American Investigative Society of Cold Cases (AISOCC), 3rd Annual Educational Conference, St. Louis, Missouri, June 28, 2016
- 2016 Featured Speaker, "Medicolegal Considerations – Sports-Related Head Injuries", Pennsylvania Neurosurgical Society, 103rd Annual Scientific Meeting, Hershey, Pennsylvania, July 22, 2016
- 2016 Featured Speaker, "Chronic Traumatic Encephalopathy – Relationship to Concussions", and "Sports-Related Brain Injuries – Medical and Legal Considerations", Steadman Philippon Research Institute, 15th Annual Literacy Project Luncheon, Vail, Colorado, July 25, 2016
- 2016 Keynote Speaker, "Hollywood and Medical Law and Ethics", World Association for Medical Law (WAML), 22nd Annual Congress, Los Angeles, California, August, 2016
- 2016 Keynote Speaker, "Changing History Through the Microscope: A Glimpse into Famous Cases", Next Level Purchasing Association (NLPA), 2016 NLPA Conference: Make Your Mark on Procurement History Day, Heinz History Center, Pittsburgh, Pennsylvania, October 25, 2016
- 2016 Keynote Speaker, "Mass Fatality Responses", Nebraska Department of Health & Human Services, University of Nebraska Public Policy Center, Nebraska Law Enforcement Training Center, The Center for Preparedness Education, Nebraska Mass Fatality Seminar: Exploring the Role of Public Health and Public Safety, Grand Island, Nebraska, November 2, 2016
- 2016 Guest Speaker, "Forensic Pathology in Civil and Criminal Cases", Dedication Ceremony, Forensic Investigative Sciences Museum, Sino-American Law and Forensic Education Conference, Rugao, China, November 5, 2016
- 2016 Guest Speaker, "Historical Review and Update of JFK Assassination", JFK Conferences, LLC, The 4th Annual JFK Assassination Conference, Dallas, Texas, November 19, 2016
- 2016 Special Guest Speaker, "Historical Review and Update of JFK

- Assassination”, JFK Lancer, November in Dallas Conference
2016: Teaching Strategies for the JFK Assassination, Dallas,
Texas, November 19, 2016
- 2017 Featured Speaker, “Modern Forensic Pathology in Civil and Criminal
Cases”, American College of Legal Medicine, 57th Annual
Meeting, Las Vegas, Nevada, February 25, 2017
- 2017 Featured Speaker, “The Cold Facts from Forensic Evidence”, Citizens
Against Political Assassinations (CAPA), JFK at 100: State of
the Records News Conference and Forum, National Press Club,
Washington, DC, March 16, 2017
- 2017 Dinner and Keynote Speaker with The Honorable David N. Wecht,
Justice, PA Supreme Court, “Legal Vignettes of Famous
Controversial Cases”, Pennsylvania Bar Association, 2017 Civil
Litigation Section Retreat, Farmington, Pennsylvania, March 24,
2017
- 2017 Speaker, “Judicial Gatekeeping on Scientific Evidence and the Role of
Experts in Frye and Daubert Jurisdictions” (Panel Discussion),
Pennsylvania Bar Association, 2017 Civil Litigation Section
Retreat, Farmington, Pennsylvania, March 26, 2017
- 2017 Exclusive Speaker, “A Case for Conspiracy”, The Sixth Floor Museum
at Dealey Plaza, Dallas, Texas, April 11, 2017
- 2017 Featured Guest Speaker, “Legalization of Medical and Recreational
Marijuana – Medical and Legal Considerations”, 2017 World
Medical Cannabis Conference and Expo, Pittsburgh,
Pennsylvania, April, 21, 2017
- 2017 Featured Speaker, “Professional Relationship: Forensic Pathology and
Criminalistics”, The Cyril H. Wecht Institute of Forensic Science
and Law, Pioneers of Forensic Science Conference, Inaugural
Honorary Program: Honoring Dr. Henry Lee – A Life in
Criminalistics, Pittsburgh, Pennsylvania, June 1, 2017
- 2019 Guest Speaker, “Famous Cases in Los Angeles Forensic Pathology”,
American College of Legal Medicine, 59th Annual Health Law &
Legal Medicine Meeting, Los Angeles, California,
February 22, 2019
- 2019 Guest Speaker, “The Role of the Forensic Pathologist in Cold Case
Investigation: What questions to ask and what materials are
necessary for an effective case review”, American Investigative
Society of Cold Cases, 2019 Annual Conference, Albany,
New York, April 15, 2019
- 2019 Guest Speaker, “Celebrated Forensic Autopsies and Investigations”,
The Schuylkill County Office of the Coroner, 8th Annual
Forensic Symposium, New Philadelphia, Pennsylvania,
April 27, 2019
- 2019 Guest Speaker, “Concerning the Deaths of Jack Ruby, David W. Ferrie,
and Dorothy Kilgallen”, The 7th Annual JFK Assassination
Conference, Dallas, Texas, November 22, 2019
- 2020 Guest Speaker, “Forensic Pathology – Ethical and Legal Aspects of
Marijuana”, American Board of Legal Medicine, Marijuana
(Cannabis): THC and CBD – Federal and State Statutes,
Medical, Ethical and Liability Issues Conference, Scottsdale,
Arizona, February 20, 2020
- 2020 Guest Speaker, “How Scientific are the Forensic Sciences? A true

insight of Jeffrey Epstein Suicide”, American College of
Legal Medicine, 60th Annual Health Law & Legal Medicine
Meeting, Scottsdale, Arizona, February 21, 2020

MEDICAL LICENSES

1957 Diplomat, National Board of Medical Examiners
1957-present Pennsylvania
1962-2007 California
1963-2005 Maryland

MEDICAL SPECIALTY CERTIFICATION

1963 Diplomat, American Board of Pathology, Anatomic and Clinical Pathology
1964 Diplomat, American Board of Pathology, Forensic Pathology
1982 Charter Diplomat, American Board of Legal Medicine
2006 Charter Diplomat, American Board of Disaster Medicine

- Vice President, 2006

MEDICAL SOCIETIES AND SCIENTIFIC ORGANIZATIONS

1957-present Allegheny County Medical Society

- Member, Grievance Committee, 1965-1968
- Delegate of Pennsylvania Medical Society, 1968-1970
- Member, Board of Directors, 1968-1971
- Member, Drug Abuse Committee, and Chairman, 1970-1974
- Member, Medical-Legal Committee, and Chairman, 1973-1974
- Chairman, Medical-Legal Committee, 1998
- Member, Committee for the Medical Examiner System
- Member, Anesthesia Mortality Committee

1957-present Pennsylvania Medical Society

- Member, Commission on Forensic Medicine, 1969-1977

1957-present American Medical Association

- Physician’s Recognition Award, 1970-present

1957-present Pittsburgh Pathology Society

1960-present Fellow, College of American Pathologists

- Inspector, 1991-1992

1961-present Fellow, American Society of Clinical Pathologists

1963-1985 Pan American Medical Association

1963-1988 American Association for the Advancement of Science

1963-present Pennsylvania Association of Pathologists

- Co-Chairman, Legislation Committee, 1965-1966

1964-1980 Pittsburgh Academy of Medicine

1965-1979 Pennsylvania Association of Clinical Laboratories, Inc.

- Member, Board of Directors, 1978-1980

1965-1983 International Association of Coroners and Medical Examiners

1965-1985 American Society of Forensic Odontology

1966-1976 Charles F. Bailey Chair for Cardiothoracic Surgery, Hahnemann University

- Member, Steering Committee

- 1970-1980 & 1996-2006 Pennsylvania State Coroners Association
- 1973-1982 Pennsylvania Academy of Science
- 1973-1983 Baltimore Pathology Society
- 1974-1995 Fellow, American Physicians Fellowship for the Israel Medical Association
- 1988-2006 Royal Society of Medicine
- Member, Clinical Forensic Medicine Section
 - Member, Accident and Emergency Medicine Section
- 1991-1995 Pittsburgh Medical Forum
- 2006-present American Academy of Disaster Medicine
- Vice President, 2006
- 2006-2015 Depravity Scale Advisory Board
- Member, Board of Advisors
- 2006-2016 American College of Forensic Examiners International
- Chair, Executive Advisory Board, 2009-2016
- 2006-2016 American Board of Forensic Medicine
- Vice Chair, Executive Board, 2006-2009
 - Chair, Executive Board, 2009-2015
- 2010-2015 American College of Forensic Examiners Institute, American Board of Registered Investigators
- Registered Investigator, and Member, Board of Advisors
- 2013-present The American Investigative Society of Cold Cases (AISOCC)
- Member, Review Board, 2013-present
- 2014-present American Board of Stem Cell Medicine and Surgery
- Member, Executive Board of Directors, 2014-present

LAW LICENSES

- 1963 Pennsylvania
- United States District Court for the Western District of Pennsylvania
 - Third Circuit Court of Appeals
 - United States Supreme Court

LEGAL SOCIETIES

- 1962-1973 Western Pennsylvania Trial Lawyers Association
- 1963-1997 American Society of Hospital Attorneys
- 1963-present Allegheny County Bar Association
- Member, Medical-Legal Committee, 1973-1990
 - Vice Chairman, Medical-Legal Committee, 1973
 - Chairman, Medical-Legal Committee, 1974-1978
 - Member, Building Committee, 1981-1988
 - Member, Health Law Council, 1997-2002
 - Honorary Senior Member, Health Law Council, 2002-present
- 1963-present Pennsylvania Bar Association
- Member, Joint Medico-Legal Committee
 - Member, Medico-Legal Committee, 1981-1988
 - Member, Senior Lawyers Committee, 1996-present
- 1963-present American Bar Association
- Member, Committee on Law and Medicine, 1973-present

- Vice-Chairman, Committee on Law and Medicine, 1973-1977
 - Publications Vice-Chairman, Committee on Law & Medicine, 1975-1977
 - Products, General Liability, and Consumer Law Committee, 1985-1988
 - Toxic and Hazardous Substances Committee, 1985-1988
 - Forum Committee on Health Law, 1985-1988
- 1964-1978 American Judicature Society
- 1965-1992 American Arbitration Association
- 1971-1973 Association of Trial Lawyers in Criminal Court, Allegheny County, PA
- 1972-1979 Association of Trial Lawyers of America
- Member, National Committee on Professional Negligence Insurance, 1968-1975
 - Chairman, Committee on Liaison with Medical Associations, 1969-1973
 - Member, Medical Malpractice Committee, 1975-1976
 - Member, Professional Legislative Affairs Committee, 1975-1976
- 1973-1976 Federal Bar Association
- Chairman, Tort Section, Pittsburgh Chapter, 1976
- 1973-1978 Pennsylvania Trial Lawyers Association
- 1974-1982 Member, SCRIBES (Society of Legal Writers)
- 1989-1992 American Association of Law Schools
- Member, Law and Psychiatry Section

MEDICAL-LEGAL SOCIETIES

- 1962-present Fellow, American Academy of Forensic Sciences
- Interview Coordinator, Mid-Atlantic States, 1966
 - Chairman, Legislative Affairs Committee, Pathology Section, 1966
 - Secretary, Pathology and Biology Section, 1967-1969
 - Chairman, Pathology and Biology Section, 1968-1969
 - Member, Executive Committee, 1968-1973
 - Associate Program Chairman, 1969 Annual Meeting
 - Program Chairman, 1970 Annual Meeting
 - President-Elect, 1970-1971
 - President, 1971-1972
 - Liaison Representative to the Association of Trial Lawyers of America, 1977-1980
 - Chairman, International Relations Committee, 1977-1982
 - Co-Chairman, International Relations Committee, 1978-1988
 - Member, Select Committee of Past Presidents, 1980-1981
- 1963-present Pittsburgh Institute of Legal Medicine
- Director and President
- 1964-present Fellow, American College of Legal Medicine
- Member, Board of Governors, 1965-1976
 - Vice President, 1968-1969
 - President, 1969-1972
 - Chairman, Honorary Fellowship Committee, 1973-1977
 - Member, Legislation Committee, 1974-1978
 - Member, Medical Malpractice Committee, 1975-1976
 - Member, Nominating Committee, 1975-1976, and Chairman, 1988

- Member, Projects Committee, 1975-1976
 - Member, Ad Hoc Task Force on Death and Dying, 1978-1979
 - Program Chairman, 1979 Annual Meeting
 - Member, Publications Committee, 1979-present
 - Member, Select Committee on Policy and Planning, 1983-present
 - Chairman, Judicial Council Committee, 1984-1988
 - Vice President, Board of Trustees, ACLM Foundation, 1985-1987, and Chairman, 1987-Present
 - Member, Education Committee, 1989-present
 - Chairman, Ad Hoc Legal Medicine Library Committee, 1989-1991
 - Member, Finance Committee, 1992-present
 - Chairman, 800-HELP Line Task Force, 1993-2015
 - Member, Referral Committee, 1995-2015
 - Chairman, Senior Members Committee, 2003-2015
- 1965-2000 International Association for Accident and Traffic Medicine
- Member, Executive Council
 - Secretary-General, 1966-1969
 - Vice President, 1970-1973
- 1965-present International Academy of Legal Medicine and Social Medicine
- Vice President, 1976-1979
 - National Correspondent for North America, 1976-1984
- 1966-1970 Fellow, Law-Science Academy of America
- Vice Chancellor and Member, Board of Trustees
- 1966-present International Association of Forensic Sciences
- Vice President, 1975-1978
- 1966-present National Association of Medical Examiners
- Member, Board of Directors, 1976-1978
- 1968-2000 Association for the Advancement of Automotive Medicine
- 1970-1984 Fellow, International Academy of Law and Science
- Member, Board of Regents, 1966-1969
- 1972-1999 American Association of Medico-Legal Consultants
- Vice President
- 1973-2010 Fellow, British Academy of Forensic Sciences
- 1973-2006 Fellow, Forensic Science Society of England
- 1974-1978 Fellow, American Society of Legal and Industrial Medicine (Formerly American Academy of Compensation Medicine)
- 1977-1996 American Society for Testing and Materials
- Chairman, Committee E-30 on Forensic Sciences
- 1977-1996 National Foundation for the Study of Health Science Liability
- Member, Board of Directors
- 1978-1981 The Forensic Sciences Foundation, Inc.
- Member, Board of Trustees
- 1979-1995 Pan American Association of Forensic Sciences
- Member, Organizing Committee
- 1980-1982 United Physicians Association/United Physicians Insurance
- Member, Board of Directors
- 1981-present American Board of Legal Medicine
- Chairman, Program Development Committee on Forensic Medicine, 1984-present
 - Chairman, Board of Trustees, 1986-1995
- 1985-1995 International Society of Clinical Forensic Medicine
- Vice President

- 1987-2002 American Medico-Legal Foundation
 - Member, Board of Directors
- 1987-present American College of Legal Medicine Foundation
 - Chairman, Board of Trustees, 1989-1995
- 1990-present Fellow, Royal Society of Medicine, London, England
- 2000-present Cyril H. Wecht Institute of Forensic Science and Law, Duquesne University School of Law
 - Chairman, Advisory Board
- 2016 Medico-Legal Society of Singapore
 - Honorary Member

HONORARY LIFE FELLOWSHIPS IN PROFESSIONAL SOCIETIES

- 1970 Spanish Association of Forensic Medicine
- 1972 Society of Legal Medicine and Criminology of France
- 1978 American Society of Law, Medicine, and Ethics Inc.
- 1979 Medical-Legal Society of Brazil
- 1980 Mexico Association of Legal Medicine
- 1981 Society of Legal Medicine of Belgium
- 1983 Yugoslav Association for Forensic Medicine
- 1985 Society of Psychiatry, Neurology, and Legal Medicine of Columbia, South America
- 2003 American College of Forensic Examiners International

NATIONAL CONFERENCES ORGANIZED AND SPONSORED BY THE CYRIL H. WECHT INSTITUTE OF FORENSIC SCIENCE AND LAW DUQUESNE UNIVERSITY, PITTSBURGH, PENNSYLVANIA

- 2000 “Forensic Science and the Law: A Multi-Disciplinary Approach by the Professional Community to the Medicolegal Investigation of Crimes, Personal Injury and Death.” Inaugural Forensic Science and Law Conference, October 27-28, 2000.
- 2001 “DNA and the Law: Reining in the Revolution. A National Conference Exploring the Capabilities and Limitations of DNA Testing.” 2nd Annual Forensic Science and Law Conference, November 30-December 1, 2001.
- 2002 “Law, Family and Violence: A Multidisciplinary Symposium. A National Conference to Advance Legal, Scientific and Social Strategies for Combating Child, Domestic and Elder Abuse.” 3rd Annual Forensic Science and Law Conference, November 7-9, 2002.
- 2003 “Solving the Great American Murder Mystery: A National Symposium on the 40th Anniversary of the JFK Assassination.” 4th Annual Forensic Science and Law Conference, November 20-23, 2003.
- 2004 “Tracking Terrorism in the 21st Century: A National Symposium on the Roles of Science and Law in Detecting, Investigating and Adjudicating Political Violence.” 5th Annual Forensic Science and Law Conference, October 21-23, 2004.
- 2006 “Justice for All: A National Symposium on the Role of Forensic Science in the Evolution of Criminal Justice Reform in America.” 6th Annual Forensic Science and Law Conference, April 20-22, 2006.

- 2007 “Preserving Evidence, Saving Lives: The Roles of Forensic Science, Medicine and the Law in Mass Disaster Response.” 7th Annual Forensic Science and Law Conference, March 29-31, 2007.
- 2008 “Where Fact Meets Fiction: A National Symposium on the Intersection of Forensic Science and Pop Culture.” 8th Annual Forensic Science and Law Conference, April 3-5, 2008.
- 2009 “Evidence in the Information Age: A National Symposium on the Collection, Analysis and Legal Application of Digital Evidence.” 9th Annual Forensic Science and Law Conference, October 23-24, 2009.
- 2010 “Cause of Death: An Interdisciplinary Look at the State of Forensic Death Investigation.” 10th Annual Forensic Science and Law Conference, November 19-20, 2010.
- 2011 “Predators and Their Prey: Forensic Scientific and Legal Perspectives on the Investigation and Prosecution of Violent Offenders.” 11th Annual Forensic Science and Law Conference, October 21-22, 2011.
- 2012 “Post Combat Problems in the 21st Century: Medical Legal and Societal Considerations.” 12th Annual Forensic Science and Law Conference, November 8-9, 2012.
- 2013 “Passing the Torch: An International Symposium on the 50th Anniversary of the Assassination of President John F. Kennedy.” 13th Annual Forensic Science and Law Conference, October 17-19, 2013.
- 2014 “Finding Closure: The Science, Law and Politics of Cold Case Investigations.” 14th Annual Forensic Science and Law Conference, October 30-31, 2014.
- 2015 “Beyond Baltimore: Bridging Public Safety and Social Justice in the Policing of America’s Streets.” 15th Annual Forensic Science and Law Conference, November 12-13, 2015.
- 2016 “From Out of the Shadows . . . Illuminating the Intersection of Mental Health and the Law.” 16th Annual Forensic Science and Law Symposium, October 20-21, 2016.

Other Major Conferences:

- 2008 “Making Sense of the Sixties: A National Symposium on the Assassinations and Political Legacies of Martin Luther King Jr., Robert F. Kennedy and John F. Kennedy.” (Panel Discussion), October 5, 2008.
- 2009 “Does Forensics Need Fixing? A Seminar on the National Academy of Sciences’ 2009 Report on the Future of Forensic Science in the U.S.” (Panel Discussions), September 11, 2009.
- 2017 “Pioneers of Forensic Science Conference.” Inaugural Honorary Program: Honoring Dr. Henry Lee – A Life in Criminalistics, June 1-2, 2017.

**SEMINARS ORGANIZED AND SPONSORED BY
THE CYRIL H. WECHT INSTITUTE OF FORENSIC SCIENCE AND LAW
DUQUESNE UNIVERSITY, PITTSBURGH, PENNSYLVANIA**

Forensic Fridays Professional Education Seminar Series

- Spring 2010 “Alcohol and Drug Toxicity in Criminal Litigation.”, *Forensic Fridays* professional education seminar series, January, 2010.
 “Forensic Issues in Medical Malpractice Cases.” (Lecture and Panel Discussion), *Forensic Fridays* professional education seminar series, February 12, 2010.
 “Is Football Bad for the Brain? Forensic Scientific, Medical-Legal and Societal Aspects of the Concussion Debate.” (Panel Discussion), *Forensic Fridays* professional education seminar series, March 12-13, 2010.
 “Accident Reconstruction in Personal Injury Cases.” (Lecture and Panel Discussion), *Forensic Fridays* professional education seminar Series, April 9, 2010.
 “Forensic Investigation of Sexual Assault Cases.” *Forensic Fridays* professional education seminar series, May 2010.
 “Behavioral Science Evidence in Divorce and Custody Cases.” *Forensic Fridays* professional education seminar series, June 12, 2010.
- Fall 2010 “Forensic Scientific Applications in Product Liability Cases.” *Forensic Fridays* professional education seminar series, September, 2010.
 “Forensic DNA Analysis – An Introduction.” *Forensic Fridays* professional education seminar series, October, 2010.
 “Medical and Recreational Marijuana: Scientific, Legal and Societal Considerations.” (Lecture and Panel Discussion), *Forensic Fridays* professional education seminar series, November 5, 2010.
 “Trace Evidence Analysis: Legal Opportunities and Challenges.” *Forensic Fridays* professional education seminar series, December, 2010.
- Spring 2011 “The Investigation of Drug-Facilitated Sexual Assault.” *Forensic Fridays* professional education seminar series, January, 2011.
 “How to Find and Work with the Right Expert for Your Legal Needs.” (Lecture and Panel Discussion), *Forensic Fridays* professional education seminar series, February 18, 2011.
 “The Science and Criminal Law of End-of-Life Decisions.” *Forensic Fridays* professional education seminar series, March, 2011.
 “Emerging Topics in the Investigation and Prosecution of Cyber-Crime.” *Forensic Fridays* professional education seminar series, April, 2011.
 “Investigative and Familial DNA.” *Forensic Fridays* professional education seminar series, May, 2011.
 “Problems and Advances in Eyewitness Identification.” *Forensic Fridays* professional education seminar series, June, 2011.
- Fall 2011 “Truth Crushed to Earth: A Collaborative Seminar on the Martin Luther King Assassination.” (Lecture and Panel Discussion), *Forensic Fridays* professional education seminar series, August 26, 2011.
 “Everything You Always Wanted to Know About Working with Forensic Experts.” *Forensic Fridays* professional education seminar series, September, 2011.

- Spring 2012 “How to Make the Most Effective Use of Financial Experts.” *Forensic Fridays* professional education seminar series, November, 2011.
- “Reporting Child Abuse Obligations, Procedures and Pitfalls.” *Forensic Fridays* professional education seminar series, January 20, 2012.
- “Neuroscience on Trial: New Uses of Neuroscientific Evidence in Civil and Criminal Litigation.” *Forensic Fridays* professional education seminar series, February 10, 2012.
- “The Role of Private Investigators in Forensic Cases.” *Forensic Fridays* professional education seminar series, March, 2012.
- “The Role of Legal Nurse Consultants and Nurse Experts in Forensic Investigation and Legal Proceedings.” *Forensic Fridays* professional education seminar series, April, 2012.
- “Shaken Baby Syndrome: Clinical, Investigative and Legal Considerations.” *Forensic Fridays* professional education seminar series, May, 2012.
- Fall 2012 “Death by Medication: Investigating the Prescription Abuse Epidemic.” *Forensic Fridays* professional education seminar series, September 7, 2012.
- “Scientific Evidence and the Right to Confrontation.” *Forensic Fridays* professional education seminar series, October 19, 2012.
- “Enhancing Courtroom Knowledge of Forensic Scientific Innovations.” *Forensic Fridays* professional education seminar series, December, 2012.
- Spring 2013 “Digital Detectives: A Computer Forensics Update.” *Forensic Fridays* professional education seminar series, January 18, 2013.
- “DUID: The Science and Law of Driving Under the Influence of Distractions.” *Forensic Fridays* professional education seminar series, February 15, 2013.
- “Whose DNA is it Anyway? Legal, Scientific and Ethical Issues in DNA Access Today.” *Forensic Fridays* professional education seminar series, March 15, 2013.
- “Interpreting Behavior from Sexual Homicide Crime Scenes.” *Forensic Fridays* professional education seminar series, April 19, 2013.
- “Forensic Audio and Linguistic Analysis of Insider Threats: From Watergate to Today.” *Forensic Fridays* professional education seminar series, May 10, 2013.
- Spring 2014 “New Advances in Fire Investigation.” *Forensic Fridays* professional education seminar series, January, 17, 2014.
- “Forensic Lessons from the Mortgage Fraud Crisis.” *Forensic Fridays* professional education seminar series, February 21, 2014.
- “The Role of Computer Forensics in Data Breach Response.” *Forensic Fridays* professional education seminar series, March 21, 2014.
- “Best Practices in Sexual Assault Cases: An Interdisciplinary Approach.” *Forensic Fridays* professional education seminar series, April 11, 2014.
- Fall 2014 “The Forensics of Fracking: The Science and Law of Hydraulic Gas Extraction.” *Forensic Fridays* professional education seminar series, September 12, 2014.
- Spring 2015 “Is Forensics Getting Fixed? The State of the Profession Five Years After the NAS Report.” (Panel Discussion – “The State of the Profession in 2015: An Interdisciplinary Consideration”), *Forensic Fridays* professional education seminar series, January 16, 2015.

- “Social Media and the Courts: Privacy, Discovery, Admissibility and the Role of Computer Forensics.” *Forensic Fridays* professional education seminar series, March 6, 2015.
- “Sexual Assault on Campus: Investigation, Prosecution and the Role of Forensic Nursing.” *Forensic Fridays* professional education seminar series, May 1, 2015.
- Fall 2015 “Should Pennsylvania be Next? Scientific and Legal Considerations in the Medical Marijuana Debate.” (Panel Discussion – “Scientific, Legal and Policy Considerations in the Medical Marijuana Debate”), *Forensic Fridays* professional education seminar series, September 11, 2015.
- “What’s in a ‘Match’? How to Read a Forensic DNA Report.” *Forensic Fridays* professional education seminar series, October 16, 2015.
- “Ethics and Experts: Ethical Considerations in Working with Forensic Experts.” (Two Hour Round Table Discussion), *Ethics and Eats: Forensic Fridays* professional education seminar series, December 18, 2015.
- Spring 2016 “Human Trafficking: Investigation, Prosecution and Victim Services.” *Forensic Fridays* professional education seminar series, January 15, 2016.
- “What’s in *Your* Mobile Device? Forensics in the Portable Digital Age.” *Forensic Fridays* professional education seminar series, March 11, 2016.
- “So You Have an Invention? The Patent Process from Conception to Commercialization.” *Forensic Fridays* professional education seminar series, May 20, 2016.

**INTERNATIONAL MEDICAL-LEGAL SEMINARS
ORGANIZED AND SPONSORED BY
PITTSBURGH INSTITUTE OF LEGAL MEDICINE**

Countries/Governmental, Academic and Professional Co-Sponsors

- 1965 Italy
- Institute of Legal Medicine, University of Rome
- 1966 Mexico
- Institute of Legal Medicine and Forensic Sciences
- 1967 England, Scotland, Ireland
- Institute of Legal Medicine and Forensic Sciences
- 1968 Japan, Thailand, Philippines, Singapore, Hawaii
- Medical-Legal Society of Japan
 - Tokyo Medical Examiner’s Office
 - Honolulu Medical Examiner’s Office
 - Police Forensic Science Lab, Hong Kong
 - Yokohama City University School of Medicine
 - Kyoto University School of Medicine
 - University of Santo Tomas Manila
 - University of Medical Sciences, Bangkok
- 1969 Israel and Greece
- Institutes of Legal Medicine and Forensic Sciences
- 1970 Spain and Portugal

- Spanish Association of Forensic Medicine
 - Institute of Legal Medicine, Lishon
 - Institute of High Culture, Ministry of National Education, Portugal
- 1971 Sweden, Norway, Denmark
- Scandanavian Medical-Legal Society
 - Ministries of Health and Justice, Sweden, Norway, Denmark
 - Institute of Legal Medicine, Stockholm
 - Institute of Legal Medicine, Oslo
 - Institute of Legal Medicine, Copenhagen
- 1972 Italy and Austria
- Italian Medical-Legal Society
 - Institute of Legal Medicine, University of Rome
 - Institute of Legal Medicine, University of Florence
 - Institute of Legal Medicine, University of Venice
 - Institute of Legal Medicine, University of Vienna
- 1973 Egypt and Israel
- Israel Society of Medicine and Law
 - Hebrew University – Hadassah Medical School
 - Legal and Legislative Department, Kupat Holim
- 1974 Africa
- Ivory Coast, Ghana, Kenya, Tanzania, Ethiopia
 - African Society of Forensic Sciences
 - University of Ghana Medical School, Ghana Ministry of Health
 - Institute of Criminology, University of Abidjan
 - National Public Health Laboratory Service, Kenya
 - Ethiopian Medical Association
- 1975 Brazil, Argentina, and Peru
- Institute of Legal Medicine, Rio de Janiero
 - Faculty of Medicine, University of Buenos Aires
 - San Marcos University, Lima
- 1976 France, Belgium, and Holland
- Institute of Legal Medicine and Forensic Sciences
- 1977 Romania, Yugoslavia, and Hungary
- Institute of Legal Medicine and Forensic Sciences
- 1978 Institute of Legal Medicine and Forensic Sciences
- Institute of Legal Medicine and Forensic Sciences
- 1979 Turkey and Iran
- Institute of Legal Medicine and Forensic Sciences
- 1980 China and Hong Kong
- Institute of Legal Medicine, Hong Kong and
 - Various Academic and Governmental Medical and Legal Institutions and Agencies in the People’s Republic of China
- 1981 Greece and Italy
- Institute of Legal Medicine and Forensic Sciences
- 1988 Israel and Egypt
- Israel Society of Medicine and Law
 - Egyptian Society of Forensic Medical Sciences

NATIONAL PROFESSIONAL ADVISORY BOARDS

- 1962-1968 The National Center for Professional Seminars
 - Member, Board of Advisors
- 1965-1967 The Milton Helpem International Center for the Forensic Sciences
 - Member, Advisory Board
- 1966-1990 The Western Conference on Criminal & Civil Problems
 - Member, Scientific Advisory Committee on Legal Medicine
- 1967-1983 Touro Law School
 - Member, National Advisory Board
- 1969-1975 Pennsylvania Commission on Crime and Delinquency
 - Member, Allegheny Regional Advisory Committee
- 1975-1980 Amnesty International USA
 - Member, Advisory Committee
- 1975-1980 Assassination Archives and Research Center
 - Member, Board of Advisors
- 1975-1988 Odyssey House Institute for Law & Medicine
 - Member, Advisory Board
- 1976 American Legionnaires' Disease
 - Ad Hoc Member, National Scientific Advisory Committee
- 1981 Secretary's Commission on Medical Malpractice
 - Member, Health Advisory Panel
(U.S. Department of Health, Education and Welfare)
- 1990-2000 Citizens for Truth about the Kennedy Assassination
 - Member, Board of Directors
- 1994-2015 Coalition on Political Assassinations (COPA)
 - Chairman, Executive Committee, 1994-2000
- 1995-2001 The Center for the Preservation of Modern History
 - Member, Advisory Board
- 2003-present Nebraska Institute of Forensic Sciences
 - Founding Member, Board of Directors
 - Board Vice Chair, Advisory Board Member
- 2006-present American Board of Disaster Medicine
 - Board Vice Chair, 2006
- 2016-present Citizens Against Political Assassinations (CAPA)
 - Chairman, Board of Directors

COMMUNITY ACTIVITIES

- 1963-1990 American Jewish Committee
 - Member, Board of Trustees, Pittsburgh Chapter, 1963-1967, 1969-1971
- 1964-1965 American Jewish Congress
- 1965-present Young Men & Women's Hebrew Association, Jewish Community Center
 - Member, Board of Directors, 1969-1972
- 1965-present National Association for the Advancement of Colored People (NAACP)
 - Lifetime Member
- 1967-1985 Health and Welfare Association of Allegheny County
 - Member, Suicide Prevention Committee
- 1970-1980 United Cerebral Palsy Association of the Pittsburgh District
 - Member, Board of Directors

- 1971-1976 Pennsylvania Guild for Infant Survival, Inc., Pittsburgh Chapter
 - Co-Founder and Honorary Chairman
- 1972-1980 Jewish Community Relations Council of Pittsburgh
 - Board Member and President, 1978
- 1976-1977 Chairman, Pittsburgh Conference on Soviet Jewry
 - Member, National Lawyers Committee
- 1976-present Zionist Organization of America, Pittsburgh Chapter
 - Member, Board of Directors
 - Vice President, 1983-1991 and 1996-2012
 - Honorary Board Member, 1994-1995
- 1977-1979 Chairman, Allegheny County Council on Alcohol and Drug Abuse
- 1977-1982 American Red Cross, Pittsburgh-Allegheny County Chapter
 - Medical-Legal Consultant, Executive Water Safety Committee
- 1977-2000 United Jewish Federation
 - Member, Community Relations Committee, 1985-1988
- 1978-1992 Allegheny Regional Planning Council of the Governor's Justice Commission
- 1978-1998 Kollel Bais Yitzchok Institute for Advanced Torah Studies
 - Member, Board of Directors
- 1981-1991 Urban League
- 1981-1991 National Foundation for Ileitis & Colitis, Inc.
 - Member, Board of Directors
- 1986-present Anti-Defamation League of B'nai B'rith
 - Member, Board of Directors, 1988-1992
- 1989-1992 Intestinal Disease Foundation, Inc.
 - Member, Board of Directors
 - Honorary Board Member, 1992-2000
- 1992-1994 Jewish Family and Children's Service of Pittsburgh
 - Member, Board of Directors
- 1992-1994 Patrons for a Drug Free Community
 - Member, Board of Advisors
- 1996-present Sudden Infant Death Syndrome Alliance
 - Member, Advisory Committee
- 1997-2001 Childhood Leukemia Foundation
 - Celebrity Advisory Board
- 2002-2003 Violence Prevention Task Force
 - Chairman, Allegheny County
- 2003 Jewish National Fund "Tree of Life Award"
 - Program Committee Vice-Chair
- 2003-2009 Jewish Family Assistance Fund
 - Member, Board of Directors
- 2003-2008 Amen Corner
 - Advisory Board
- 2007-2012 Academy of Court Reporting
 - Member, Advisory Board
- 2008-2011 Sexual Assault Response Team of Allegheny County (SARTAC)
 - Member, Board of Directors
- 2011-2018 Three Rivers Young Peoples Orchestra
 - Member, Executive Board
- 2016 Holocaust Education Center, Pittsburgh, Pennsylvania
 - Honorary Chairman

TESTIMONY IN FOREIGN COUNTRIES

Australia, Bahamas, Canada, China, Israel, Philippines, Singapore, Taiwan, Virgin Islands

POSTMORTEM EXAMINATIONS CONDUCTED IN FOREIGN COUNTRIES

Bahamas, Israel, Pakistan, Philippines, St. Lucia, Taiwan

GOVERNMENTAL POSITIONS

1964-1965	Assistant District Attorney and Medical-Legal Advisor to the District Attorney, Allegheny County, Pennsylvania
1966-1970	Chief Forensic Pathologist, Allegheny County Coroner's Office, Pittsburgh, Pennsylvania
1970-1980	Coroner, Allegheny County, Pennsylvania
	▪ Co-Director of Education, Forensic Pathology Fellowship
1971-1980	Director, Residency Training Program (Officially approved by the American Board of Pathology and the American Medical Association)
	▪ Co-Director, 1996-2005
1980-1994	Member, Board of Health, Allegheny County, Pennsylvania
	▪ Member, Pesticide Advisory Subcommittee
	▪ Member Ad Hoc Committee to Study Health Effects of Air Pollution
1980-1984	Member, Allegheny County Board of Commissioners
1980-1984	Chairman, Allegheny County Prison Board
1996-2006	Coroner, Allegheny County, Pennsylvania
2000	Chair, Allegheny County Violence Prevention Task Force
2003-2005	Forensic Pathology Consultant and Lecturer, C.I.A., Medical Division
2006	Chief Medical Examiner, Allegheny County

GOVERNMENTAL AND POLITICAL POSITIONS

1972-1984	Elected Member, Allegheny County Democratic Committee, 14 th Ward
1976-1984	Elected Member, PA State Democratic Committee
	▪ Elected Chairman, Allegheny County Delegation, 1978-1984
1978-1984	Elected Chairman, Allegheny County Democratic Committee
1978-1984	Elected Member, National Democratic Committee
1980, '82, '84	Elected Delegate, National Democratic Conventions
1982	Primary and General Elections - Democratic Party Nominee, U.S. Senate Campaign

PROFESSIONAL CONSULTANT POSITIONS

1968-1990	Consultant, Los Angeles County Medical Examiner-Coroner's Office:
	▪ 1968 Robert F. Kennedy Assassination
	▪ 1969 Sharon Tate/LaBianca Cases
	▪ 1974 Symbionese Liberation Army Deaths (Patty Hearst Case)
1969-1988	Pathology Consultant, MDS Health Group, Ltd.

- 1972 ▪ Medical Director, Latrobe and Oakland Laboratories
Consultant to Cook County Illinois Special Committee, Transition from
Coroner to Medical Examiner System
- 1972 Member, Medical Panel, Medical Malpractice Review Commission --
Department of Health, Education and Welfare
- 1972-1980 Consultant in Pathology, and Member, Consulting Medical Staff,
Woodville State Hospital
- 1972-present Forensic Pathologist, Westmoreland County Coroner's Office
- 1973 Consultant to New York City Special Committee, Selection of New
Medical Examiner
- 1973-1977 Western School of Health Business Careers, Inc.
- 1976-1979 ABC National Network, "20/20 Show"
 - 1976 John F. Kennedy Assassination
 - 1979 Elvis Presley Death
- 1977-1978 Firefighter Autopsy Advisory Panel, Federal Emergency
Management Agency, United State Fire Administration
- 1977-1979 U.S. House of Representatives Select Committee on Assassinations,
Forensic Pathology Panel
- 1978 Member, Special Expert Pathology Panel on American Legionnaires'
Disease (Department of Health, Education and Welfare,
Centers for Disease Control)
- 1982 Consultant and Guest Lecturer, U.S. Public Health Hospital,
Panama Canal Zone
- 1985-1992 Consultant in Legal Medicine, Armed Forces Institute of Pathology
- 1985-2003 Forensic Science Consultants International
- 1988-present Forensic Pathologist, Armstrong County Coroner's Office
- 1989-1991 Consultant in Forensic Pathology and Legal Medicine to the Chief Medical
Examiner for the District of Columbia
- 1989-present Forensic Pathologist, Fayette County Coroner's Office
- 1991 Technical Consultant/Advisor, Camelot Productions -- "JFK", directed by
Oliver Stone; Oliver Stone/Alexander Kitman Ho, Producers
- 1993-present Forensic Pathologist, Greene County Coroner's Office
- 1996 NBC and ABC, National Networks: Consultant, Commentator
 - O.J. Simpson Case
- 1997-2005 Forensic Pathologist, Clarion County Coroner's Office
- 1998 Honorary Visiting Consultant to the Ministry of Health, The Bahamas
- 2005-2007 &
2012-2013 Forensic Pathologist, Indiana County Coroner's Office
- 2015 Technical Consultant, Columbia Pictures - "Concussion", directed by
Peter Landesman; R. Scott, G. Scott, D. Woltruff, L. Shuman,
and E. Cantillon, Producers

BOOK AUTHORSHIP - (GENERAL PUBLIC)

- 1993 Wecht, Cyril H., with Mark Curriden, and Benjamin Wecht. *Cause of
Death: The Shocking True Stories Behind the Headlines -- A
Forensic Expert Speaks Out on JFK, RFK, Elvis, Chappaquiddick,
and Other Controversial Cases.* New York: Dutton Publishing Co.,
1993.

- 1995 Groden, Robert J., with Cyril H. Wecht. *The Search for Lee Harvey Oswald: A Comprehensive Photographic Record*. New York: Penguin Studio, 1995.
- 1996 Wecht, Cyril H., with Mark Curriden, and Benjamin Wecht. *Grave Secrets: A Leading Forensic Expert Reveals the Startling Truth about O.J. Simpson, David Koresh, Vincent Foster, and Other Sensational Cases*. New York: Dutton Publishing Co., 1996.
- 1998 Wecht, Cyril H., with Charles Bosworth, Jr. *Who Killed JonBenet Ramsey?: A Leading Forensic Expert Uncovers the Shocking Facts*. New York: Penguin Putnam, Inc., 1998. (Republished: David Zinel, 2006)
- 2003 Wecht, Cyril H., with Greg Saitz, and Mark Curriden. *Mortal Evidence: The Forensics Behind Nine Shocking Cases*. New York: Prometheus Publishing Co., 2003.
- 2005 Wecht, Cyril H., with Mark Curriden, and Angela Powell. *Tales from the Morgue: Forensic Answers to Nine Famous Cases Including the Scott Peterson & Chandra Levy Cases*. New York: Prometheus Publishing Co., 2005.
- 2008 Wecht, Cyril H., with Dawna Kaufmann. *A Question of Murder: Compelling Cases from a Famed Forensic Pathologist Including Anna Nicole Smith, Daniel Smith, and More*. New York: Prometheus Books, 2008.
- 2011 Wecht, Cyril H., with Dawna Kaufmann. *From Crime Scene to Courtroom: Examining the Mysteries behind Famous Cases*. New York: Prometheus Books, 2011.
- 2013 Wecht, Cyril H., with Dawna Kaufmann. *Final Exams: True Crime Cases from Cyril Wecht*. Ebook format. Planet Ann Rule Publisher, 2013.
- 2014 Wecht, Cyril H., with Dawna Kaufmann. *Final Exams: True Crime Cases from Cyril Wecht*. Published Book. Planet Ann Rule Publisher, 2014.
- 2016 Wecht, Cyril H., with Randy L. Hanzlick and Michael A. Graham. *Forensic Pathology in Civil and Criminal Cases (Fourth Edition)*. New York: Juris Publishing, 2016.

PROFESSIONAL BOOKS - AUTHORSHIP AND EDITORIAL POSITIONS

- 1965 Wecht, C.H., Turshen, A., and Rule, W.R. *The Medico-Legal Autopsy Laws of the Fifty States and the District of Columbia* (Published by the Armed Forces Institute of Pathology)
- 1968-1982 Series Editor, *Legal Medicine Annual* (Published by Appleton-Century-Crofts Publishing Co.)
- 1971&1977 Wecht, C.H. Rev. ed. *The Medico-Legal Autopsy Laws of the Fifty States, the District of Columbia, American Samoa, the Canal Zone, Guam, Puerto Rico, and the Virgin Islands* (Published by the Armed Forces Institute of Pathology)
- 1972 Editor, *Exploring the Medical Malpractice Dilemma* (Published by Futura Publishing Co.)
- 1978-1998 Series Editor, *Legal Medicine* (Published by W.B. Saunders Co. to 1984; from 1985 Published by Praeger Publishing Co.; from 1989 Published by Butterworth Legal Publishers; from 1994 Published by The Michie Company)
- 1980 Co-Editor, *Microscopic Diagnosis in Forensic Pathology* (Published by Charles C. Thomas Co.)

- 1982-present Editor, *Forensic Sciences - Five Volumes*
(Published by Matthew Bender & Co., Inc.)
- 1987-2008 Associate Editor, *Trauma*
(Published by Matthew Bender & Co., Inc.)
- 1987 Co-Editor, *Handling Soft Tissue Injury Cases: Medical Aspects - Three Volumes* (Published by The Michie Company)
- 1989 Wecht, C.H., *United States Medicolegal Autopsy Laws* (3rd Edition)
(Published by Information Resources Press)
- 1989 Co-Editor, *Preparing and Winning Medical Negligence Cases - Three Volumes* (Published by The Michie Company)
- 1991 Co-Editor, *Medicolegal Primer*
(Published by American College of Legal Medicine Foundation)
- 2000-present Member, Board of Editors, *Legal Medicine*
American College of Legal Medicine
- 2003 Wecht, C.H., Berman, D.A., Wecht, D.N., Adler, B.H. “*So You Are Involved in a Lawsuit - What Happens Now? A Handbook for Plaintiffs, Defendants and Witnesses.*” (Published by Lawyers & Judges Publishing Company, Inc., Tucson, Arizona)
- 2004 Editor, *Forensic Aspects of Chemical and Biological Terrorism*; Package ed.
(Published by Lawyers & Judges Publishing Company)
- 2004-present Associate Editor, *Legal Medicine* (7th Edition)
American College of Legal Medicine
- 2005 Editor, *Crime Scene Investigation*. The Reader’s Digest Association
- 2006 Koehler, Steven A., and Cyril H. Wecht. *Postmortem: Establishing the Cause of Death*. London: The Reader’s Digest Association with Elwin Street Limited
- 2006 Co-Editor, *Forensic Science and Law: Investigative Applications in Criminal, Civil, and Family Justice* (Published by CRC Press, Taylor and Francis Group, Boca Raton, Florida)
- 2007 Associate Editor, *The Medical Malpractice Survival Handbook*
American College of Legal Medicine (Published by Elsevier Inc.)
- 2008 Co-Editor with Matthias I. Okoye, *Forensic Investigation and Management of Mass Disasters* (Published by Lawyers & Judges Publishing Company)
- 2009 Editor, *Preparing and Winning Medical Negligence Cases - New Expanded Single Volume* (3rd Edition) (Published by Juris Publishing, Inc.)
- 2010 Wecht, C.H., Lee, H.C., Van Blaricom, D.P., Tucker, M. *Investigation and Prevention of Officer-Involved Deaths* (Published by CRC Press, Taylor and Francis Group, Boca Raton, Florida)
- 2016 Contributor, “Forensic Pathology Analysis,” In *Willful Blindness, A Diligent Pursuit of Justice*, James Ramsey, author, edited by David Bear, (Published by Booklocker.com, Inc., St. Petersburg, Florida)
- 2016 Contributor, “The Role of the Forensic Pathologist in Criminal Cases,” In *Solving the Unsolved*, Kenneth L. Mains and Members of the AISOCC, authors, (Published by American Investigative Society of Cold Cases (AISOCC), Williamsport, Pennsylvania)
- 2016 Williams, Randy, with Michael M. Baden, Henry C. Lee and Cyril H. Wecht. *Sherlock Holmes and the Autumn of Terror* (Published by Rukia Company, London)

PROFESSIONAL PUBLICATIONS - EDITORIAL POSITIONS

- 1966-2006 Editor, *Scalpel and Quill* (Official Publication of the Pittsburgh Institute of Legal Medicine)
- 1971-1976 Editorial Board, *Medical Malpractice Prevention* (Published by World Medical Communications)
- 1971-1976 Editorial Advisory Board, *Current Prescribing* (Published by Medical Economics Company)
- 1971-1976 Editorial Advisory Board, *The Medical Cost Containment Journal* (Published by Panel Publishers, Greenvale, New York)
- 1971-1976 Editorial Board, *News and Views in Forensic Pathology* (Published by American Academy of Forensic Sciences and Forensic Sciences Foundation)
- 1971-1976 Editorial Board, *Iatrogenics* (Journal of the International Society for the Prevention of Iatrogenic Complications)
- 1971-1977 CME Board of Advisors and Councilors, American Medical Education Network
- 1971-2003 Editorial Advisor for the Americas, *International Forensic Sciences Journal* (Published by Elsevier Publishing Co., Amsterdam, The Netherlands)
- 1972-2019 Editorial Board, *Journal of Legal Medicine* (Official Publication of the American College of Legal Medicine)
- 1973-1996 Medical-Legal Reviewer, *Health Com* (Health Communications, Inc.)
- 1973-1997 Editorial Board, *INCL Brief* (Published by the Section of Insurance, Negligence, and Compensation Law, American Bar Association)
- 1974-2000 International Editorial Board, Forensic Science Section, *Excerpta Medica* (Published by Excerpta Medica, Amsterdam, The Netherlands)
- 1974-2006 Editorial Board, *Journal of the American Society of Law & Medicine, Inc.*
- 1977-1997 Editor, *MXR* (Malpractice X-posure Reports) (Published by Didactic, Inc.)
- 1978-1980 Editorial Board, Milton Helpem International Microfilm Journal of Legal Medicine
- 1978-1990 Associate Editor, *Legal Aspects of Medical Practice* (Official Publication of the American College of Legal Medicine)
- 1978-2000 International Board of Editors, *International Journal for Medicine and Law* (Published by The Society for Medicine and Law in Israel)
- 1979-present Editorial Board, *The American Journal of Forensic Medicine and Pathology* (Official Publication of the National Association of Medical Examiners) Feature Editor, 1979-1992
- 1980-1984 Editor, *Legal Aspects of Medical Practice*
- 1984-1990 Editorial Board, International Reference Organization in Forensic Medicine (INFORM)
- 1984-2006 Editor/Contributor, Forensic Medicine Section, *Law, Medicine & Health Care* (Official Publication of the American Society of Law & Medicine)
- 1984-2002 Editorial Board, *Journal of Forensic Sciences*
- 1985-1996 Editorial Board, *The Barrister* (Official Publication of the Pennsylvania Trial Lawyers Association)
- 1989-1999 Editorial Committee, *Medicine and Law* (Official Publication of the International Centre of Medicine and Law of South Africa)
- 1990-1993 Editorial Consultant, *Medical Economics*
- 1990-1999 Editorial Board, *IM-Internal Medicine for the Specialist*
- 1990-2000 Manuscript Reviewer, *American Journal of Obstetrics & Gynecology*

- 1991-2001 Book and Article Reviewer, *Journal of the American Medical Association*
- 1991-2016 Editorial Board, *Legal Medicine Perspectives* (Official Publication of the American College of Legal Medicine)
- 1991-2006 Editorial Board, *Medical-Legal Lessons* (Official Publication of the American College of Legal Medicine)
- 1998-2005 Editorial Board, *The Forensic Echo* (Monthly Newsmagazine of Psychiatry, Law & Public Policy)
- 2010 Editorial Advisory Board, *Medical/Legal Studies*, (Electronic Journal of the Social Science Research Network)
- 2010 Editorial Board, *American Journal of Clinical Medicine* (Official Publication of American Association of Physician Specialists, Inc.)
- 2011-2012 Reviewer, *The New England Journal of Medicine*
- 2011-2015 Editorial Board, *Journal of South India Medicolegal Association* (Official Publication of the South India Medicolegal Association)

CYRIL H. WECHT, M.D., J.D.
900 FIFTH AVENUE
SUITE 505
PITTSBURGH, PENNSYLVANIA 15219
(412) 281-9090
FAX (412) 261-3650
EMAIL wechtpath@cyrilwecht.com

FORENSIC PATHOLOGY
LEGAL MEDICINE

PRIVILEGED & CONFIDENTIAL

ATTORNEY WORK PRODUCT

April 21, 2021

Jed Stone, Esquire
JED STONE & ASSOCIATES, LTD
415 West Washington Street – Ste 107
Waukegan, IL 60085

Re: People of the State of Illinois v. Marni Yang

Dear Mr. Stone:

Pursuant to your request, I have reviewed the following materials provided to me in the matter referenced above:

1. Coroner's Office Data Sheet Narrative
2. Autopsy Report
3. Autopsy Photographs
4. Scene Photographs
5. Marni Yang's Post Conviction Petition of Actual Innocence
6. Lake County Major Crime Task Force Records
7. Northeastern Illinois Regional Crime Laboratory Report (Defendant's Exhibit 2)
8. Independent Forensics Test Report (Defendant's Exhibit 3)
9. Shell Video Analysis Report (Defendant's Exhibit 4)
10. Primeau Forensics Report (Defendant's Exhibit 5)
11. Report from Daniel J. Conidi (Defendant's Exhibit 10)
12. Suppressor Forensic Analysis Report (Defendant's Exhibit 11)
13. Expert Report from Larsen Forensics & Associates, Inc. (Defendant's Exhibit 44)

14. Statement of Sal Devera
15. Primeau Forensics Report (Defendant's Exhibit 21)

On October 4, 2007, Rhoni Reuter, a 42-year-old white pregnant female, was shot and killed in her apartment at 441 Elm Street in Deerfield, Illinois. After a jury trial, Marni Yang was convicted of the murders of Rhoni Reuter and Ms. Reuter's unborn child.

Manuel Montez, M.D., performed an autopsy on Rhoni Reuter for the Lake County Coroner's Office on October 4, 2007, at 4:15 PM, which documented the following:

Anatomic Diagnoses:

- I. Multiple gunshot wounds (7):
 - a. Perforating gunshot wound of head:
 - i. Perforations of scalp, subgaleal tissues, mouth, tongue, concussive skull fractures, laceration of brainstem, atlanto-occipital joint fracture dislocation, and concussive contusions of brain.
 - b. Perforating gunshot wound of chest and left shoulder:
 - i. Perforations of soft tissue and muscle.
 - ii. Concussive contusion of left lung.
 - c. Penetrating gunshot wound of abdomen:
 - i. Perforations of small intestines, gravid uterus, and muscle.
 - ii. Hemoperitoneum (500 mL).
 - d. Perforating gunshot wound of abdomen:
 - i. Perforations of small intestines, gravid uterus, and fetus:
 1. Intrauterine fetal demise of normally developed 6-7 months gestation female fetus, 1385 gm
 - ii. Hemoperitoneum.
 - e. Penetrating gunshot wound of back and abdomen:
 - i. Perforations of pelvic bone, small intestines, gravid uterus, placenta, and fetus:
 1. Intrauterine fetal demise of normally developed 6-7 months gestation female fetus, 1385 gm.
 - ii. Hemoperitoneum.

- f. Penetrating gunshot wound of right buttock:
 - i. Perforations of muscle and pelvic bone.

- g. Penetrating gunshot wound of left forearm:
 - i. Perforations of muscle and soft tissues.

- II. Intrauterine pregnancy:
 - a. Normally developed female fetus, 6-7 months gestation, 1385 gm.
 - b. Normally developed placenta and umbilical cord.

The body was that of a well-developed white female, weighing approximately 145 pounds and measuring approximately 5 feet 9 inches in length, appearing the recorded age of 42 years. There were multiple blunt force injuries of the head. There were seven gunshot wounds of the body: four penetrating wounds and three perforating wounds, subsequently labeled A through G. The entrance wounds were not associated with any stippling or fouling of the adjacent skin. Powder residue was not present in any wound tracks.

Wound A: the entrance wound of the left occipital region of the head was just behind the ear, at the level of the earlobe, above the hairline, 5 inches below the top of the head and 2.5 inches left of the midline. It was a $\frac{3}{4}$ inch diameter oval perforation with a $\frac{1}{16}$ to $\frac{1}{4}$ inch circumferential rim of abrasion, greatest along the one o'clock to three o'clock margin. There was a 2.5 inch x 2 inch blue contusion between the ear and the anterior margin of the entrance wound. After perforating the scalp, the bullet perforated the subgaleal tissues deep to the left posterior fossa floor, soft tissues of the left side of the neck, mouth, tongue, and floor of the mouth before exiting. The exit wound was a $\frac{3}{4}$ inch stellate laceration with dried edges just under the chin, right of midline. It was 8.5 inches below the top of the head and $\frac{1}{2}$ inch right of midline. No bullet was recovered. The direction of the bullet was back to front, left to right, and downward. The wound track was associated with marked hemorrhage. There were concussive fractures of the floor of the left posterior fossa which propagated to the left side of the wall of the foramen magnum. The brainstem was partially lacerated just inside the foramen magnum. There was a complete fracture dislocation of the atlanto-occipital joint. There was crepitus upon movement of the head. There were multiple concussive cerebral cortical contusions of the inferior aspects of the occipital poles and left side of the cerebellum. There was moderate hemorrhage associated with the tongue perforation and minimal blood in the mouth.

Wound B: a gunshot entrance wound of the left side of the chest was present in the infraclavicular region, 13.5 inches below the top of the head and 2.5 inches left of midline. It was a 1.25 inch diameter oval horizontal perforation with a $\frac{3}{4}$ inch abrasion along the medial margin. The entrance wound was centered in a 5 inch x 4 inch blue contusion. After perforating the skin, the bullet perforated soft tissues and muscle of the left anterior chest wall, left shoulder and left upper arm before exiting. The exit wound was a $\frac{1}{2}$ inch torn defect on the anterior aspect of the

proximal left upper arm, 15 inches below the top of the head and 7.5 inches left of midline. No bullet was recovered. The direction of this bullet was front to back, right to left, and downward. The wound track was associated with moderate hemorrhage. The left chest cavity was without perforation but there was a large concussive contusion of the upper lobe of the left lung.

Wound C: a gunshot entrance wound of the abdomen was in the mid upper quadrant, 23.75 inches below the top of the head and ½ inch left of midline. It was a ¼ inch diameter, circular perforation with a 1/32 inch circumferential rim of abrasion. After perforating the skin, the bullet entered the abdominal cavity and perforated multiple loops of small intestine, left superior edge of the uterus, left psoas muscle and musculature of the left lower back, deep to the left pelvic bone, before lodging. The bullet was deformed, jacketed, and of medium caliber. It traveled front to back, downward, and right to left. The wound track was associated with moderate subcutaneous hemorrhage. There was approximately 400 mL of liquid bloody fluid in the abdominal cavity. There was moderate hemorrhage associated with the uterine perforation. The wound track did not involve the fetus.

Wound D: a gunshot entrance wound of the abdomen was in the right upper quadrant, 27 inches below the top of the head and 4 inches right of midline. It was a ¼ inch diameter round perforation with a 1/16 to ¼ inch circumferential rim of abrasion, greatest along the eight o'clock to eleven o'clock margin. After perforating the skin, the bullet entered the abdominal cavity and perforated multiple loops of small intestine, anterior wall of the uterus, creating a 10 cm x 5 cm perforation, and a 6-7 months gestation female fetus, before exiting the abdominal cavity through the left upper quadrant. The exit wound was a ½ inch oval torn defect, centered in a 3 inch x 3 inch pink contusion. The exit wound was 26.5 inches below the top of the head and 4 inches left of midline. No bullet was recovered. The bullet traveled right to left and slightly upward. The wound track was associated with moderate subcutaneous hemorrhage. There was approximately 500 mL of liquid bloody fluid in the abdominal cavity. There were multiple perforating injuries of the fetus.

Wound E: a gunshot entrance wound of the lateral right lower back was 29 inches below the top of the head and 6 inches right of midline. It was a 3/16 inch diameter circular perforation with a 1/8 inch circumferential rim of abrasion. After perforating the skin and soft tissues of the back, the bullet perforated the right pelvic bone and entered the abdominal cavity, perforating multiple loops of small intestine and lower right posterior wall of the uterus, near the cervix, creating a 1 inch perforation. As the bullet entered the uterus, it perforated the placenta, fetus, and then the left anterior wall of the uterus, creating a 1 cm perforation. The bullet continued through the abdominal cavity and lodged in the left anterior abdominal wall. The subcutaneous bullet lodgment site was identified as a 1 inch faint contusion in the left lower quadrant of the abdomen, centered 29 inches below the top of the head and 2.75 inches left of midline. The bullet was deformed, jacketed, and of medium caliber. The bullet traveled back to front and right to left. The wound track was associated with moderate subcutaneous hemorrhage. There was approximately 500 mL of bloody fluid in the abdominal cavity. There were multiple perforating injuries of the fetus and placenta.

Wound F: a gunshot entrance wound of the lateral lower right buttock was 35.5 inches above the right heel and 7 inches right of midline. It was a ¼ inch diameter oval perforation with a 1/16 inch to 1/8 inch circumferential rim of abrasion, greatest along the posterior margin. After perforating the skin and muscle of the right buttock, the bullet lodged in the posterior aspect of the top of the right pelvic bone. The bullet was deformed, jacketed, and of medium caliber. The bullet traveled back to front, upward, and right to left. The wound track was associated with mild hemorrhage.

Wound G: a gunshot entrance wound of the anterior aspect of the left mid-forearm is 30 inches below the top of the head and approximately 10 inches left of midline. It was a 1 inch diameter oval perforation with a 1/16 inch to ½ inch circumferential rim of abrasion, greatest along the superior margin. After perforating the skin, the bullet created a 1.5 inch subcutaneous wound track through the soft tissues and muscle of the forearm before creating an incomplete exit wound, located over the anterior medial aspect of the distal left forearm. The incomplete exit wound was a ½ inch stellate laceration located 31.5 inches below the top of the head and approximately 9 inches left of midline. Just inside the exit wound was a deformed, jacketed, medium caliber bullet. There was a ½ inch contusion of the skin between the entrance and exit wounds. The bullet traveled downward and left to right. The wound track was associated with mild hemorrhage. Manipulation of the left upper extremity permitted gunshot wound G of the left forearm to be aligned with the exit wound from gunshot wound D, suggesting that the two wound tracks were caused by the same bullet.

There was an ill-defined, faint contusion of the medial aspect of the left lower eyelid, measuring approximately ¾ inch. There was a ¼ inch red dried abrasion of the right upper lip. There was a ½ inch red dried abrasion of the right lower lip. There was a 1 inch dried faint abrasion overlying the lower lateral orbital ridge of the left eye. There were two dried red abrasions over the right side of the chin, 1/8 inch and ¼ inch, respectively.

The fetus sustained two gunshot wounds that resulted in multiple perforating injuries that caused her intrauterine demise. The fetus was autopsied separately and given its own autopsy report.

Cause of death: multiple gunshot wounds (7).

Review of Autopsy and Scene Photographs findings: similar to those discussed in the autopsy report.

Coroner's Office Data Sheet Narrative revealed the following:

On October 4, 2007, Deputy Coroner Michael Reid was contacted by the police and reported to a condominium complex in Deerfield at approximately 11:15 AM. The decedent had been identified as Rhoni Reuter and was found in the kitchen of her residence. She was lying face

down in a pool of blood, with her feet pointing towards the sink area and her head closer to the refrigerator. There were numerous shell casings and unspent rounds on the floor, as well as one shell casing outside the kitchen door in the outer hallway. There was no indication of a struggle or any apparent missing items in the upstairs areas. The coroner noted that Ms. Reuter's appearance was consistent with pregnancy. There were several gunshot wounds noted on the body.

Lake County Major Crime Task Force Records revealed the following:

On October 4, 2007, around 8:00 AM, police responded to 441 Elm Street in Deerfield, Illinois for a report of homicide. Officers found Ms. Reuter, who had been shot approximately 7 times, in her home. Forensic evidence indicated that a 9 mm handgun was used. Both Ms. Reuter and her unborn child were pronounced dead at the scene. Investigation revealed that Shaun Gayle was the father of Ms. Reuter's unborn child. Mr. Gayle had also dated Marni Yang. Police believed that Ms. Yang was upset upon learning that Ms. Reuter was pregnant with Mr. Gayle's child. They discovered that on October 3, Ms. Yang rented a 2008 Volkswagen Rabbit and returned the car on October 4 at approximately 9:24 AM.

On October 4, Manda Cameron called the police after learning of the homicide that afternoon. She reported seeing a suspicious subject earlier in the morning as she left for work. She lived in the 433 building and left for work around 7:52 AM when she saw a black male, wearing a dark-colored velour sweat suit, walking at a fast pace. He was approximately 5'7" to 5'8" tall and appeared to be in his mid-twenties. On January 1, 2008, police returned to show Ms. Cameron a photo of Marni Yang. Ms. Cameron indicated that Ms. Yang's jaw line, neck, and skin were the same as the subject she reported seeing on October 4, 2007.

Police noted that on August 4, 2007, Ms. Yang purchased tools from Home Depot including a hacksaw, duct tape, and utility knife. She also purchased a book titled "How to Make Disposable Silencers" on that same day.

On February 27, 2009, police took a statement from Christi Paschen, who reported she had known Ms. Yang for several years. She knew that Ms. Yang had been in a relationship with Shaun Gayle. On October 4, 2007, Ms. Yang called her to come to her residence in Arlington Heights. Ms. Yang told Ms. Paschen that she put on a black wig, disguised her face with makeup, and drove a rented car to Ms. Reuter's apartment. She shot Ms. Reuter several times, ran out of the building through the parking lot to her car, and disposed of the gun.

On February 28, Ms. Paschen gave another statement. She reported that on October 3, 2007, Ms. Yang came to her apartment in Arlington Heights and told her she was going to kill Ms. Reuter. When Ms. Paschen woke up at 8:15 AM the next morning, Ms. Yang had left the apartment.

Independent Forensics Test Report (Defendant's Exhibit 3) revealed the following:

Rhoni Reuter was assumed to be a potential contributor to DNA data generated from the 9 mm live rounds and kitchen door knobs. Marni Yang was excluded as a contributor to the DNA profiles generated from the 9 mm live rounds. Ms. Yang was also excluded as a contributor of the single reproducible allele generated from the kitchen door knob from outside.

Shell Video Analysis Report (Defendant's Exhibit 4) revealed the following:

Arthur H. Borchers, a specialist in forensic investigation, reviewed the video from the Shell gas station at 655 Waukegan Road, which police used to positively identify Ms. Yang's rental car. He concluded that the resolution of the gas station video rendered it useless in making any identification of the Yang rental vehicle as actually driving through the intersection. The images captured were visually distorted and did not contain sufficient detail that could allow an actual identification. Visual details of the Yang rental car did not correspond to the images captured where taillights would be expected to be read and the VM emblem on the back of the car was not visible. Based on the Deerfield Fire Department response captured on the video, there seemed to be an error between the actual time of events and the displayed time on the video of approximately 99 minutes.

Primeau Forensics Report (Defendant's Exhibit 5) revealed the following:

Michael Primeau, an audio and video forensic expert, performed a forensic video enhancement investigation and concluded that the methodology used to identify the vehicle in the digital video evidence titled "Cam01[07_00_00-08_30_01].avi" was not accurate and not an acceptable method in the scientific community. In creating his own clarified version of the evidence image titled "475crop.jpg," Mr. Primeau was able to reproduce the enhancements and arrived at the same conclusion. The vehicle displayed in the image was not a 2008 Volkswagen Rabbit GTI.

Report from Daniel J. Conidi (Defendant's Exhibit 10) revealed the following:

Daniel J. Conidi, a firearms expert, investigated whether the specific parts purchased by Marni Yang could possibly be made into a workable suppressor (silencer) for a firearm previously owned by her identified as a Beretta 92FS semi-automatic pistol. He was ultimately unable to find a method to attach a suppression device to the Beretta in a manner that would be practical or usable because there was not enough barrel material extending past the slide that would allow this.

Suppressor Forensic Analysis Report (Defendant's Exhibit 11) revealed the following:

Arthur H. Borchers, a forensic reconstructionist, concluded that a standard Beretta 92 barrel was incapable of accepting an improvised suppressor of any design like those illustrated in the *How to Make Disposable Silencers: A Complete Guide* recovered from Marni Yang. Based on the appearance of Ms. Reuter's shirt and the appearance of the gunshot wounds, he concluded that there was no forensic evidence to support the theory that a suppressor or silencer was used on the firearm that was used to kill Ms. Reuter.

Expert Report from Larsen Forensics & Associates, Inc., (Defendant's Exhibit 44) revealed the following:

John Louis Larsen, a specialist in forensics investigation, reviewed materials related to the shooting incident of Rhoni Reuter and concluded that the shooter was approximately 5 feet 10 inches or more in height. He stated that Marni Yang, at a height of 5 feet, could not have been the shooter. Based on the placement of wound B (as labeled per the autopsy report), Mr. Larsen concluded that Ms. Reuter was slightly turned away from the door entrance to her left side. As the shooter stepped into the kitchen, the shooter discharged the first shot (wound B) striking her in the upper left chest. The force of this shot, along with Ms. Reuter's attempt to turn away from the shooter, sent her body into a counter-clockwise turning motion, which exposed her right side for the next series of gunshot wounds. The next gunshot wounds were D and G, followed by E and F. Wound F caused Ms. Reuter to buckle and bend, followed by wound C, and finally wound A. Throughout Ms. Reuter's movement, the shooter was also moving deeper into the kitchen in a northeasterly direction, as seen by the projectile recovered from the kitchen garbage can. Based on Mr. Larsen's laser studies, the first shot (wound B) could only have been generated by someone who was at least 5 feet 10 inches tall.

Statement of Sal Devera revealed the following:

Sal Devera was in a relationship with Marni Yang from 2002 to 2005. On October 4, 2007, he received a phone call from Ms. Yang about her car battery. He originally taught her how to shoot on an amateur level at a firing range. He believed that she was sufficiently proficient to use a gun but not proficient enough to clear jams in a rapid manner.

Primeau Forensics Report (Defendant's Exhibit 21) revealed the following:

Michael Primeau, an audio and video forensic expert, performed an audio investigation of recordings preserved in evidence lockup to determine the authenticity of the events that transpired as they were originally recorded. He concluded that the wire tap room recordings were mishandled and were not an authentic representation of the events as they occurred. He opined that the Denny's recordings displayed inconsistencies with what he would expect to see from an original recording created on the Olympus DS 30 recorder.

MEDICOLEGAL QUESTIONS

1. What was the cause of Rhoni Reuter's death?

Rhoni Reuter died from multiple gunshot wounds.

2. What position was Rhoni Reuter in when she was shot in the chest (wound B from coroner's report)?

One bullet entered the body at the left infraclavicular region, 13.5 inches below the top and exited on the anterior aspect of the proximal left upper arm, 15 inches below the top of the head. The bullet travelled 1.5 inches downward. The bullet traveled front to back, right to left, and downward. The large rim of abrasion indicates that the bullet grazed along the skin as it entered the body and traveled toward the left.

The angle that this bullet traveled downward is consistent with Ms. Reuter being in a standing position when she was shot.

3. What position was Rhoni Reuter in for the last shot (wound A from the coroner's report)?

The bullet entered the left occipital region of the head behind the ear at the level of the earlobe, 5 inches below the top of the head. The bullet exited the body just under the chin to the right of midline, 8.5 inches below the top of the head. The direction of the bullet was back to front, left to right, and downward. The location of the entrance and exit wound as well as the bullet track is consistent with Mr. Reuter having her body facing away from the shooter with her head turned toward the left toward the shooter.

4. What were the ages of the blunt force injuries on Rhoni Reuter's face?

The contusion of the medial aspect of the left lower eyelid measured approximately $\frac{3}{4}$ inch and had a blue to purple color. Inasmuch as there was no injury to the orbital plates associated with the gunshot wound of the head, this injury is indicative of a separate blunt force impact. The color of the hemorrhage indicates that the injury was recent and was sustained within a couple to a few days before her death. The $\frac{1}{4}$ inch red dried abrasion of the right upper lip, the $\frac{1}{2}$ inch red dried abrasion of the right lower lip, and the two dried red abrasions over the right side of the chin measuring $\frac{1}{8}$ inch and $\frac{1}{4}$ inch, respectively, were consistent with blunt force injuries sustained while the decedent was alive and were injuries that were sustained from an impact separate from the gunshot wounds. The features of the injuries indicate that they were recent injuries and were sustained within hours to a couple of days before her death. The 1 inch dried faint abrasion overlying the lower lateral orbital ridge of the left eye had a translucent appearance and was consistent with a postmortem change related to the positing of her body when she died.


Jed Stone, Esquire
April 21, 2021
Page 10

**PRIVILEGED & CONFIDENTIAL
ATTORNEY WORKPRODUCT**

OPINION

Following my review of the materials provided, it is my opinion, expressed with a reasonable degree of medical certainty, that Rhoni Reuter died from multiple gunshot wounds. The locations of the gunshot wounds A and B, the paths the bullets traveled, and the angles of the bullet tracks are consistent with Ms. Reuter being in a standing position when she was shot. Furthermore, the features of gunshot wound A are consistent with Ms. Reuter having her back toward the shooter and having her head turned toward the left and toward the shooter. The features of the hemorrhage beneath her left eye and the abrasions on her face were indicative of recent blunt force injuries that were sustained before death and are consistent with having been sustained within a couple to a few days before her death. The subcutaneous hemorrhage beneath her left eye is consistent with a blunt force impact not related to the gunshot wound of her head.

Very truly yours,



Cyril H. Wecht, M.D., J.D.

CHW/srw



The American Board of Pathology

Rebecca L. Johnson, M.D.
Chief Executive Officer

May 5, 2021

Board of Trustees

Edward R. Ashwood, M.D.
Aurora, Colorado
President

Jeffrey D. Goldstein, M.D.
Los Angeles, California
Vice President
Treasurer

Ritu Nayar, M.D.
Chicago, Illinois
Secretary

Steven H. Swerdlow, M.D.
Pittsburgh, Pennsylvania
Immediate Past President

Kathleen G. Beavis, M.D.
Chicago, Illinois

Constance M. Filling, Ed.D.
Washington, District of Columbia

Susan A. Fuhrman, M.D.
Columbus, Ohio

Mark K. Fung, M.D., Ph.D.
Burlington, Vermont

Mohiedean Ghofrani, M.D., M.B.A.
Vancouver, Washington

Eric F. Glassy, M.D.
Rancho Dominguez, California

Karen L. Kaul, M.D., Ph.D.
Evanston, Illinois

Barbara A. Sampson, M.D., Ph.D.
New York, New York


Matthew J. Wasco, M.D.
Ann Arbor, Michigan

MSI Detective Agency
Attn: Steve LaPino
2406 W. Fullerton
Chicago, IL 60647

To Whom It May Concern:

Dr. Manuel Raul Montez is not a diplomate of the American Board of Pathology and has not been certified by the Board.

Sincerely,


Rebecca L. Johnson, M.D.
Chief Executive Officer

RLJ/rh

SEAL

