

# Block Party

## NATIONAL HEALTH STANDARD SKILLS

- Use interpersonal communication skills to support health and well-being of self and others.

## MATERIALS NEEDED

- Block Party Cards  
<https://edushare.org/58>
- 12 colored blocks per team of 4
  - 2 red
  - 2 green
  - 2 yellow
  - 2 blue
  - 2 purple
  - 2 orange
    - Substitute small colored sheets of paper for blocks

## PREPARATION

- Print the block party cards and place each one inside a numbered envelope (1-16).
- Create 12 block sets (two of each color) for each team and place them in ziplock bags.
- Label each colored block with the first letter of its color to help all students easily distinguish between the six colors.

## STUDENT EXPLANATION

Effective communication is key to building strong connections with others and making sure your message is understood.

When you are giving directions or sharing information, being clear and concise helps avoid confusion and makes it easier for others to follow along.

At the same time, effective communication is not just about talking; it is also about listening. Actively listening to others shows respect and helps you understand their perspective, which is essential for any great conversation or teamwork.

Today, you will practice strengthening both sides of communication to help you succeed in all areas of life!

## ACTIVITY DIRECTIONS

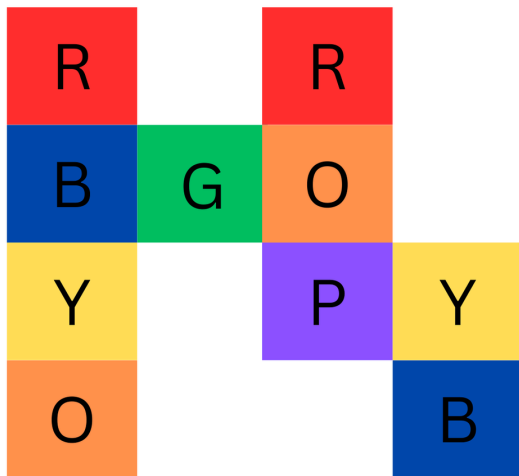
- Organize students into teams of 3-4 members each.
- Provide each team with 12 colored blocks. Ensure each set includes:
  - 2 green blocks
  - 2 red blocks
  - 2 blue blocks
  - 2 purple blocks
  - 2 yellow blocks
  - 2 orange blocks
- Position the Block Party Card patterns away from the teams. Suitable locations include against a side wall or at a distance that requires movement to view the patterns.
- Each team selects one member to act as the "engineer."
- Tell students, "An engineer designs and plans structures like buildings, houses, bridges, and other projects, working closely with project managers to ensure their designs are executed effectively."

# Block Party


## ACTIVITY DIRECTIONS Continued

- The engineer's responsibility is to guide their team in replicating the designated block pattern to successfully build their structure.
- Assign a block party design to each engineer.
- Engineers are prohibited from physically interacting with the blocks. This includes pointing at or touching the blocks.
- Each engineer runs to their assigned block pattern, memorizes the layout, and then returns to their team to provide verbal instructions on how to replicate the pattern.
- Team members follow the engineer's directions to assemble the blocks into the correct pattern.
- Engineers are permitted to make multiple trips to view their pattern, ensuring they can give accurate and helpful directions to their team.
- Once a pattern is successfully replicated, the team selects a new engineer and prepares to replicate a new block pattern. Repeat the process for each new pattern and engineer.
- Block Party Tips:
  - Encourage clear and concise communication from coaches.
  - Foster teamwork by having team members actively listen and collaborate on solving the pattern.
  - Ensure fairness by rotating the coach role, giving each team member a chance to lead.

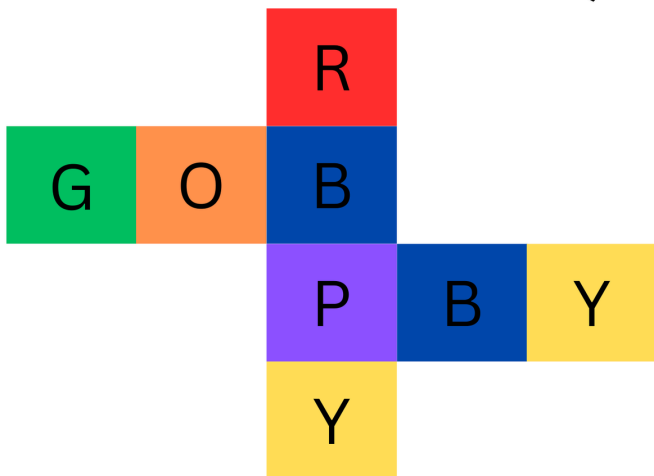
# Block Party



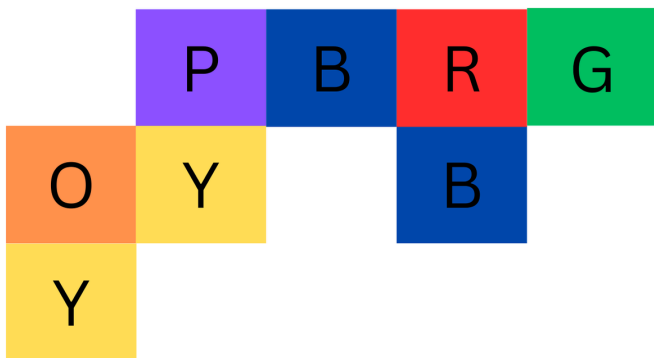
# Block Party




# Block Party



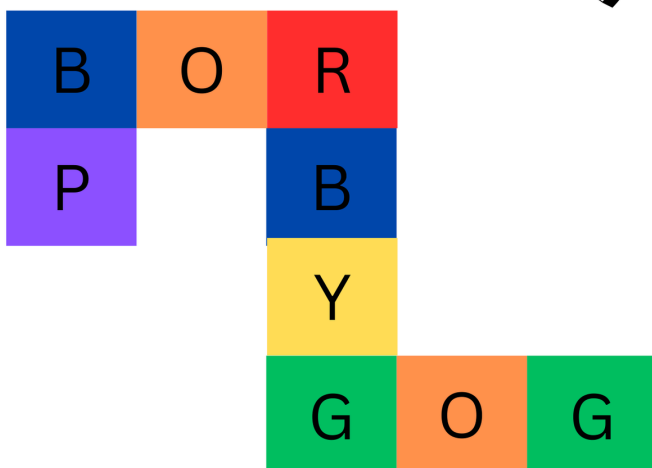
# Block Party




# Block Party



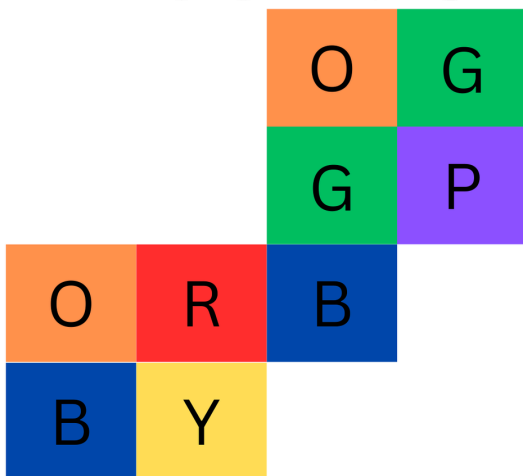
# Block Party



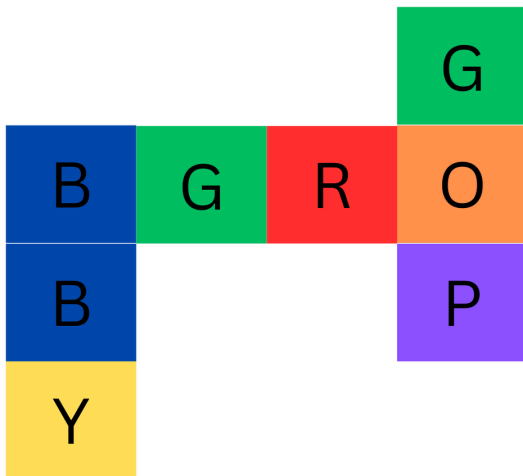
# Block Party



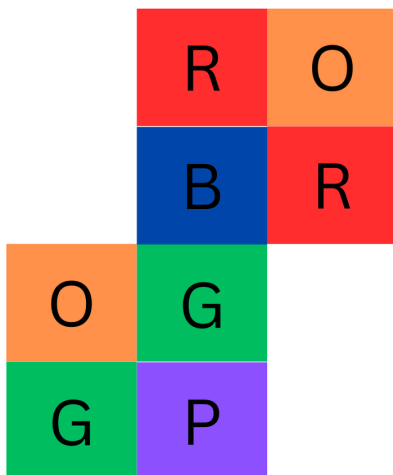
# Block Party



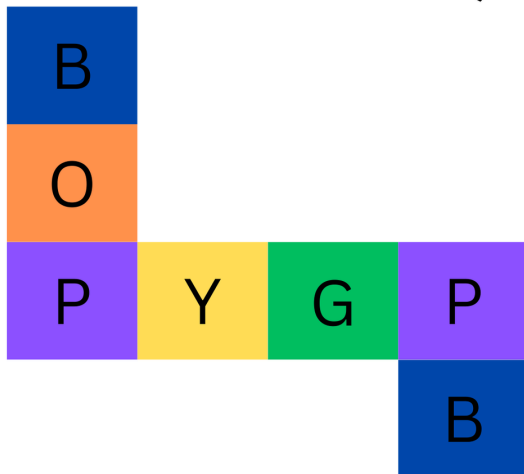
# Block Party



# Block Party



# Block Party

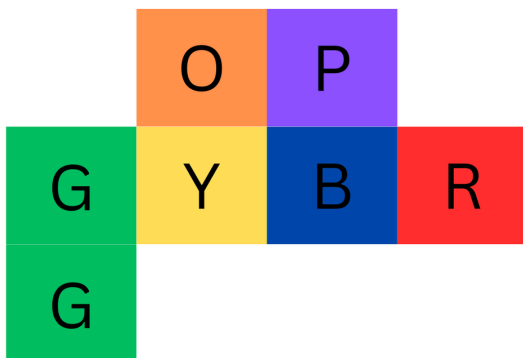


# Block Party





# Block Party



# Block Party

