



workdaycare.org

Empower your team with customized employee care services designed to boost growth, retention, and productivity—nurturing each individual, from top leaders to every employee.



WORKDAY
CARE

C.A.R.E.—Your People-Culture Support


Welcome to **Workday Care**, where our focus is on supporting all workers, with special attention ensuring lasting success for every role.

We provide **C.A.R.E.**, a workday support approach grounded in our core values: **Caring, Aligning, Resourcing, and Empowering.**

Our mission is to foster resilient workday where every employee feels valued, motivated, and empowered to thrive—through intentional care, one leader and one employee at a time.

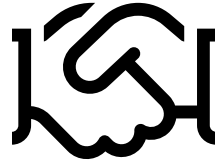
Connect with Joel via email at joel.workdaycare@gmail.com or (872) 444-6948 to tap into expert advice and guidance. Virtual Meetings by Zoom can be scheduled.

Our C.A.R.E. Approach




Caring

Compassionate support through
chaplaincy care




Aligning

Values-driven strategies for resilient work
culture



Resourcing

Tools for growth, coaching, and
professional development



Empowering

Talent retention through proactive care
and coaching



Work-Life Balance Strategies



Customized Balance Frameworks

Tailored solutions for diverse work environments and team needs.



Time Management Coaching

Practical boundary-setting techniques for sustainable productivity.



Employee Care

Supporting employees through every life stage by offering consistent, compassionate care that helps employers prioritize their people.



Scope of Services for Employers and Employees



Coaching

Personalized development for leaders at all levels.



Goal Setting

Structured accountability systems for measurable progress.



Conflict Management

Strategies to navigate change and resolve workplace tensions.



Chaplain care

Providing chaplain care for employees in the workplace for those encountering difficulties, family concerns, and life challenges.

Employee Care

On-site & Virtual Care

Flexible consultation options to meet employees where they are.

Monthly visits tailored toward business size

Presence designed to help every employee with their workday.

Tailored Growth Initiatives

Personalized coaching to support each employee's unique journey.





Chaplain Service Outcomes

Confidential Listening

Non-judgmental support for personal and professional challenges.



Guidance Support

Care presence for all life-stages of employees' situation on-boarding, growth, crisis, retirement and termination.

Community Building

Regular presence establishing trust and connection among your core asset—people.



Our Service Packages

Package Name	Onsite Visits	Virtual Sessions	Monthly Price	Intended For
Basic Care	1 hr every 2 months	On-demand group sessions	\$500/mo.	Micro/small businesses
Foundational Care	2 hrs. monthly	1 virtual session	\$850/mo.	Small teams (10–14 employees)
Core Care	4 hrs. monthly	2 virtual sessions	\$1,500/mo.	15–24 employees
Premium Care	8 hrs. monthly	Weekly virtual sessions	\$2,000/mo	25–50 employees
Enterprise Care	16+ hrs. monthly	Unlimited virtual	Starts at \$3,500/mo	51+ employees – custom pricing

Extra Services

Add-on	Price
Extra Chaplain Visit	\$400
Group Coaching Session	\$500
Emergency Visit (48h response)	\$600
Staff Retreat (Half Day)	\$2,000
Conflict Resolution & Arbitration	Custom Pricing
Onsite presence for specialized needs	\$700



Outcome for Employer and Employee



WORKDAY CARE



Improved Morale

Employees feel valued and supported



Increased Productivity

Balanced teams achieve more sustainable results



Enhanced Retention

People stay where they feel cared for



Stronger Culture

Organizations thrive with aligned values and purpose