

# Principles of Digital Photography

Digital Photography

# er Photos

photography make

- Composition of difference.



# Which principle?



Balance



# Which Principle?



Rule of Thirds

# Which principle?



Get in Close

# How do these principles...

- Make a picture look better
- Frame the subjects
- Fill the “page”
- Make you feel
- Look bright and colorful
- Make photographs more interesting
- Change your perspective



# Which Principle?



# Which principle?



Shallow DOF



# Which principle?



# Which Principle?



LEADING LIINES


# Which Principle?

Emotion





# Which Principle?



**Side Lighting**

# Which Principle?




# Can I make my own photos better?

- YES YES AND YES
- Use the principles to guide your decisions when taking photos
- Compose your photos
  - Get in Close
  - Rule of Thirds
  - Focal Point
- Remember always shot LOTS of photos




# Which principle?

## Contrast



Which principle?

Leading Lines



# Which Principle?



Texture



# Project

You will choose 4 of the 23 Principles from the list provided. You must show your understanding of these principles by taking photos and answering several questions.

We will begin this project on Monday.