


# Course Outline Arabic 1A

Last Updated  
January 2024

## Course Information

<b>Levels</b>	1A
<b>Prerequisite</b>	nil
<b>Learning Mode</b>	Online/ Onsite
<b>Duration</b>	4 Terms (Approx)



ARABIC UNCOVERED.

info@arabiclanguage.com.au | M +61 434 675 955 | www.arabiclanguage.com.au

## Course Summary

This foundational course is designed for students aiming to achieve proficiency in spoken and written Arabic at a beginner level. It centres on Modern Standard Arabic (MSA), the universally accepted communication medium in Arabic. Throughout the classes, your tutor may briefly cover some colloquial Arabic phrases to prepare you for real-world scenarios. Unlike specific dialects, MSA is key to understanding various Arabic dialects across multiple Arab countries and comprehending Arabic texts.

The course is designed to equip you with an essential beginner-level understanding of Arabic, preparing you for subsequent levels, starting with level 2 and beyond.

## Course Objectives

**This course aims to empower students with the following:**

1. Proficiency in communication through both written and spoken Arabic, fostering interaction with fellow Arabic speakers.
2. Cultivation of an understanding and appreciation for the rich heritage and culture of Classical Arabic traditions.

## Course Learning Outcomes

**Upon completing this course (1A, 1B and 1C), students will be able to:**

1. Read simple words consisting of three to four letters, incorporating short and long vowel sounds.
2. Engage in Arabic conversations using fundamental and simple phrases.
3. Write basic words & phrases through guided dictation (Spelling) exercises.

## Student Expectations

**Students must follow up with the following Tasks:**








1. Weekly Home Reading Practice
2. Homework Activity Exercises

ARABIC UNCOVERED.

info@arabiclanguage.com.au | M +61 434 675 955 | www.arabiclanguage.com.au

## Arabic Reading Progression Levels – Overview

Students will advance through various reading levels, gradually achieving a fluent level of reading proficiency.

	Level 1	Level 2	Level 3	Level 4	Level 5	Level 6	Level 7	Level 8	Level 9
Vowels									

## Assessments

Following the completion of each level, a brief diagnostic assessment will be conducted.

## Learning Resources

<b>Conversation</b>	In-class Slides/ Activities
<b>Reading</b>	Slides/Video learning
<b>Writing</b>	Goodword Arabic Writing book, alternatively printed sheets.

## Course Structure

YEAR 1 - TERM 1			
	Conversation	Reading - Sounds	Writing
1	<b>Meeting &amp; Greeting</b> - Roleplay Dialogue	Intro to Arabic - Vowels system in Arabic Pronounce fat'ha Vowels whilst applied to: أ ب ت ث Recognise the different 3 parts of the letter	Trace letters in Isolated form: أ ب ت ث Trace letters of their 3 positions
2	<b>Occupations</b> - Roleplay Dialogue	Pronounce fat'ha vowel whilst applied to letters: ج ح خ Recognise the 3 different parts of the letter	Trace letters in Isolated form: ج ح خ Trace letters of their 3 positions
3	<b>My Family</b> - Roleplay Dialogue	R1.2.3 Pronounce fat'ha vowel whilst applied to letters: د ذ Recognise the 2 different parts of the letter	Trace letters in Isolated form: د ذ Trace letters of their 3 positions
4	<b>At the Bookshop</b> - Roleplay Dialogue	R1.2.4 Pronounce fat'ha vowel whilst applied to letters: ر ز Recognise the 2 different parts of the letter	Trace letters in Isolated form: ر ز Trace letters of their 3 positions
5	<b>Holiday- Roleplay Dialogue</b>	R1.2.5 Pronounce fat'ha vowel whilst applied to letters: س ش Recognise the 3 different parts of the letter	Trace letters in Isolated form: س ش Trace letters of their 3 positions
6	<b>At the Restaurant</b> - Roleplay Dialogue	R1.2.6 Pronounce fat'ha vowel whilst applied to letters: ص ض Recognise the 3 different parts of the letter	Trace letters in Isolated form: ص ض Trace letters of their 3 positions
7	<b>Health</b> - Roleplay Dialogue	R1.2.8 Pronounce fat'ha vowel whilst applied to letters: ط ظ Recognise the 3 different parts of the letter	Trace letters in Isolated form: ط ظ Trace letters of their 3 positions
8	Role Play	Revision & Quiz	Quiz - Dictation Test

ARABIC UNCOVERED.

YEAR 1 – TERM 2			
	Conversation	Reading – Sounds	Writing
1	<b>Media</b> – Roleplay Dialogue	Pronounce fat’ha vowel whilst applied to letters: ع غ Recognise the 3 different parts of the letter	Write letters in Isolated form: ع غ Trace letters of their 3 positions
2	<b>Jobs &amp; Occupations</b> – Roleplay Dialogue	Pronounce fat’ha vowel whilst applied to letters: ف ق Recognise the 3 different parts of the letter	Trace letters in Isolated form: ف ق Trace letters of their 3 positions
3	<b>Sudying</b> – Roleplay Dialogue	Pronounce fat’ha vowel whilst applied to letters: ك ل Recognise the 3 different parts of the letter	Trace letters in Isolated form: ك ل Trace letters of their 3 positions
4	<b>Finances</b> – Roleplay Dialogue	Pronounce fat’ha vowel whilst applied to letters: م ن Recognise the 3 different parts of the letter	Trace letters in Isolated form: م ن Trace letters of their 3 positions
5	<b>Holiday</b> – Roleplay Dialogue	Pronounce fat’ha vowel whilst applied to letters: ه و Recognise the 3 different parts of the letter	Trace letters in Isolated form: ه و Trace letters of their 3 positions
6	<b>At the Restaurant</b> – Roleplay Dialogue	Pronounce fat’ha vowel whilst applied to letters: ي Recognise the 3 different parts of the letter	Trace letters in Isolated form: ي Dictation Revision of All Letters
7	<b>Health</b> – Roleplay Dialogue	Introduce Khasra vowel Pronounce Khasra vowel whilst applied to letters: أ ب ث ث Recognise the 3 different parts of the letter	Join letters of group 1: ب ب ت ث ر ن ي
8	Role Play	Revision & Quiz	Quiz: Dictation

YEAR 1 – TERM 3			
	Conversation	Reading – Sounds	Writing
1	<b>Meeting &amp; Greeting</b> Roleplay Dialogue – Discussion	Pronounce Khasra vowel whilst applied to letters: ح ح خ Recognise the 3 different parts of the letter Differentiate between the sounds of ه & ح	Joining letters of group 2; “Two ways” & “Tailed” Letters joining – Equation Exercise ج ح خ ع غ م
2	<b>Jobs &amp; Occupations</b> Roleplay Dialogue – Discussion	Pronounce Khasra Vowel whilst applied to letters: ذ ذ Recognise the 3 different parts of the letter Differentiate between the sounds of ث & ذ	Joining letters of group 3; “Two ways” س ش ص ض Letters joining – Equation Exercise
3	<b>My Family</b> Roleplay Dialogue – Discussion	Pronounce Khasra Vowel whilst applied to letters: ر ز Recognise the 3 different parts of the letter	Joining letters of group 4; “Two ways” Letters joining – Equation Exercise ط ظ ف ق
4	<b>Finances</b> Roleplay Dialogue – Discussion	Pronounce Khasra Vowel whilst applied to letters: س ش Recognise the 3 different parts of the letter	Joining letters of group 5; “Form changers” Letters joining – Equation Exercise ك ل ه
5	<b>Holiday</b> – Roleplay Dialogue – Discussion	Pronounce Khasra Vowel whilst applied to letters: ص ض Recognise the 3 different parts of the letter Differentiate between the sounds of س & ص	Joining letters of group 6; “Right sided” Letters joining – Equation Exercise ا د ذ ر ز و ء
6	<b>At the Restaurant</b> Roleplay Dialogue – Discussion	Pronounce Khasra Vowel whilst applied to letters: ط ظ Recognise the 3 different parts of the letter Differentiate between the sounds of ض & ط	Introduction to Dictation Tests Letters joining – Equation Exercise
7	<b>Health</b> Roleplay Dialogue – Discussion	Pronounce Khasra Vowel whilst applied to letters: ع غ Recognise the 3 different parts of the letter	Writing Fluency – Practice Activity
8	Role Play	Revision & Quiz	Dictation Test

YEAR 1 – TERM 4			
	Conversation	Reading – Sounds	Writing
1	Meeting & Greeting Roleplay Dialogue – Discussion	Pronounce Khasra Vowel whilst applied to letters: ك ل Recognise the 3 different parts of the letter	Joining letters of group 2; “Two ways” & “Tailed” Letters joining – Equation Exercise ج ح خ ع غ م
2	Jobs & Occupations Roleplay Dialogue – Discussion	Pronounce Khasra Vowel whilst applied to letters: م ن Recognise the 3 different parts of the letter	Joining letters of group 3; “Two ways” Letters joining – Equation Exercise س ش ص ض
3	My Family Roleplay Dialogue – Discussion	Pronounce Khasra Vowel whilst applied to letters: ه و ي Recognise the 3 different parts of the letter Differentiate between the sounds of ه & ح	Joining letters of group 4; “Two ways” Letters joining – Equation Exercise ط ظ ف ق
4	Finances Roleplay Dialogue – Discussion	<b>Revision</b>	Joining letters of group 5; “Form changers” Letters joining – Equation Exercise ك ل هـ
5	Holiday Roleplay Dialogue – Discussion	Introduce Dhamma vowel Pronounce Khasra vowel whilst applied to letters: أ ب ث ث Recognise the 3 different parts of the letter Differentiate between the sounds of ث & ث	Joining letters of group 6; “Right sided” Letters joining – Equation Exercise اد ذ ر ز و ء Using the Arabic Keyboard
6	Hobbies Roleplay Dialogue – Discussion	Pronounce Dhamma vowel whilst applied to letters: ج ح خ Recognise the 3 different parts of the letter	Dictation Exercise with 3 lettered words Letters joining – Equation Exercise
7	Health Roleplay Dialogue	Pronounce Dhamma vowel whilst applied to letters: د ذ Recognise the 3 different parts of the letter	Dictation Exercise with 3 lettered words Letters joining – Equation Exercise

	- Discussion	Differentiate between the sounds of ذ & ث	Using the Arabic Keyboard
8	Role Play	Pronounce Dhamma vowel whilst applied to letters: ر ز Recognise the 3 different parts of the letter	Dictation Test

**Important Note:** Kindly be aware that this course outline is subject to modifications as part of our ongoing efforts for continuous improvement.

ARABIC UNCOVERED.

info@arabiclanguage.com.au | M +61 434 675 955 | www.arabiclanguage.com.au