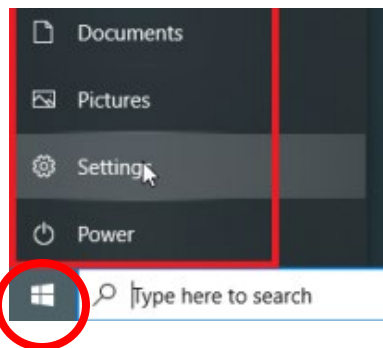


Adjusting Your Display Size

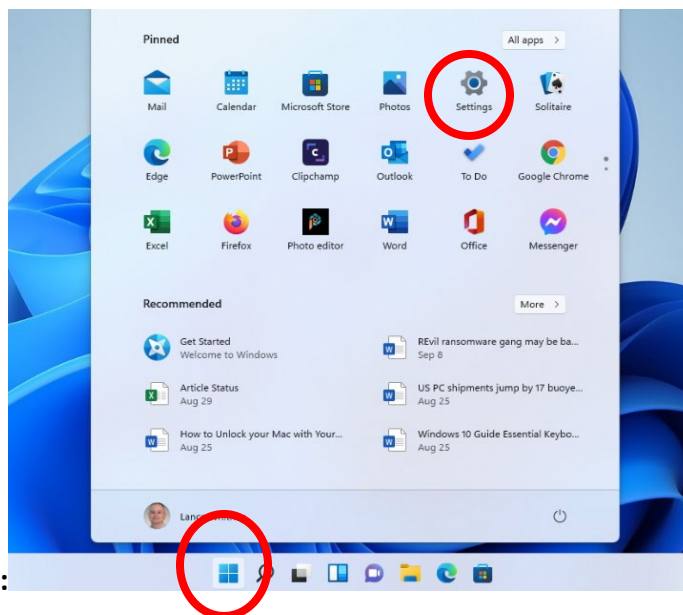
Want everything just a little bit bigger on your computer (or smaller)? Follow these steps!

Windows 10 & 11

Select Start > Settings > System > Display. Then, under Scale, choose a different percentage to zoom in or out!





Accessing Settings looks like this on Windows 10



And this on Windows 11:

Mac OS

1. On your Mac, choose Apple menu  > System Settings, then click Displays  in the sidebar. (You may need to scroll down.)
2. Click the pop-up menu next to Resolution on the right, choose Scaled, then select one of the options.