

Spectrum Compact Series

SPECTRUM ANALYZERS 300 MHz TO 87 GHz AND
SIGNAL GENERATORS 6 GHz TO 40 GHz



- Essential tool for interference detection, site survey, and path alignment
- Market leading receiver sensitivity: -105 dB at 1MHz RBW
- Instant On/Off functionality with simple, intuitive controls
- Stand-alone tool, no external controller required
- Included PC software for post-measurement analysis and reporting
- Resistive LCD touchscreen allows working with gloves on
- World's smallest mmWave spectrum analyzer designed specifically for comfortable outdoor use in a variety of challenging environments

Spectrum Analyzers Key Characteristics



	0.300 - 3.000 GHz	2.000 - 8.000 GHz; 5.925 - 12.000 GHz; 10.000 - 18.000 GHz; 17.000 - 24.300 GHz	24.000 - 43.000 GHz	56.000 - 67.000 GHz	70.000 - 87.000 GHz
Frequency range	0.300 - 3.000 GHz	2.000 - 8.000 GHz; 5.925 - 12.000 GHz; 10.000 - 18.000 GHz; 17.000 - 24.300 GHz	24.000 - 43.000 GHz	56.000 - 67.000 GHz	70.000 - 87.000 GHz
Input power range	-128 dBm to +20 dBm	-105 to -40 dBm	-100 to -40 dBm	-90 to -40 dBm	-90 to -30 dBm
Max input power	+27 dBm	0 dBm	0 dBm	0 dBm	0 dBm
RBW	10, 30, 100, 300 kHz	1 MHz	100, 300, 1000 kHz	10 MHz	10 MHz
VBW	1, 3, 10, 30 kHz	300 kHz	1, 3, 10, 30, 100 kHz	300 kHz	300 kHz
Min. Span	0.5 MHz	100 MHz	10 MHz	1 GHz	1 GHz
Max. Span	full bandwidth	full bandwidth	full bandwidth	full bandwidth	full bandwidth
Sweep speed	0.15s @ 15 MHz Span	0.5s @ Min. Span	0.2s @ 100 MHz Span	0.5s @ 1 GHz Span	0.5s @ 1 GHz Span
Accuracy*	+/- 1 dB	+/- 1 dB	+/- 1 dB	+/- 1 dB	+/- 1 dB
Input	50 ohm SMA (f)	50 ohm SMA (f)	50 ohm 2.92 mm (f)	WR 15	WR 12
Interface	USB Type-C	mini USB 2.0 (1.1)	USB Type-C	micro USB 2.0 (1.1)	micro USB 2.0 (1.1)
Battery life	up to 4h	up to 4h	up to 3h	up to 3h	up to 3h
Operating temperature	-15°C to +55°C / 5°F to 131°F	-15°C to +55°C / 5°F to 131°F	-15°C to +55°C / 5°F to 131°F	-15°C to +55°C / 5°F to 131°F	-15°C to +55°C / 5°F to 131°F
Dimensions	135 x 83 x 34 mm / 5.31 x 3.27 x 1.34 in	128 x 81 x 24 mm / 5.04 x 3.2 x 0.94 in	135 x 83 x 34 mm / 5.31 x 3.27 x 1.34 in	147 x 83 x 34 mm / 5.79 x 3.27 x 1.34 in	147 x 83 x 34 mm / 5.79 x 3.27 x 1.34 in
Weight	0.57 kg / 20.11 oz	0.3 kg / 10.6 oz	0.57 kg / 20.11 oz	0.57 kg / 20.11 oz	0.57 kg / 20.11 oz

* Guaranteed at 21°C/70°F CW signal

Signal Generator Key Characteristics



P/N	J0SSAG11	J0SSAG12	J0SSAG13	J0SSAG14
Frequency range	5.925 - 12.000 GHz	10.000 - 18.000 GHz	17.000 - 24.300 GHz	24.000 - 40.000 GHz
Output power range	-3 dBm to +13 dBm	-3 dBm to +11 dBm	-3 dBm to +10 dBm	-3 dBm to +5 dBm
Frequency accuracy	+/- 10 ppm			+/- 10 ppm
Phase noise	< -80dBc/Hz @100kHz			< -80dBc/Hz @100kHz
Adjustable frequency step	1 MHz			1 MHz
Adjustable power step	1 dBm			1 dBm
Signal form	Continuous wave			Continuous wave
Accuracy*	+/- 1 dBm			+/- 1 dBm
Output	50 ohm SMA (f)			50 ohm 2.92mm (f)
Interface	mini USB 2.0 (1.1)			mini USB 2.0 (1.1)
Battery life	up to 4h			up to 3h
Operating temperature	-15°C to +55°C / 5°F to 131°F			-15°C to +55°C / 5°F to 131°F
Dimensions	128 x 81 x 24 mm / 5.04 x 3.2 x 0.94 in			130 x 81 x 28 mm / 5.11 x 3.2 x 1.1 in
Weight	0.3 kg / 10.6 oz			0.4 kg / 14.11 oz

* Guaranteed throughout all the temperature range

Available Accessories



Extension stick for near side radio measurements



0.17m 38dBi antenna



Antenna kit in a ruggedized transport case



Tripod for horn antenna 3 GHz - 40 GHz



Spectrum Compact kit with ruggedized WG to SMA adapters, RF cable, attenuators



Attenuator kit, 60 dB



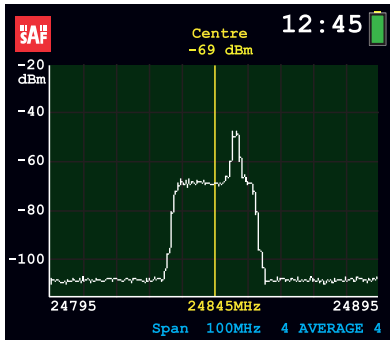
Waveguide adapters, 3 GHz - 40 GHz



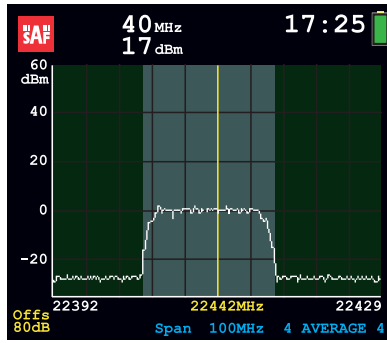
40 GHz RF cable with thumbscrews



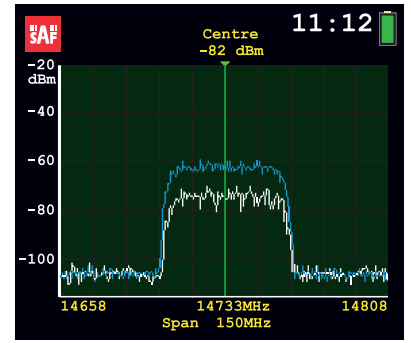
20dBi mmWave antenna



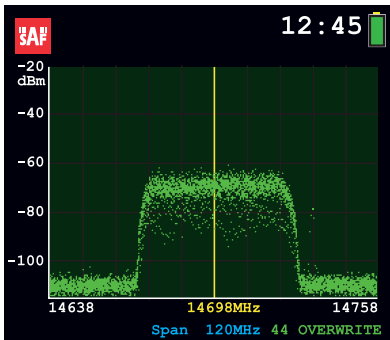
Easy In band, out of band, co-channel, adjacent channel interference detection



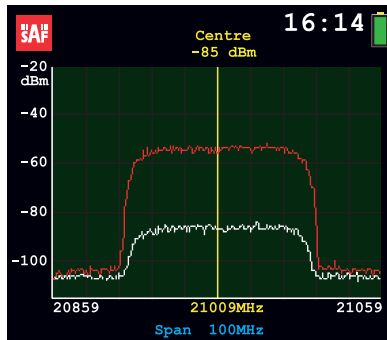
Power In Band function for signal power measurements



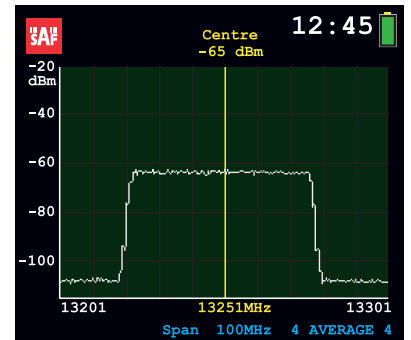
Max Hold Trace mode guarantees precise antenna alignment on main lobe



Overwrite function allows easy Multipath detection



Use previously saved file as reference for real-time radio signal comparison



Verify radio signal according to radio configuration and specification



For more detailed information about SAF Tehnika products visit www.saftehnika.com or contact your SAF Tehnika representative info@saftehnika.com
 Product features may vary between different models and configurations. They are subject to change without prior notice.