

---

# TRAVEL

*& loding in telluride*





## *Arriving by Air*

### **Telluride Regional Airport (TEX)**

- Just 5 miles from town, this small airport offers daily flights from Denver—ultra convenient.

### **Montrose Regional Airport (MTJ)**

- The main hub for Telluride visitors, with shuttle access and service from United, Delta, American, and Allegiant; ~1 hr 15 min drive.

### **Cortez Municipal Airport (CEZ)**

- Small regional option, ~1 hr 20 min drive from Telluride.

### **Durango-La Plata County Airport (DRO)**

- Great for summer deals; ~2 hr 15 min drive to Telluride.

### **Grand Junction Regional Airport (GJT)**

- Another regional option; ~2 hr 15 min away.





# *Driving Directions*

## **From Denver**

- I-70 W to Grand Junction, south on Hwy 50 to Montrose, then 550 to Ridgway, 62 to 145 into Telluride (~7 hrs).

## **From Colorado Springs**

- US-24 W to 285/24, merge onto Hwy 50 through Gunnison to Montrose, then 550 to Ridgway, 62 to 145 (~6 hrs).

## **From Durango**



- US-160 to Mancos, Hwy 184 to Dolores, then Hwy 145 into Telluride (~2 hr 15 min).

# *Shuttle Service*

## **Telluride Express | 970.728.6000**

- Offers private and shared shuttle service from regional airports.





## *Loding Options*

- Mountain Village / Telluride
- Town of Telluride
- Down Valley (Placerville Area)
- Ridgway
- **& Camping Options**



# *MountainVillage/ Telluride*

## **Madeline Hotel | 877.797.9806**

- The only Forbes 5-star resort in Telluride—luxury meets location.

## **Mountain Lodge | 866.368.6867**

- A rustic yet refined alpine lodge with stunning views.

## **Bear Creek Lodge | 866.345.2593**



- Comfortable, upscale condos with mountain access.

## **The Peaks Resort & Spa | 855.683.1517**

- Only ski-in/ski-out and golf-in/golf-out resort in the area.

## **VacationTelluride.com | 970.728.4831**

- Vacation rentals ideal for extended stays or group retreats.





# *Town of Telluride*

## **Hotel Telluride | 866.468.3501**

- Boutique hotel steps from downtown Telluride.

## **Alpine Lodging Telluride | 866.345.2593**

- Local company with a range of lodging from studios to homes.

## **Element 52**

- Luxury residences with direct gondola access.

## **Victorian Inn | 800.611.9893**

- Cozy, affordable lodging close to Main Street.

## **New Sheridan Hotel | 970.728.4351**

- Historic hotel in the heart of Telluride with modern amenities.






# *Down Valley (Placerville Area)*

## **The Bivvi Hostel | 970.797.3404**

- Stylish 14-room hostel with shared and private accommodations.





# *Ridgway* *(45 Minutes from Telluride)*

## **Chipeta Lodge Resort + Spa**

- Spa resort with stunning views and a serene atmosphere.

## **MTN Lodge Ridgway.**

- Pet-friendly boutique lodge with outdoor recreation access.

## **Hotel Palomino**

- Sleek, modern boutique hotel with Western charm.





# *Camping Options:*

*All listed here\**

*Descriptions  
continued on  
next page!*





# *Camping Options near Telluride*

The Telluride area offers a variety of locations for camping in the heart of the San Juan Mountains. Be sure to book your stay in advance as spaces can be limited. **All options listed here!**

For details about camping in Telluride itself, be sure to refer to the [Town of Telluride campground information](#). All camping is by online reservation only, and there is limited availability at the Telluride Town Park Campground.

For a downloadable map of the area's regional campgrounds, [click here](#). The majority of reservable campgrounds in the Telluride area are booked well in advance. Please stop by or call the Visitor Center at 1.855.253.0462 for recommendations on the first-come, first-served campgrounds in the area.

While we welcome RVs in Telluride, parking spaces in our quaint town is limited. RVs are only allowed to park overnight in the [Telluride Town Park Campground](#) and sleeping in your RV is only permitted when your vehicle is parked in a designated campsite. The maximum length of RVs allowed in the Campground is 30 feet (including the length of the vehicle pulling it). No electrical hookups or RV dump stations are available on-site. The RV dump station is at the wastewater treatment plant at Society Turn.

RVs and trailers may park in the Mountain Village in the Gondola Parking Garage, levels 1, 3 and 4 only, and require two tickets.