



## 2023 Waushara County Fair JUNIOR FAIR ENTRY INFORMATION

The entry fee for 2023 will be \$5 for each junior class exhibitor. There is no charge for Cloverbud exhibitors.

### **On-line Entry Process.**

If you do not have a computer, each of the Waushara County Libraries provide internet access.

### **Where do I find the premium book?**

The 2023 Waushara County Fair Premium Book is posted on the Waushara County Fair Website: <http://www.wausharacofair.com/> Click on the Open and Junior Entry Information tab to find the fair book as well as the information. There are two premium books – one for Open Class and one for Junior Fair. We suggest that you download the premium book to your computer desktop. The books are PDF files so you will need to download Adobe Acrobat reader to your computer if you have not already done this. Please go to <https://get.adobe.com/reader/> and download Adobe. You may wish to unclick the additional optional offers.

The premium book provides the rules for the fair and each department you enter in. You are responsible for reading and following those rules. The order of entries online is the same as the order of the premium book.

### **How do I enter what I plan to bring to the fair?**

Open Fair and Junior Fair each have a unique address of where you will add your entries.

The Junior Fair entry is found at:

<http://wausharacountyjuniorfair.fairentry.com/>

Fair Entry is not compatible with Internet Explorer. You will need to use Google Chrome or Mozilla Firefox. If you only have Internet Explorer on your computer, when you go to the fair web address above it will provide you with a link to download another search engine.

Please note two things in the directions – not every screen that you will encounter in the process is shown in the directions and some of the examples have open class screen shots – they are the same for Junior Fair.

### **Helpful Information**

- The fair entry deadline is July 7 at 11:59 pm. Consider putting a date in June on your calendar in case you encounter problems.
- If you are entering for more than one person under your log in information, please make sure you do not click on **Continue to Payment** until you have entered your last person.
- In the attached directions is information on where you can review, edit, and print your list of entries before you click on **Continue to Payment**.
- **YOUR ENTRIES ARE NOT FINAL UNTIL YOU HAVE HIT THE 'SUBMIT' BUTTON AND YOU HAVE RECEIVED AN EMAIL CONFIRMATION FROM FAIRENTRY.**
- You can continue to enter additional entries up until the deadline; however, we need to approve your entries before you can add to them if you have clicked on **Continue to Payment & Submitted**.
- **Continue to Payment & Submit** finalizes your entry process. It also creates an invoice for you to submit with your payment.
- You will be able to print out a list of your entries to verify what you entered.

### **How do I pay my entry fees?**

Entry fees are to be submitted to the UW-Extension office by July 28. Checks should be made payable to "Waushara County Fair." Please list on your invoice the names of exhibitors this payment covers. The UW-Extension office is in the basement of the Courthouse and is open Monday through Friday from 8 am to 4:30 pm. The mailing address is Waushara County UW-Extension, PO Box 487, Wautoma, WI 54982.

### **Entry Questions?**

Call 920-787-0416 between 8 am and 4:30 pm Monday through Friday. We are closed July 4th.


# FairEntry GUIDE FOR JUNIOR CLASS – 4-H MEMBERS - WAUSHARA COUNTY FAIR

## GETTING STARTED AND LOGGING IN

- To register your entries, click on the following link: <http://wausharacountyjuniorfair.fairentry.com/>
- You will need your 4H Online login information. If you do not recall your password, you will need to go into 4HOnline to reset your password. The address for 4H Online is: <https://wisconsin.4honline.com>

### Exhibitor and Staff sign-in

Exhibitor and Staff sign-in



4-H Enrollment and Event Registration

Sign in with 4HOnline

---

If you don't have a 4HOnline account, sign-in with your FairEntry account:

Email

Password

Sign in

Click on “Begin Registration.”

## Welcome!

We noticed you haven't yet registered for the fair.


Begin Registration →

Click on “Individual.”

Do you want to register an **Individual**?

Individual

If more than one exhibitor's name appears, click on “add an entry” after the name of the person who you want to add entries for.

 Nehring, Patrick  
0 Entries

➕ Add an Entry

Select the department you wish to enter.

Choose Department and Division

101-DAIRY	Select
102-BEEF	Select
103-SWINE	Select
104-SHEEP	Select
105-GOAT	Select
107-POULTRY	Select
108-RABBITS	Select
114-PLANT & SOIL SCIENCE	Select
115-FLOWERS & HOUSEPLANTS	Select

Then select the class you wish to enter.

Choose Department and Division

Department	125-FOODS & NUTRITION	Change
CLASS A-YEAST BREADS	Select	
CLASS B-QUICK BREADS-BAKING POWDER OR BAKING SODA	Select	
CLASS C-CAKES, UNFROSTED	Select	
CLASS D-DECORATED FOOD	Select	
CLASS E-COOKIES - UNFROSTED	Select	
CLASS F-CANDY	Select	

Click on choose.

Choose Department and Division

Department	120-PHOTOGRAPHY	Change
Division	CLASS A-BLACK & WHITE	Change


Cancel Choose

Select the item you wish to enter.

01: APPLES SLICED	Select
02: APPLESAUCE	Select
03: BLACKBERRIES	Select
04: BLUEBERRIES	Select
05: CHERRIES PITTED	Select
06: PEACHES HALVES	Select
07: PEARS HALVES	Select
08: PLUMS	Select
09: RASPBERRIES	Select
10: RHUBARB	Select
11: STRAWBERRIES	Select
12: ANY FRUIT SUGAR FREE	Select
13: ANY OTHER FRUIT NOT LISTED ABOVE PLEASE IDENTIFY	Select

After each entry you will see a list of what you have entered. On the right, click to add another entry if you have more to add for this person or register another exhibitor.

Entry #3

	Barker, Barb 1/01/1970 #4
Department	120-PHOTOGRAPHY
Division	CLASS A-BLACK & WHITE
Class	13: WATER SCENERY

What do you want to do next?

For Barb Barker:

+ Add another Entry

+ Register another Exhibitor

Everything looks good!

+ Continue to Payment

Before clicking on Continue to Payment, for each person you have entered use the navigation bar on the top to review their entries.

2017 Waushara County Fair - Open Class Barker ▾

Exhibitors **Entries** Payment \$0.00

Click on Exhibitors to find all the exhibitors in your account.

Click on Entries for a complete list of entries for each exhibitor. If you wish to delete one, click on the edit button which will take you to another screen where you click on "Delete this entry." If you wish to print a copy of your entries, use CTRL and P on your keyboard.

When you have finished the review, click on continue to payment. You will proceed through several screens. The last screen has Submit on the bottom right corner. Please make sure you hit submit to finalize your entries. Your payment total should be \$5. If it is more than that amount, you only need to submit \$5. If you wish to add entries after you have hit submit you can go back in an add entries once someone from the UW-Extension office has approved your entries. If you add more entries, you may receive a second invoice for \$5. You only need to pay once. We will do this a minimum of once per day through July 7.