

**Important Calendar Date:**

**FEBRUARY 15, 2018  
ALL LODGING  
COSTS DUE**



**TWIN ROCKS FRIEND'S CAMP  
& CONFERENCE CENTER**

18705 Hwy. 101 North,  
Rockaway Beach, OR 97136  
Phone at Friend's Camp:  
503-355-2284 (Emergency)

## *Friends by the Sea Rug Hooking Camp 2019*

Sunday, March 31 at 4:00 pm through Friday, April 5

### **2019 CAMP REGISTRATION FORM – PLEASE COMPLETE IN FULL**

Make All Checks Payable to Kathy Cline (US Funds)

1630 NE 141 Ave., Portland, OR 97230 Phone (971) 302-8264

**Food - Lodging Costs Due February 15 Cabins \$450.00 – Lodge \$520.00**

**↑ IF PAYING LODGING SEPARATELY, RETAIN THIS PORTION OF THE FORM FOR LATER USE ↑**

— — — — — **CUT HERE TO RETAIN THE TOP PORTION FOR YOUR RECORDS** — — — — —

Your Registration & Instruction Fee: \$180.00 (Must accompany this form)  
(\$100.00 of this registration fee will be refunded if you cancel prior to February 15, 2019)

**Check one of the following lodging choices:**

- Lodging for Cabins & Hadley Hall: \$450.00 Each Person (Due Feb.15, 2019)  
 Lodging for Pacific Woods Lodge: \$520.00 Each Person (Due Feb.15, 2019)

CHOICE OF ROOMMATE (Optional) \_\_\_\_\_

**NOTE:** Lodging cost is double occupancy, non-refundable for any reason and includes full room & board, 15 meals with beverages and 2 daily snacks. Spouses not attending classes pay separate lodging cost only.

YOUR NAME \_\_\_\_\_ PHONE \_\_\_\_\_

ADDRESS \_\_\_\_\_

CITY / STATE / ZIP \_\_\_\_\_

EMAIL ADDRESS \_\_\_\_\_

EMERGENCY CONTACT NAME AND PHONE \_\_\_\_\_


**Choose Your Instructor (You Must Make A First And Second Choice)**

FIRST \_\_\_\_\_ SECOND \_\_\_\_\_

### **EVENING CLASS REGISTRATION**

Will you attend an evening class? If so, check one or all. You will pay your teacher directly at the time of your class. **Do not pre-pay at this time for evening classes.**

- BARB POWELL "Smartphone Rug Photography / Creating Your Portfolio" Monday 7:00 - 9:00  
 NANCY QUIGLEY "Hook a Primitive Antique Floral Design" Tuesday 7:00 - 9:00  
 GAIL BECKER "Create Scented Hanging Owl or Bird Sachets" Wednesday 7:00 - 9:00



## *Friends By The Sea Daily Schedule*

Registration & Move-In – 4:00 pm, Sunday, March 31, 2019 at the Camp Office

### ***Repast Schedule***

Breakfast .....	7:30 am
Morning Treat Break.....	9:45 am
Lunch.....	12:00 noon
Cookie Time.....	2:45 pm
Dinner.....	5:30 pm

### ***We Gather To Learn***

Morning Classes .....	8:30 am – 12:00 pm
Afternoon Classes.....	1:00 am – 4:00 pm

### ***At Eventide***

<b>SUNDAY</b>	6:00 pm	Welcome, Instructions and Announcements
	7:30 pm	Students will meet in classrooms with their teachers to review projects and “make their nest”.

### ***The Fun Begins***

<b>MONDAY</b>	8:00 - 8:30 am	Take your finished rugs to the Recreation Center for the Walking on Art Rug Show.
	7:00 pm	"Using Your Smartphone to Photograph Your Rugs / Creating Your Rug Portfolio" Evening Class with Barb Powell.
<b>TUESDAY</b>	1:00 - 8:00 pm	The Walking on Art Rug Show opens to the public in the Recreation Center.
	7:00 pm	“Hook an Antique Floral Primitive Design” Evening Class with Nancy Quigley.

### ***We Observe and Appreciate***

<b>WEDNESDAY</b>	Costume Day!	“Bring the Bling” is our theme this year. Show your creativity by incorporating shiny and sparkly elements into your wardrobe and celebrate the day!
	3:30 pm	Swap meet in the Dining Room - everyone can buy, sell and trade
	7:00 pm	“Create Scented Hanging Owl / Bird Sachets” Evening Class with Gail Becker
<b>THURSDAY</b>		Staff / class pictures taken in the Dining room following breakfast.
	7:00 pm	ATHA meeting in the Meeting House. All are welcome!

### ***Until We Meet Again***

<b>FRIDAY</b>	Classes are dismissed at 12:00 Noon. Enjoy a delicious farewell buffet and then a safe trip home.
---------------	---

## ACCOMODATIONS

The Cabins are located throughout the camp. A sliding partition door allows one to two people on each side to have their own bathroom. Beds are bunk beds and we use only the bottom bunks. Hadley Hall is a three-story dormitory with some large rooms holding more than six bunks while some hold four. The bathrooms are down the hall. The Lodge is a newer building located in a secluded setting. The rooms have a bunk bed and a queen bed with the bath in the room. Linens are provided at each location and consist of one pillow with case, two thermal blankets, two sheets, towels and washcloths. You can easily walk to the cafeteria and classrooms from all room locations.

**Note:** The Lodge is double occupancy only. No pets will be allowed in camp.

## SPECIAL EVENING CLASSES

### **Barb Powell – "Using Your Smartphone to Photograph Your Rugs"**

**Monday, April 1 - 7:00 – 9:00 pm**

Class Limit: 20 students

Cost: \$20.00 (Pay your instructor at the time of the evening class)

Location: Dining Room

Photographing rugs to look right can be tricky. But armed with the right tools you can use your smartphone to take quality pictures that are fit to submit to "Celebration Magazine" (yes, I have done it). We will address how to avoid the common mistakes when we photograph rugs and how to avoid them. We will learn terms like 'keyhole', depth of field lighting and more. We will learn to use our phone to help with value as you hook.

We will also discuss creating your rug portfolio. This is a great way to be able to display all of your rugs on your coffee table. It will also act as a record of your hard work in the sad event that they are lost or stolen.

### **Nancy Quigley – "Hook an Antique Floral Primitive Design"**

**Tuesday, April 2 - 7:00 – 9:00 pm**

Class Limit: 15 students

Cost: \$35.00 (Pay your instructor at the time of the evening class)

Location: Dining Room

Nancy will be teaching a small antique floral design in primitive style. Students may purchase wool to complete the piece with or without background, or bring their own. We will be using your choice of cuts between 6 and 8,5. The pattern cost is \$35.00 and is printed on Cushing's white linen. Nancy will be showing several examples of primitive rugs and will discuss the benefits of using textures, as is, and overdyed wools.

Students are asked to bring hooking supplies, including frame, scissors, hook and cutters.

### **Gail Becker – "Create Scented Hanging Owl / Bird Sachets"**

**Wednesday - 7:00 – 9:00 pm**

Class Limit: 25 students

Cost: \$25.00 (Pay your instructor at the time of the evening class)

Location: Dining Room

Come join me in making scented hanging sachets. They're fun and easy to construct and make wonderful gifts and decorations. (They also help keep bugs away so I use mine where I store my wool.) The class will include safety guidelines, demonstrations of needle felting and embroidery stitches, and a step-by-step written tutorial that will allow students to follow along with the instructor. The students will learn how to needle felt onto a flat surface using a foam rubber pad and felting needle. Students will make their own handle using wet-felted wool beads and glass beads (please see photo). The instructor will explain how to make wet-felted wool beads. Hand sewing the edge will allow students to leave with a finished sachet. Other finishing techniques will be discussed. The finished design is 4 x 4 inches. Some students will have time to finish more than one owl. The kit costs \$25 and contains a barbed felting needle, foam rubber pad, wool, roving to complete several birds, reusable templates, choice of porourri (lavender or my special bug repellent), and hand-made, wet-felted wool beads and glass beads to make the handles. These birds can be embellished to your heart's content. You can dress them up, embroider, appliqué, add sayings, stick branches, or other embellishments to make your bird unique.



## 2019 FRIENDS BY THE SEA TEACHING STAFF

Our teaching staff is skilled in all types of traditional rug hooking – from primitive to fine shading. Prior to camp, your instructor will help you plan your project. With your input, she will plan the colors for your piece. You may choose to have the instructor prepare your wool or may wish to do it yourself. If you are in the middle of a piece and don't want to start a new project, you are always welcome to bring it to get assistance from your teacher.

TEACHER	ADDRESS	PHONE	CLASSROOM
GAIL BECKER	1325 Sherwood Dr. Turlock, CA 95380	209-664-1409	Upper Hadley Hall North
LYNNE HOWARD	6955 78th NW Calgary, AB Canada T3B 4Z3	403-288-8772	Upper Fireplace Rm. 1
LAURA PIERCE	865 Maria Drive Petluma, CA 94954	707-762-2595	Arts & Crafts Building
NANCY QUIGLEY	4229 Christy Way Reno, NV 89519	775-747-1234	Lodge
CHRIS WARD	811 West 8th Ave. Jerome, ID 83338	208-324-6605	Hadley Hall Upper Level South
LAURIE WILES	10002 135th Street Edmonton, AB Canada TN5 2B9	780-451-5234	Fireplace Rm. 2
MICHELE WISE	745 Seabeck Holly Rd. W Seabeck, WA 98380	360-830-4910	Annex

## "I LOVE RUG HOOKING" CAMP STORE

The camp store will be stocked and operated by Shelley Lencioni. Shelley began rug hooking with Nancy Miller 24 years ago after meeting her at the California State Fair hooked rug exhibit and demonstration. Shelley is a certified McGown teacher and a member of the Camillia City Rug Hooking Guild of Sacramento. Shelley teaches locally, and owns and operates the ILOVERUGHOOKING.COM website, both as an online store and at her property in Auburn, California.

Shelley stocks a complete line of rug hooking equipment including an extensive line of patterns and kits, hand-dyed and as-is wool, Bee Line frames and cutters, Miller and Moshimer rug hooks, dye supplies and equipment, used equipment and so much more.

Shelley welcomes pre-orders for free delivery at camp; please place your order no later than 3/23/19

# FRIENDS BY THE SEA 2019 STAFF

## REGISTRATION / INQUIRIES / PAYMENT

## CAMP OFFICE

### DIRECTOR

KATHY CLINE 1630 NE 141 Ave.  
Portland, OR 97230

971-302-8264  
kcline888@yahoo.com

Fireplace Room  
Above Dining Hall

"Friends by the Sea" was founded by **Arlene Strutz** in 1986 and welcomes students of all levels of expertise. For the beginner, the week provides an excellent opportunity to learn traditional rug hooking in a supportive environment. For the more experienced, it's a wonderful time to add to your knowledge base. Whatever your level, the sharing and camaraderie you will experience during camp will no doubt enhance your approach to the art of traditional rug hooking.

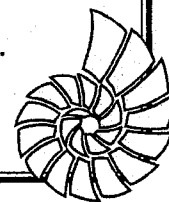
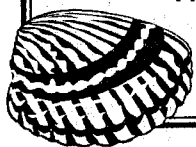
Please fill out your registration form completely. Also, note classes will be filled in the order registration forms are received, so register early. Get Hooked! Retreat to the beautiful Oregon coast for a wonderfully relaxing week of hooking and friendship.

### 2019 FEATURED ARTIST KATY POWELL

We are proud to exhibit the hooked artistry of Katy Powell as our 2019 featured artist.

Pieces from Katy's collection will be showcased at this year's

Walking on Art Rug Show Tuesday April 2 - Thursday 4



### GREETINGS FROM YOUR REGION XI ATHA CHAPTER AND HEIDI GREVSTAD

The ATHA Region XI general meeting will be held Thursday April 14 at 7:00 pm. Be sure to attend. If you have any "new business" that should be addressed, please contact me at [hgrevatha@gmail.com](mailto:hgrevatha@gmail.com).

### ATHA CHAT ROOM

Monday, April 1 through Thursday, April 4 from 4:00 to 4:45 PM, students are welcome to chat with ATHA board members in the reception lounge of the camp office Welcome Center. Please take the opportunity to stop by and get to know the current Region XI board.

### FOLLOWING THE ATHA MEETING

Members of your ATHA board are busy planning a fun event directly following the 2019 meeting at the Camp Meeting House. Please watch your Friends By The Sea application confirmation for details.

### SCHOLARSHIPS TO FRIENDS BY THE SEA RUG CAMP

Each year at the Annual ATHA Meeting, our chapter announces scholarships for members who have expressed interest in pursuing the art of rug hooking. Mail your request for an application directly to Pat Finlayson (6209 NE 68th St., Vancouver, WA 98661) or contact her through the regional ATHA XI website at [www.atharegion11.com](http://www.atharegion11.com)

### LOCATION

Rockaway Beach is 96 miles from Portland, Oregon. Car rentals are available at Portland International airport or perhaps a friend in Portland could bring you down.

### ARRIVAL AND CHECK-IN

Students have been eager in the past to get settled in their rooms. As we and the camp staff need time to set up, **students are advised to check-in or register after 4:00 PM on Sunday**. We will greet you at the camp office and direct you to the parking location nearest your lodging destination. Carts will again be available to help you move your luggage to your cabin or equipment to the classroom between 4:00 and 5:00 pm on Sunday.

## ABOUT OUR TEACHERS

### CHRIS WARD

Chris started hooking in the 1980's with Norma Gillette as the "High Desert Rug Hookers" in Bend, Oregon and took formal class instruction from Ann Jeter and Margaret Dahlquist hosted by the museum. Chris is currently the Director of Western McGown Teachers' Workshop in Eugene, Oregon. She is a certified McGown teacher and sponsor, teaching classes in Oregon and at her home studio in Idaho, and, new this year, classes in California. She has enjoyed coming to Friends By The Sea Rug Hooking Camp for over 25 years. Chris teaches all aspects of rug hooking and especially enjoys presenting different and unique finishing touches.

In her class, part of each day will include a new group teaching segment and discussion. Her goal for the week is to guide each of her students into feeling confident with their choices of color, design, technique and the real possibility that this will be their best yet.



### MICHELE WISE

Michele Wise brings her 30 year career as a high school teacher into her rug hooking classes. Humor and fun are key to her approach and sharing all that she knows is important when teaching. She provides demonstrations and examples and loves to problem solve. You will be able to develop your pieces with encouragement. Michele teaches all aspects of hooking from fine shading, wide cut, 3D, upholstery, embellishments, hooked books, purses, portraits, sculptures, abstract and modern pieces. She has taught in the U.S., internationally and promotes rug hooking through many activities. She runs two retreats and is co-director of Puget Sound Rug School. She has written articles for Rug Hooking Magazine, ATHA Magazine, Wool Street Journal, McGown Guild, The Beat, Aussie Rugmakers Guild and TIGHR newsletters. Many of her pieces have been published in books, including Celebrations. Check out [Wooletc.com](http://Wooletc.com) to view her website.



### LYNNE HOWARD

Lynne Howard has been rug hooking since the mid 1980's and gained her McGown certification in the mid 1990's. She teaches rug hooking in her Calgary location as well as various venues in western Canada, the western US and Mexico. She is an enthusiastic dyer of wool, marketing her wools from her dye kitchen in Calgary. Her hooked creations have appeared in Celebrations three times and have been featured in two different sets of cards featuring Celebrations winners. Published in the McGown newsletter, she was one of 50 rug hooking artist from the western states and Canada invited to participate in an exhibit of hooked rugs at the 2014 Latimer Museum in Oregon. Lynne teaches all forms of rug hooking, and especially loves wide cuts, folk art, whimsical designs and helping color plan projects. She also like helping people resurrect projects that need to come out of the closet, however recommends students needing instruction for portraits and extremely fine detailed shading of flowers seek another instructor. Her classroom has a harmonious and nurturing atmosphere encouraging self-expression, while emphasizing foundational rug hooking techniques and skill development.



## ABOUT OUR TEACHERS (continued)

### LAURA PIERCE

Laura is a fourth generation rug hooker, growing up with rugs made by her mother. She took up the hook in 1996 and started teaching in 2003. Accredited and experience, Laura looks forward to helping her students with any project they desire. She loves a class with variety; be it the rug projects or the experience levels of her students. Everyone has something to offer and Laura encourages sharing in her classes. She is known for teaching portraits, animals, landscapes and reflections in an impressionistic style. Laura often designs custom patterns for her students, based on photographs, illustrations or ideas. Alternately, she is happy to work with her students and guide them through the process of designing their own pattern. Primarily a wide-cut artist, Laura also likes fine cuts; often mixing various cut sizes to get the effect she wants. She has a broad appreciation for the art, art and craft of rug hooking; from balance and design to personal expression, from shading and values to 'outline and fill', from specialized stitches and textures to mixed media. She enjoys the creative play of color, texture and value, and sharing the fun with her students.



### LAURIE WILES

Laurie is an award winning McGown certified teacher and has been hooking for over 17 years. She currently hooks in Edmonton, Alberta where she is active in the hooking guild. She has instructed students in Canada, the US and Mexico in fiber art, specializing in rug hooking. Various pieces of her art have been featured in Celebrations and purchased by the Royal Museum of Alberta. She completed a month long stay in Iceland as an artist in residence. Whether you are a beginner or an experienced rug hooker you will enjoy her class. She loves all aspects of hooking from design to finishing and is comfortable with both wide and narrow cuts of all subjects: animals and self designed pieces are her favorite things to teach. Incorporated in her curriculum are "fancy" stitches for a variety of effects. Join her with a new project or bring a current project to complete. Laurie looks forward to assist you with design, color planning and every aspect you need to develop your one of a kind project.



### GAIL BECKER

Gail Becker is a fiber artist and crafter with broad experience in needle arts and fiber manipulation. She discovered rug hooking in 1999, earned her McGown Certification in 2003, and has taught ever since. Gail loves to create a classroom atmosphere where students interact with each other and share their projects. Gail is comfortable teaching both fine and wide cuts (#3 to #10). Her teaching style includes demonstrating techniques and then helping her students to apply those skills. Collaborating with students to achieve their goals is her favorite aspect of teaching. If you're planning on hooking a geometric, floral, landscape, animal, or abstract, Gail will work with you to plan, execute, and finish your project. Please go to Gail's website where you may view her rugs. Gail has written articles for RHM and ATHA Magazine. In addition, she has a blog that features postcard size hooked mats featuring scenes from California and a website for ATHA Region 12, where she has been representative for several years.

[www.gailbeckerrughooking.com](http://www.gailbeckerrughooking.com)

[www.postcardsfromcalifornia.wordpress.com](http://www.postcardsfromcalifornia.wordpress.com)

[www.atharegion12.wordpress.com](http://www.atharegion12.wordpress.com)

