

Cass County Public Water Supply District No.10

LEAD SERVICE LINE IDENTIFICATION SURVEY

The Federal Government has mandated that suppliers of community water must determine location of service lines containing lead within the supplier's service area in order to encourage owners of lead-containing lines to eliminate them.

To comply with this mandate, PWSD #10 as a Community Water Supplier (CWS) has been conducting a survey to inventory types of material used in all public and private water service lines within its distribution system.

Lead, unlike other contaminants of potable water (drinking water), is usually not present in the potable water source. Lead can be leached into tap water from lead in pipes, fixtures, and solder. The most effective way to reduce the risk of exposure to lead in drinking water is to remove the lead service line bringing water into your home from the water main.

What Is a Water Service Line and Who Owns It?

Water service lines are pipes that carry water from PWSD#10's water main near the public street into homes and other buildings. PWSD #10's service lines end at each meter. Service lines from the water meter to a home or building are owned by the individual property owners.

Will PWSD #10 replace my lead service line?

PWSD #10 is responsible for its water mains up to the service meter. The service line from the meter to a house, business or other entity is the responsibility of the property owner. Any lead service lines from the meter to a house, business or other entity are privately owned and are the responsibility of the property owner. PWSD #10 strongly advises contracting a licensed plumber for replacement of the service line should you decide to replace it.

Lead Service Lines

PWSD #10's water mains and service lines are lead free. However, some homes may have a service line made of lead or lead components. Lead service lines (LSLs) are one of the primary sources of lead in potable drinking water. As LSLs transport treated public water throughout our homes, lead may be leached from those pipes into the potable drinking water. Older homes, especially those built prior to 1989, are more likely to have lead service lines, fixtures, and/or solder. However, it is also possible for newer "lead-free" labeled fixtures to contain some lead.

Take Our Survey

PWSD #10 is surveying all homes to identify existing lead service lines. Complete the brief **Lead Service Line Identification Survey** to identify the material composition of your water lines and help our community comply with EPA regulations.





Return your completed survey to:

Cass County PWSD #10
P.O. Box 482
Peculiar, MO 64078.

If you prefer, you can email your completed survey to pwsd10@fairpoint.net.

How Do I Check the Material of My Service Line:

To find out if you have a copper, lead, or galvanized steel service line on your property, you (or your landlord) can perform a test on the water service line from the water meter to where it enters your home or building to determine the material of the water service line on your property.

<p>Types of water pipes Follow the guidance below or contact a licensed plumber to determine the material of your water pipes. To identify the material of your service pipe material on private property, check your household water service connection, typically located in the basement.</p> <p>Homeowners should identify and replace old household pipes, particularly galvanized plumbing and sources of lead. The type of household plumbing can vary throughout your household.</p>	<p>Lead  A dull, silver-gray color that is easily scratched with a coin. Use a magnet - strong magnets will not cling to lead pipes.</p> <p>Galvanized  A dull, silver-gray color. Use a magnet - strong magnets will typically cling to galvanized pipes.</p> <p>Copper  The color of a copper penny.</p> <p>Plastic  White, rigid pipe that is joined to water supply piping with a clamp.</p>
---	--

Steps to Check Your Service Line:

Materials needed: Key or coin, strong magnet


Locate the water meter on your property. The water meter is typically at the front of the property (near the public street) and in line with the place the water service line enters your home or building— typically at the basement, crawl space or other exterior wall. Look for the pipe that comes through the wall into your house to determine the point of entrance in your house.

Use a key or coin to gently scratch the pipe. If the pipe is painted, first use sandpaper to lightly expose the metal.

Place the magnet on the pipe to determine whether or not it sticks to the pipe. Then, determine your pipe material (see below) and fill out the [Lead Service Line Identification Survey](#).

IF YOUR PIPE IS COPPER:

The pipe may appear dull brown on the outside but will be the color of a bright penny if gently scratched. The magnet will not stick.



IF YOUR PIPE IS LEAD:

The pipe may appear dull and soft but will be silver colored when gently scratched. The magnet will not stick.



IF YOUR PIPE IS GALVANIZED STEEL:

The scratched pipe will remain dull gray. If you have a galvanized steel pipe, it is still possible for you to have a lead gooseneck on your service line. The magnet will stick to the galvanized steel.

