

BIG W's PORTABLE BUILDINGS
YOUR LOCAL DERKSEN DEALER
3904 CAMERON STREET
LAFAYETTE, LOUISIANA


337-232-BIGW (2449)
DERKSENLAFFAYETTE.COM



SCAN FOR PRICING

DERKSEN
BUILDINGS

(270)804-7950 • DERKSENBUILDINGS.COM



AMERICA'S MOST TRUSTED NAME IN PORTABLE BUILDINGS.

Derksen Portable Buildings has worked for over 28 years to become America's most trusted name in backyard storage solutions. Since 1995, Derksen has set the standard in the industry, innovating and producing top quality buildings at an affordable price. Constructed in the tradition of Mennonite Craftsmanship, each of our structures is handmade and built to last. When you buy a Derksen, you can have confidence we will be here for service after the sale.

BUY OR RENT-TO-OWN.

At Derksen, you have purchasing options. Derksen established our popular Rent-to-Own program as an alternative to expensive, inconvenient off-site storage units. When you Rent-to-Own your Derksen building, you get a low monthly rent payment and the peace of mind knowing you are building equity. There is no penalty for early payoff. At the end of your term, you own the building! Your building is conveniently and securely located on your own property.

5 YEAR WARRANTY ON MATERIALS & WORKMANSHIP.

Derksen offers a 5-year limited warranty on materials and workmanship on our standard line of products, and a 3-year limited warranty on our Best Value line of products. We value our long-standing reputation for craftsmanship and quality. We will repair or replace any construction or material defect that does not fall within the reasonable expectation of an outside storage building. Our building materials, such as metal, shingles, treated lumber and siding, are covered by manufacturer's warranties.

www.derksenbuildings.com

MORE VARIETY. MORE OPTIONS. MORE CHOICES.

Get the building you really want. Derksen Portable Buildings offers more choices when it comes to storage buildings, garages, playhouses and cabins. We are proud to offer more styles, options and exterior finishes than any other company in the business. From an 8x12 original Derksen Barn to a 16x50 Deluxe Lofted Barn Cabin, Derksen Portable Buildings offers everything you want and everything you need.

Quality. Service. Value. That's Derksen.



BUILT IN THE TRADITION OF MENNONITE CRAFTSMANSHIP.

- All treated lumber comes with a LIFETIME limited warranty on rot and fungal decay.
- All skids and floor framing are built with pressure treated lumber.
- 10' wide buildings and wider come standard with 2x6 floor joists. 8' wide buildings and all horizontal metal buildings come standard with 2x4 floor joists.
- 8' and 10' wide buildings are built on two (2) pressure treated notched skids. 12' buildings and wider are built on four (4) pressure treated notched skids.
- Siding choices to fit any budget. Choose from Treated T1-11, Painted or Urethane LP SmartSide®, 29 gauge Z-Metal (vertical) or 29 gauge Metal (horizontal).
- All 8' wide buildings come with a SINGLE shop-built door. All 10' and wider buildings come with double shop-built doors (excluding cabins and garages).
- Your choice of dimensional shingles or standard color metal roofing - SAME PRICE!
- Metal buildings (horizontal) have a size limit of 24' in length.
- 12' wide buildings and wider are measured eave to eave due to Department of Transportation hauling restrictions (excluding Texas).

THE ORIGINAL DERKSEN BARN



CEDAR URETHANE W/ ALMOND TRIM
& LIGHT STONE METAL ROOF



ALAMO WHITE METAL SIDING
W/ RUSTIC RED TRIM & RUSTIC
RED METAL ROOF



8' WIDE W/ SINGLE DOOR
CHARCOAL SIDING W/ BURNISHED
SLATE METAL ROOF



The Derksen Barn comes with 48" high side walls and plenty of head room inside.

8' wide barns come with a single shop built door. 10' & 12' wide barns come with double shop built doors.



LOFTED BARNs



CHESTNUT URETHANE W/
ALAMO WHITE TRIM + ROOF



BRITE RED METAL SIDING W/ ALAMO
WHITE TRIM + METAL ROOF



ALAMO WHITE METAL SIDING
W/ LIGHT STONE ROOF + TRIM



SEMINOLE CEDAR TREATED
SIDING W/ ALAMO WHITE ROOF



8' WIDE W/ CEDAR URETHANE
W/ CLAY TRIM + TAUPE ROOF

SIDE LOFTED BARNs



CHESTNUT URETHANE STAIN W/
ALMOND TRIM + LIGHT STONE
METAL ROOF



METAL SIDING W/ LIGHT STONE
TRIM + METAL ROOF



MIDNIGHT BLUE W/ WHITE TRIM
+ GALVALUME METAL ROOF



ASH GRAY METAL SIDING W/
CHARCOAL ROOF + TRIM (OPTIONAL
VERTICAL METAL ROOF PICTURED)



8' WIDE W/ SINGLE DOOR -
SEMINOLE CEDAR TREATED SIDING
W/ LIGHT STONE METAL ROOF

- The Side Lofted Barn comes standard with a loft in each end.
- Comes standard with two 2x3 windows with screens.
- 8' wide buildings come with a single shop built door. 10' & wider come standard with double shop built doors.

UTILITY



RUSTIC RED METAL SIDING
W/ WHITE TRIM + ROOF



ASH GRAY METAL W/
CHARCOAL TRIM + ROOF



SEMINOLE CEDAR TREATED
SIDING W/ GALVALUME ROOF



BROWN SIDING W/ WHITE TRIM
+ ALAMO WHITE METAL ROOF



8' WIDE W/ SINGLE DOOR W/
CHARCOAL METAL SIDING +
WHITE TRIM

- The Utility has plenty of head room, coming standard with roomy 8' walls (exterior measurement).
- 8' wide buildings come with a single shop built door. 10' and wider come standard with double shop built doors.
- Lofted Utility also available.

SIDE UTILITY



BROWN SIDING W/ LIGHT
STONE TRIM + METAL ROOF



CEDAR URETHANE SIDING W/
ALMOND TRIM + LIGHT STONE
METAL ROOF



RUSTIC RED SIDING W/ WHITE TRIM
+ RUSTIC RED METAL ROOF



8' WIDE W/ SINGLE DOOR -
HUNTER GREEN SIDING W/
WHITE TRIM + ASH GRAY ROOF



SIDE GABLE UTILITY
COUNTRY CHARCOAL SIDING
W/ WHITE TRIM

- The Side Utility comes standard with 8' walls (exterior measurement).
- 8' wide buildings come with a single shop built door. 10' and wider come standard with double shop built doors.

LOFTED BARN CABIN



COUNTRY CHARCOAL SIDING W/
WHITE TRIM + CHARCOAL METAL ROOF



CHESTNUT URETHANE SIDING W/
CLAY TRIM + TAUPE METAL ROOF



LIGHT GRAY SIDING W/ WHITE
TRIM + CHARCOAL ROOF



LIGHT STONE SIDING W/ ALAMO
WHITE TRIM + BROWN METAL ROOF



MAHOGANY URETHANE SIDING W/ ALAMO WHITE TRIM +
PEWTER GRAY ROOF (W/ OPTIONAL 3X3 WINDOWS)

SIDE LOFTED BARN CABINS

- The Lofted Barn Cabin comes standard with a 4' deep front porch with rails. Porch depth is included in length measurement. Side Lofted Barn Cabins come standard with a 4' porch on the side, with variable placement options.
- The Lofted Barn Cabin comes standard with a loft on each end.
- Three 2x3 windows standard
- One 9-light, 36" pre-hung door

DERKSEN CABINS



WHITE SIDING W/ BLACK TRIM
+ BLACK METAL ROOF



DARK GRAY SIDING W/ WHITE
TRIM + WHITE METAL ROOF



COUNTRY CHARCOAL SIDING W/
BLACK TRIM + BLACK METAL ROOF

SIDE CABINS

- The Cabin comes standard with a 4' deep front porch with rails. Porch depth is included in length measurement. Side Cabins come standard with a 4' porch on the side, with variable placement options.
- Three 2x3 windows standard.
- One 9-light, 36" pre-hung door.
- The Cabin comes with plenty of head room with standard 8' walls (exterior measurement).



CHARCOAL METAL SIDING W/ ALAMO
WHITE TRIM + METAL ROOF

COTTAGE SHED

- The Cottage Shed comes standard with a cottage style roof for maximum head room.
- Comes standard with 8' walls (exterior measurement).
- 10' x 16' and larger Cottage Sheds come with two 3x3 windows with screens and double shop built doors. Windows and doors may vary on smaller buildings.



LIGHT STONE METAL SIDING W/
HUNTER GREEN TRIM + METAL ROOF



MAHOGANY URETHANE SIDING W/ WHITE
TRIM + ALAMO WHITE METAL ROOF



HUNTER GREEN SIDING W/
WHITE TRIM + BLACK SHINGLES

PORTABLE GARAGE + LOFTED BARN GARAGE

- The Garage comes standard with tough 12" on center 2x6 floor joists set into notched skids.
- One 9' roll up door.
- One 2x3 window.
- One 36" solid 6-panel pre-hung door.



CHARCOAL METAL SIDING W/
WHITE METAL TRIM + ROOF



LIGHT GRAY SIDING W/ DARK GRAY
TRIM + CHARCOAL METAL ROOF



LOFTED BARN GARAGE
PECAN SIDING W/ WHITE TRIM +
BURNISHED SLATE METAL ROOF

DELUXE CABINS

- The Deluxe Cabin comes standard with a wrap-around front porch with rails. Porch depth is included in length measurement.
- (3) 2x3 windows standard
(1) 9-light, 36" pre-hung door
- The Deluxe Cabin comes with plenty of head room, coming standard with 8' walls (exterior measurement).



RUSTIC RED METAL SIDING W/
CHARCOAL METAL TRIM + ROOF



WHITE SIDING W/ BLACK TRIM
+ BLACK METAL ROOF



DRIFTWOOD URETHANE SIDING W/
WHITE TRIM + ALAMO METAL ROOF

DELUXE LOFTED BARN CABINS

- The Deluxe Lofted Barn Cabin comes standard with a wrap-around front porch with rails. Porch depth is included in length measurement.
- (3) 2x3 windows standard
(1) 9-light, 36" pre-hung door
- The Deluxe Lofted Barn Cabin comes standard with a loft on each end.



TAUPE METAL SIDING W/ BLACK
METAL TRIM + ROOF



DRIFTWOOD URETHANE W/ DARK
GRAY TRIM + CHARCOAL ROOF



TRUFFLE SIDING W/ COTTON TRIM
+ ALAMO WHITE METAL ROOF

PLAYHOUSES

- Standard with interior loft & ladder.
- (3) playhouse windows
- Standard with (1) small Playhouse door & (1) adult size walk-in door.
- Available in painted or urethane



VICTORIAN

PINK SIDING W/ WHITE TRIM +
BLACK SHINGLES



HIDEOUT

BLUE SIDING W/ WHITE TRIM +
BLACK SHINGLES

the Cabana

The Derksen Cabana was designed to be the perfect gathering place for your outdoor environment. Features a tough, all-treated construction, 2'x6' floor joists set into notched skids, and 5/4 floorboards.

Built-in benches are included.

BUY OR
RENT-TO-OWN
NO CREDIT CHECK!



CABANA



PLATINUM CABANA

DERKSEN METRO SHED



METRO SHED
NURTURE GREEN SIDING W/
ALMOND TRIM + BLACK ROOF

Long Side 36" Door



METRO SHED
WHITE SIDING W/ BARN RED
TRIM + RUSTIC RED ROOF

Short Side 48" Door



METRO STUDIO
BARN RED SIDING W/ TRUFFLE
TRIM, BURNISHED SLATE ROOF, +
CHESTNUT DOORS + SHUTTERS



METRO SHED GARAGE
NURTURE GREEN SIDING W/
ALMOND TRIM + BLACK ROOF

No windows included.
Painted or Urethane LP Smart
Siding standard. Standard
includes your choice of a 36"
or 48" single door on 7' an
8' wide buildings. 10' wide
buildings come standard
with double doors.

On-site building is available
in most areas. Contact your
Derksen dealer for more details.

METRO GARDEN SHED

The Garden Shed highlights everything we love about our customizable buildings! Whether you buy it standard or customize it to the max, you'll find the Metro Garden Shed to be everything you need in a stylish outdoor building!

No windows included. Painted or Urethane LP Smart Siding standard. Standard includes your choice of 36" or 48" single door on 7' and 8' wide buildings. 10' wide buildings come standard with double doors.



PLATINUM CABINS

All include: (1) 2x3 Window, (1) 9-Lite 36" Door (Pre-Hung), (1) Porch Rail (up to 3 Rails), + (1) Overhang (Gable).



CABIN

COTTON SIDING W/ PECAN TRIM +
BURNISHED SLATE METAL ROOF



DELUXE CABIN

MIDNIGHT BLUE SIDING W/ WHITE TRIM +
ALAMO WHITE METAL ROOF



LOFTED BARN CABIN

BARN RED PAINT SIDING W/ TRUFFLE TRIM +
BURNISHED SLATE METAL ROOF



SIDE CABIN

DARK GRAY W/ MUSHROOM TRIM
+ CHARCOAL ROOF



DELUXE LOFTED BARN CABIN

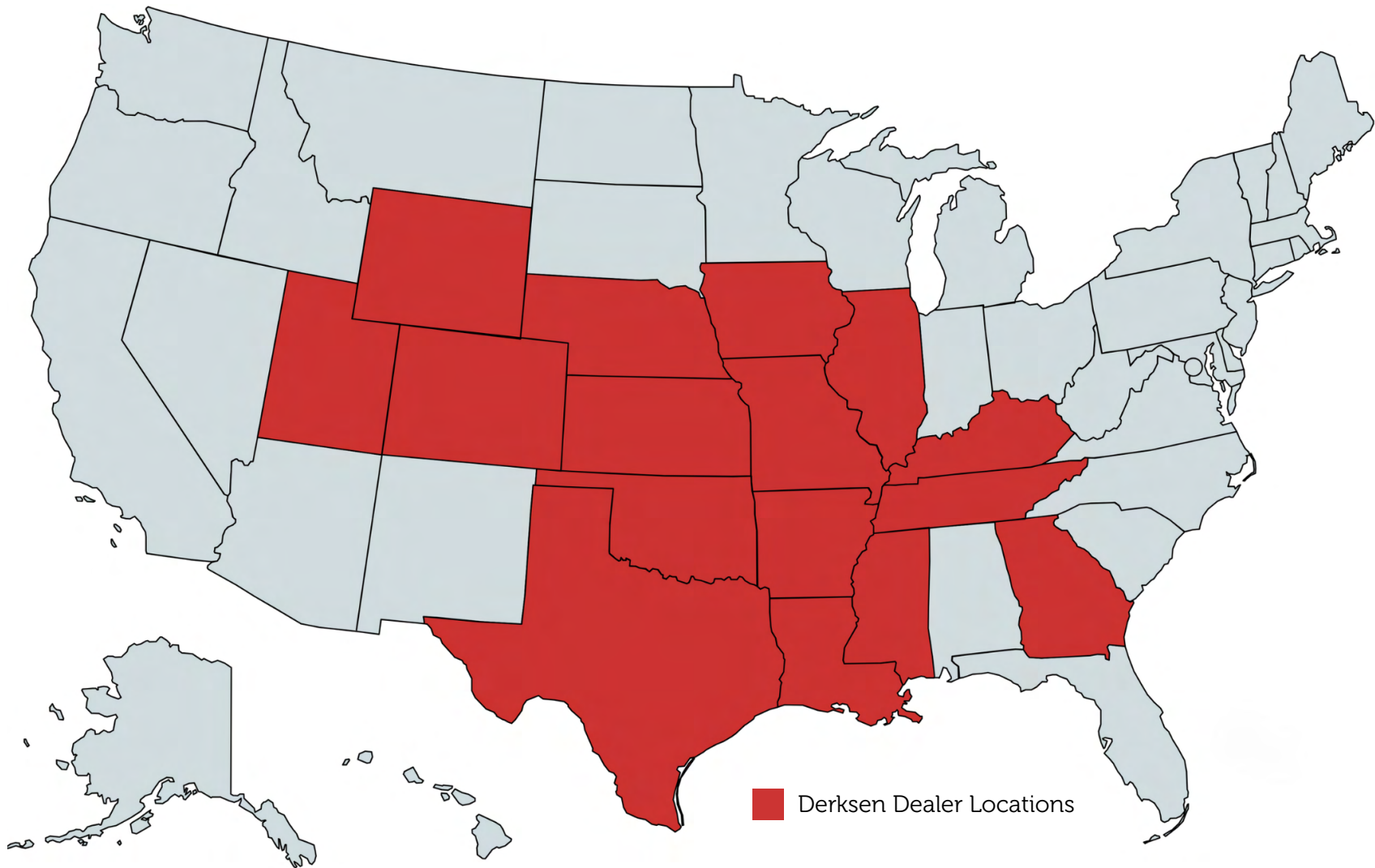
SMOKE SIDING W/ MUSHROOM TRIM
+ BURNISHED SLATE ROOF



SIDE LOFTED BARN CABIN

PEQUEA GREEN SIDING W/ TAUPE TRIM + METAL ROOF

FIND A DEALER NEAR YOU.



BEST VALUE LINE

The best options of Derksen Storage Buildings at a fantastic price.


WOOD

SIDE UTILITY

12' x 24' Barn Red Siding w/ White Trim
+ 2 optional 3' x 3' windows.



SEMINOLE CEDAR



SEMINOLE BROWN

* ACTUAL COLORS MAY VARY.
See your dealer for availability of
colors + finishes may vary.



12' x 24' Best Value Wood Side Utility
w/ Smoke Siding, Mushroom Trim, +
2 optional 3' x 3' windows



8' x 12' Best Value Wood Side Utility
w/ Seminole Brown Siding + Trim,
2 optional 2' x 3' windows.



8' x 12' Best Value Wood Side Utility
w/ Barn Red Siding, White Trim +
2 optional 2' x 3' windows



10' x 16' Best Value Wood Side Utility
w/ Seminole Cedar Siding + Trim
2 optional 2' x 3' windows



LOFTED BARN

10' x 16' Pequea Siding w/ White Trim



10' x 16' Best Value Wood
Side Lofted Barn w/ Seminole
Brown Siding + Trim




10' x 16' Best Value Wood
Lofted Barn w/ Taupe Siding
+ Almond Trim



10' x 16' Best Value Wood
Lofted Barn w/ Seminole Cedar
Siding + Trim



10' x 16' Best Value Wood
Lofted Barn w/ Smoke Siding
+ Mushroom Trim



**BEST VALUE WOOD PAINTED IS
AVAILABLE IN THE FOLLOWING:**

RED BARN PAINT / WHITE TRIM
PEQUEA GREEN PAINT / WHITE TRIM
SMOKE PAINT / MUSHROOM TRIM
TAUPE PAINT / ALMOND TRIM

** ACTUAL COLORS MAY VARY.*

See your dealer for availability of colors + finishes.
Actual color samples pictured. Not responsible
for matching colors from printing materials.



Best Value Metal | Available Options include:
2' x 3' Window, 3' x 3' Window, Anchor/Straps

** NOT AVAILABLE IN ALL AREAS.*



8' x 12' EMUT







12' x 24' Side EMUT w/ 2 optional 2' x 3' windows

METAL

LET'S CUSTOMIZE.

- 36" Solid 6-Panel Door **[A]**
- 36" 9-Lite Door **[B]**
- 4' Metal Door **[C]**
- 6' Metal Door
- Extra Double Shop-Built Doors
- Extra Single Shop-Built Door
- 5' w. Roll-up Garage Door
- 8' w. Roll-up Garage Door
- 9' w. Roll-up Garage Door **[D]**
- 2'x3' Window **[E]**
- 3'x3' Window **[F]**
- 2'x3' Thermal Pane Windows
- 2'x5' Thermal Pane Windows
- 3'x3' Thermal Pane Windows
- 3'x5' Thermal Pane Windows **[G]**
- Transom Windows **[H]**
- Shutters **[I]**
- Flower Boxes **[J]**
- Transom Dormer **[K]**
- Framed Interior Walls
- Workbench **[L]**
- Peg Board **[M]**
- Felt Paper Underlayment
- Double Thick Floor
- U-Shape Loft **[N]**
- Spray Foam Insulation **[O]**
- Electrical Packages **[P]**
- Extra Skids & Floor Joists **[Q]**
- Lap Siding **[R]**
- On-site build

*All options not available in all areas.
Ask your dealer for more information.*



6 Panel Door



4' Metal Door



6' Metal Door



9-Lite Door



Double Shop Built Door



Double Shop Built Door
w/ Transom Windows



Single Shop Built Door



9' Roll Up Door




PAINT COLORS [for Siding + Trim] Actual colors may vary. Not responsible for matching colors from printed materials. Availability of colors + finishes may vary.



All Derksen Painted + Urethane products are built with LP SmartSide trim + siding which is treated with Smart Guard for maximum protection against insects + the elements.

URETHANE [Siding + Trim]



TREATED



SEMINOLE STAINS



Derksen Buildings Treated Siding products use pressure treated T1-11 siding with high quality stain.

METAL COLORS [for Siding, Trim, + Roof]



SHINGLES



Derksen Buildings use high quality dimensional shingles available in some of the industry's most popular colors.

Ask your dealer about customizing your building.

ALL Derksen Metal products are built with high quality, 29 gauge steel roofing, coated with a durable, Energy Star-rated polymer finish to withstand moisture + other environmental hazards.

* Some metal colors may require additional charges. Ask dealer for details.



THANK YOU.

We appreciate your consideration as we know you have many choices when purchasing a portable building. As a family-owned + operated business, Derksen Portable Buildings is dedicated to quality and customer satisfaction.

Enjoy **FREE** delivery + set-up / installation.*

within 50 miles of Derksen Dealer



*Site preparation is the sole responsibility of the Purchaser. Purchaser is responsible for all permits or requirements for delivery. Derksen Buildings is not responsible for codes, permits, HOA guidelines, zoning or restrictions. Derksen Buildings is not responsible for damage to yards, driveways, underground structures or utilities. Derksen reserves the right to refuse delivery due to lack of site preparation or safety issues. Call 811 for underground utility locations. Important: Only one (1) delivery and setup attempt is free. Additional charges may apply to any subsequent delivery and setup trips.

PRICE SHEET

URETHANE + PAINTED



LOFTED BARN

W	x	L	Price	36 MO	48 MO	60 MO
8	x	12	\$3,595	\$166.44	\$149.79	\$133.15
8	x	16	\$4,790	\$221.76	\$199.58	\$177.41
10	x	12	\$4,535	\$209.95	\$188.96	\$167.96
10	x	16	\$4,995	\$231.25	\$208.13	\$185.00
10	x	20	\$6,425	\$297.45	\$267.71	\$237.96
12	x	16	\$6,200	\$287.04	\$258.33	\$229.63
12	x	20	\$7,565	\$350.23	\$315.21	\$280.19
12	x	24	\$8,865	\$410.42	\$369.38	\$328.33
12	x	28	\$9,380	\$434.26	\$390.83	\$347.41
12	x	32	\$10,845	\$502.08	\$451.88	\$401.67
12	x	40	\$13,425	\$621.53	\$559.38	\$497.22
14	x	20	\$8,480	\$392.59	\$353.33	\$314.07
14	x	24	\$9,990	\$462.50	\$416.25	\$370.00
14	x	28	\$11,500	\$532.41	\$479.17	\$425.93
14	x	32	\$13,005	\$602.08	\$541.88	\$481.67
14	x	40	\$16,030	\$742.13	\$667.92	\$593.70
14	x	50	\$20,050	\$928.24	\$835.42	\$742.59
16	x	24	\$11,285	\$522.45	\$470.21	\$417.96
16	x	28	\$13,005	\$602.08	\$541.88	\$481.67
16	x	32	\$14,740	\$682.41	\$614.17	\$545.93
16	x	40	\$18,180	\$841.67	\$757.50	\$673.33
16	x	50	\$22,725	\$1,052.08	\$946.88	\$841.67

SIDE LOFTED BARN

W	x	L	Price	36 MO	48 MO	60 MO
8	x	12	\$3,795	\$175.69	\$158.13	\$140.56
8	x	16	\$4,990	\$231.02	\$207.92	\$184.81
10	x	12	\$4,735	\$219.21	\$197.29	\$175.37
10	x	16	\$5,195	\$240.51	\$216.46	\$192.41
10	x	20	\$6,625	\$306.71	\$276.04	\$245.37
12	x	16	\$6,400	\$296.30	\$266.67	\$237.04
12	x	20	\$7,765	\$359.49	\$323.54	\$287.59
12	x	24	\$9,065	\$419.68	\$377.71	\$335.74
12	x	28	\$9,580	\$443.52	\$399.17	\$354.81
12	x	32	\$11,045	\$511.34	\$460.21	\$409.07
12	x	40	\$13,625	\$630.79	\$567.71	\$504.63
14	x	20	\$8,680	\$401.85	\$361.67	\$321.48
14	x	24	\$10,190	\$471.76	\$424.58	\$377.41
14	x	28	\$11,700	\$541.67	\$487.50	\$433.33
14	x	40	\$16,230	\$751.39	\$676.25	\$601.11
14	x	50	\$20,250	\$937.50	\$843.75	\$750.00
16	x	24	\$11,485	\$531.71	\$478.54	\$425.37
16	x	28	\$13,205	\$611.34	\$550.21	\$489.07
16	x	32	\$14,940	\$691.67	\$622.50	\$553.33
16	x	40	\$18,380	\$850.93	\$765.83	\$680.74
16	x	50	\$22,925	\$1,061.34	\$955.21	\$849.07

UTILITY

W	x	L	Price	36 MO	48 MO	60 MO
8	x	12	\$3,240	\$150.00	\$135.00	\$120.00
8	x	16	\$4,240	\$196.30	\$176.67	\$157.04
10	x	12	\$4,095	\$189.58	\$170.63	\$151.67
10	x	16	\$4,665	\$215.97	\$194.38	\$172.78
10	x	20	\$5,760	\$266.67	\$240.00	\$213.33
12	x	16	\$5,745	\$265.97	\$239.38	\$212.78
12	x	20	\$6,745	\$312.27	\$281.04	\$249.81
12	x	24	\$7,680	\$355.56	\$320.00	\$284.44
12	x	28	\$8,820	\$408.33	\$367.50	\$326.67
12	x	32	\$10,075	\$466.44	\$419.79	\$373.15
12	x	40	\$12,590	\$582.87	\$524.58	\$466.30
14	x	20	\$7,765	\$359.49	\$323.54	\$287.59
14	x	24	\$9,100	\$421.30	\$379.17	\$337.04
14	x	28	\$10,440	\$483.33	\$435.00	\$386.67
14	x	32	\$11,790	\$545.83	\$491.25	\$436.67
14	x	40	\$14,460	\$669.44	\$602.50	\$535.56
14	x	50	\$18,070	\$836.57	\$752.92	\$669.26
16	x	24	\$10,250	\$474.54	\$427.08	\$379.63
16	x	28	\$11,790	\$545.83	\$491.25	\$436.67
16	x	32	\$13,320	\$616.67	\$555.00	\$493.33
16	x	40	\$16,380	\$758.33	\$682.50	\$606.67
16	x	50	\$20,460	\$947.22	\$852.50	\$757.78



SIDE UTILITY

W	x	L	Price	36 MO	48 MO	60 MO
8	x	12	\$3,240	\$150.00	\$135.00	\$120.00
8	x	16	\$4,240	\$196.30	\$176.67	\$157.04
10	x	12	\$4,095	\$189.58	\$170.63	\$151.67
10	x	16	\$4,665	\$215.97	\$194.38	\$172.78
10	x	20	\$5,760	\$266.67	\$240.00	\$213.33
12	x	16	\$5,745	\$265.97	\$239.38	\$212.78
12	x	20	\$6,745	\$312.27	\$281.04	\$249.81
12	x	24	\$7,680	\$355.56	\$320.00	\$284.44
12	x	28	\$8,820	\$408.33	\$367.50	\$326.67
12	x	32	\$10,075	\$466.44	\$419.79	\$373.15

W	x	L	Price	36 MO	48 MO	60 MO
12	x	40	\$12,590	\$582.87	\$524.58	\$466.30
14	x	20	\$7,765	\$359.49	\$323.54	\$287.59
14	x	24	\$9,100	\$421.30	\$379.17	\$337.04
14	x	28	\$10,440	\$483.33	\$435.00	\$386.67
14	x	32	\$11,790	\$545.83	\$491.25	\$436.67
16	x	24	\$10,250	\$474.54	\$427.08	\$379.63
16	x	28	\$11,790	\$545.83	\$491.25	\$436.67
16	x	32	\$13,320	\$616.67	\$555.00	\$493.33
16	x	40	\$16,380	\$758.33	\$682.50	\$606.67
16	x	50	\$20,460	\$947.22	\$852.50	\$757.78



URETHANE + PAINTED

CABIN

W	x	L	Price	36 MO	48 MO	60 MO
8	x	12	\$4,080	\$188.89	\$170.00	\$151.11
8	x	16	\$4,785	\$221.53	\$199.38	\$177.22
10	x	12	\$4,990	\$231.02	\$207.92	\$184.81
10	x	16	\$6,055	\$280.32	\$252.29	\$224.26
10	x	20	\$7,360	\$340.74	\$306.67	\$272.59
12	x	16	\$6,645	\$307.64	\$276.88	\$246.11
12	x	20	\$7,645	\$353.94	\$318.54	\$283.15
12	x	24	\$8,580	\$397.22	\$357.50	\$317.78
12	x	28	\$9,720	\$450.00	\$405.00	\$360.00
12	x	32	\$10,975	\$508.10	\$457.29	\$406.48
12	x	40	\$13,490	\$624.54	\$562.08	\$499.63
14	x	20	\$8,665	\$401.16	\$361.04	\$320.93
14	x	24	\$10,000	\$462.96	\$416.67	\$370.37
14	x	28	\$11,340	\$525.00	\$472.50	\$420.00
14	x	32	\$12,690	\$587.50	\$528.75	\$470.00
14	x	40	\$15,360	\$711.11	\$640.00	\$568.89
14	x	50	\$18,970	\$878.24	\$790.42	\$702.59
16	x	24	\$11,150	\$516.20	\$464.58	\$412.96
16	x	28	\$12,690	\$587.50	\$528.75	\$470.00
16	x	32	\$14,220	\$658.33	\$592.50	\$526.67
16	x	40	\$17,280	\$800.00	\$720.00	\$640.00
16	x	50	\$21,360	\$988.89	\$890.00	\$791.11

SIDE CABIN

W	x	L	Price	36 MO	48 MO	60 MO
10	x	12	\$5,430	\$251.39	\$226.25	\$201.11
10	x	16	\$6,495	\$300.69	\$270.63	\$240.56
10	x	20	\$7,805	\$361.34	\$325.21	\$289.07
12	x	16	\$7,085	\$328.01	\$295.21	\$262.41
12	x	20	\$8,085	\$374.31	\$336.88	\$299.44
12	x	24	\$9,030	\$418.06	\$376.25	\$334.44
12	x	28	\$10,165	\$470.60	\$423.54	\$376.48
12	x	32	\$11,415	\$528.47	\$475.63	\$422.78
12	x	40	\$13,920	\$644.44	\$580.00	\$515.56
14	x	20	\$9,070	\$419.91	\$377.92	\$335.93
14	x	24	\$10,410	\$481.94	\$433.75	\$385.56
14	x	28	\$11,745	\$543.75	\$489.38	\$435.00
14	x	32	\$13,090	\$606.02	\$545.42	\$484.81
14	x	40	\$15,765	\$729.86	\$656.88	\$583.89
14	x	50	\$19,380	\$897.22	\$807.50	\$717.78
16	x	24	\$11,555	\$534.95	\$481.46	\$427.96
16	x	28	\$13,090	\$606.02	\$545.42	\$484.81
16	x	32	\$14,620	\$676.85	\$609.17	\$541.48
16	x	40	\$17,685	\$818.75	\$736.88	\$655.00
16	x	44	\$19,325	\$894.68	\$805.21	\$715.74
16	x	50	\$21,770	\$1,007.87	\$907.08	\$806.30

LOFTED BARN CABIN

W	x	L	Price	36 MO	48 MO	60 MO
8	x	12	\$4,900	\$226.85	\$204.17	\$181.48
8	x	16	\$5,815	\$269.21	\$242.29	\$215.37
10	x	16	\$6,375	\$295.14	\$265.63	\$236.11
10	x	20	\$7,515	\$347.92	\$313.13	\$278.33
12	x	16	\$7,055	\$326.62	\$293.96	\$261.30
12	x	20	\$8,845	\$409.49	\$368.54	\$327.59
12	x	24	\$9,850	\$456.02	\$410.42	\$364.81
12	x	28	\$10,785	\$499.31	\$449.38	\$399.44
12	x	32	\$12,015	\$556.25	\$500.63	\$445.00
12	x	40	\$15,210	\$704.17	\$633.75	\$563.33
14	x	20	\$9,505	\$440.05	\$396.04	\$352.04
14	x	24	\$10,895	\$504.40	\$453.96	\$403.52
14	x	28	\$12,605	\$583.56	\$525.21	\$466.85
14	x	32	\$14,155	\$655.32	\$589.79	\$524.26
14	x	40	\$17,225	\$797.45	\$717.71	\$637.96
14	x	50	\$21,530	\$996.76	\$897.08	\$797.41
16	x	24	\$12,380	\$573.15	\$515.83	\$458.52
16	x	28	\$14,155	\$655.32	\$589.79	\$524.26
16	x	32	\$15,895	\$735.88	\$662.29	\$588.70
16	x	40	\$19,440	\$900.00	\$810.00	\$720.00
16	x	50	\$24,290	\$1,124.54	\$1,012.08	\$899.63



COTTAGE SHED

W	x	L	Price	36 MO	48 MO	60 MO
8	x	12	\$3,555	\$164.58	\$148.13	\$131.67
8	x	16	\$4,655	\$215.51	\$193.96	\$172.41
8	x	20	\$5,670	\$262.50	\$236.25	\$210.00
10	x	12	\$4,415	\$204.40	\$183.96	\$163.52
10	x	16	\$5,130	\$237.50	\$213.75	\$190.00
10	x	20	\$6,230	\$288.43	\$259.58	\$230.74

W	x	L	Price	36 MO	48 MO	60 MO
12	x	16	\$6,205	\$287.27	\$258.54	\$229.81
12	x	20	\$7,210	\$333.80	\$300.42	\$267.04
12	x	24	\$8,145	\$377.08	\$339.38	\$301.67
12	x	32	\$10,540	\$487.96	\$439.17	\$390.37
12	x	40	\$13,050	\$604.17	\$543.75	\$483.33



URETHANE + PAINTED

DELUXE CABIN

W	x	L	Price	36 MO	48 MO	60 MO
12	x	32	\$12,005	\$555.79	\$500.21	\$444.63
12	x	40	\$14,505	\$671.53	\$604.38	\$537.22
14	x	32	\$13,630	\$631.02	\$567.92	\$504.81
14	x	40	\$16,300	\$754.63	\$679.17	\$603.70
14	x	44	\$17,745	\$821.53	\$739.38	\$657.22
14	x	50	\$19,920	\$922.22	\$830.00	\$737.78
16	x	32	\$15,160	\$701.85	\$631.67	\$561.48
16	x	40	\$18,215	\$843.29	\$758.96	\$674.63
16	x	50	\$22,305	\$1,032.64	\$929.38	\$826.11



DELUXE LOFTED BARN CABIN

W	x	L	Price	36 MO	48 MO	60 MO
12	x	32	\$13,170	\$609.72	\$548.75	\$487.78
12	x	40	\$16,375	\$758.10	\$682.29	\$606.48
14	x	32	\$15,150	\$701.39	\$631.25	\$561.11
14	x	40	\$18,230	\$843.98	\$759.58	\$675.19
14	x	50	\$22,765	\$1,053.94	\$948.54	\$843.15
16	x	32	\$16,875	\$781.25	\$703.13	\$625.00
16	x	40	\$20,430	\$945.83	\$851.25	\$756.67
16	x	50	\$25,535	\$1,182.18	\$1,063.96	\$945.74



SIDE LOFTED BARN CABIN

W	x	L	Price	36 MO	48 MO	60 MO
12	x	32	\$12,500	\$578.70	\$520.83	\$462.96
12	x	40	\$15,715	\$727.55	\$654.79	\$582.04
14	x	28	\$13,025	\$603.01	\$542.71	\$482.41
14	x	32	\$14,575	\$674.77	\$607.29	\$539.81
14	x	40	\$17,655	\$817.36	\$735.63	\$653.89
14	x	50	\$21,940	\$1,015.74	\$914.17	\$812.59
16	x	24	\$12,810	\$593.06	\$533.75	\$474.44
16	x	40	\$19,870	\$919.91	\$827.92	\$735.93
16	x	50	\$24,705	\$1,143.75	\$1,029.38	\$915.00



GARAGE

W	x	L	Price	36 MO	48 MO	60 MO
12	x	20	\$8,620	\$399.07	\$359.17	\$319.26
12	x	24	\$9,555	\$442.36	\$398.13	\$353.89
12	x	32	\$11,950	\$553.24	\$497.92	\$442.59
12	x	40	\$14,465	\$669.68	\$602.71	\$535.74
14	x	24	\$10,880	\$503.70	\$453.33	\$402.96
14	x	32	\$13,565	\$628.01	\$565.21	\$502.41
14	x	40	\$16,240	\$751.85	\$676.67	\$601.48
16	x	24	\$12,030	\$556.94	\$501.25	\$445.56
16	x	32	\$15,105	\$699.31	\$629.38	\$559.44
16	x	40	\$18,160	\$840.74	\$756.67	\$672.59



(Lofted Barn Garage pricing to right)



(Garage pricing to left)

LOFTED BARN GARAGE

W	x	L	Price	36 MO	48 MO	60 MO
12	x	28	\$11,255	\$521.06	\$468.96	\$416.85
12	x	36	\$14,020	\$649.07	\$584.17	\$519.26
12	x	40	\$15,300	\$708.33	\$637.50	\$566.67
14	x	28	\$13,375	\$619.21	\$557.29	\$495.37
14	x	32	\$14,880	\$688.89	\$620.00	\$551.11
14	x	40	\$17,905	\$828.94	\$746.04	\$663.15
16	x	28	\$14,880	\$688.89	\$620.00	\$551.11
16	x	44	\$21,875	\$1,012.73	\$911.46	\$810.19
16	x	50	\$24,600	\$1,138.89	\$1,025.00	\$911.11

THE ORIGINAL DERKSEN BARN



BARN

W	x	L	Price	36 MO	48 MO	60 MO
8	x	12	\$3,045	\$140.97	\$126.88	\$112.78
8	x	16	\$4,055	\$187.73	\$168.96	\$150.19
10	x	12	\$3,700	\$171.30	\$154.17	\$137.04
10	x	16	\$4,265	\$197.45	\$177.71	\$157.96
12	x	12	\$4,400	\$203.70	\$183.33	\$162.96
12	x	16	\$5,325	\$246.53	\$221.88	\$197.22



PLATINUM CABINS

CABIN

W	x	L	Price	36 MO	48 MO	60 MO
8	x	12	\$4,930	\$228.24	\$205.42	\$182.59
8	x	16	\$5,635	\$260.88	\$234.79	\$208.70
8	x	20	\$6,760	\$312.96	\$281.67	\$250.37
10	x	12	\$5,965	\$276.16	\$248.54	\$220.93
10	x	16	\$7,030	\$325.46	\$292.92	\$260.37
10	x	20	\$8,335	\$385.88	\$347.29	\$308.70
10	x	24	\$9,535	\$441.44	\$397.29	\$353.15
10	x	30	\$11,295	\$522.92	\$470.63	\$418.33
12	x	16	\$7,720	\$357.41	\$321.67	\$285.93
12	x	20	\$8,720	\$403.70	\$363.33	\$322.96
12	x	24	\$9,655	\$446.99	\$402.29	\$357.59
12	x	28	\$10,795	\$499.77	\$449.79	\$399.81
12	x	32	\$12,050	\$557.87	\$502.08	\$446.30
12	x	36	\$13,315	\$616.44	\$554.79	\$493.15
12	x	42	\$15,195	\$703.47	\$633.13	\$562.78
14	x	14	\$7,885	\$365.05	\$328.54	\$292.04
14	x	18	\$9,225	\$427.08	\$384.38	\$341.67
14	x	24	\$11,225	\$519.68	\$467.71	\$415.74
14	x	30	\$13,290	\$615.28	\$553.75	\$492.22
14	x	36	\$15,245	\$705.79	\$635.21	\$564.63
14	x	40	\$16,585	\$767.82	\$691.04	\$614.26
14	x	46	\$18,760	\$868.52	\$781.67	\$694.81
14	x	50	\$20,195	\$934.95	\$841.46	\$747.96
16	x	16	\$9,365	\$433.56	\$390.21	\$346.85
16	x	20	\$10,905	\$504.86	\$454.38	\$403.89
16	x	24	\$12,425	\$575.23	\$517.71	\$460.19
16	x	28	\$13,965	\$646.53	\$581.88	\$517.22
16	x	32	\$15,495	\$717.36	\$645.63	\$573.89
16	x	36	\$17,020	\$787.96	\$709.17	\$630.37
16	x	40	\$18,555	\$859.03	\$773.13	\$687.22
16	x	42	\$19,365	\$896.53	\$806.88	\$717.22
16	x	46	\$20,995	\$971.99	\$874.79	\$777.59
16	x	50	\$22,635	\$1,047.92	\$943.13	\$838.33

SIDE CABIN

W	x	L	Price	36 MO	48 MO	60 MO
10	x	12	\$6,280	\$290.74	\$261.67	\$232.59
10	x	14	\$6,820	\$315.74	\$284.17	\$252.59
10	x	16	\$7,345	\$340.05	\$306.04	\$272.04
10	x	20	\$8,655	\$400.69	\$360.63	\$320.56
10	x	24	\$9,850	\$456.02	\$410.42	\$364.81
10	x	28	\$10,995	\$509.03	\$458.13	\$407.22
10	x	30	\$11,615	\$537.73	\$483.96	\$430.19
12	x	16	\$7,985	\$369.68	\$332.71	\$295.74
12	x	20	\$8,985	\$415.97	\$374.38	\$332.78
12	x	24	\$9,930	\$459.72	\$413.75	\$367.78
12	x	28	\$11,065	\$512.27	\$461.04	\$409.81
12	x	32	\$12,315	\$570.14	\$513.13	\$456.11
12	x	36	\$13,580	\$628.70	\$565.83	\$502.96
12	x	40	\$14,820	\$686.11	\$617.50	\$548.89
14	x	14	\$8,060	\$373.15	\$335.83	\$298.52
14	x	18	\$9,405	\$435.42	\$391.88	\$348.33
14	x	20	\$10,070	\$466.20	\$419.58	\$372.96
14	x	24	\$11,410	\$528.24	\$475.42	\$422.59
14	x	30	\$13,480	\$624.07	\$561.67	\$499.26
14	x	36	\$15,440	\$714.81	\$643.33	\$571.85
14	x	40	\$16,765	\$776.16	\$698.54	\$620.93
14	x	46	\$18,945	\$877.08	\$789.38	\$701.67
14	x	50	\$20,380	\$943.52	\$849.17	\$754.81
16	x	16	\$9,555	\$442.36	\$398.13	\$353.89
16	x	20	\$11,080	\$512.96	\$461.67	\$410.37
16	x	24	\$12,605	\$583.56	\$525.21	\$466.85
16	x	28	\$14,140	\$654.63	\$589.17	\$523.70
16	x	32	\$15,670	\$725.46	\$652.92	\$580.37
16	x	36	\$17,195	\$796.06	\$716.46	\$636.85
16	x	40	\$18,735	\$867.36	\$780.63	\$693.89
16	x	42	\$19,545	\$904.86	\$814.38	\$723.89
16	x	46	\$21,180	\$980.56	\$882.50	\$784.44
16	x	50	\$22,820	\$1,056.48	\$950.83	\$845.19

LOFTED BARN CABIN

W	x	L	Price	36 MO	48 MO	60 MO
8	x	12	\$5,750	\$266.20	\$239.58	\$212.96
8	x	16	\$6,665	\$308.56	\$277.71	\$246.85
8	x	20	\$7,965	\$368.75	\$331.88	\$295.00
10	x	12	\$6,315	\$292.36	\$263.13	\$233.89
10	x	18	\$8,130	\$376.39	\$338.75	\$301.11
10	x	20	\$8,490	\$393.06	\$353.75	\$314.44
10	x	24	\$10,005	\$463.19	\$416.88	\$370.56
10	x	30	\$12,165	\$563.19	\$506.88	\$450.56
12	x	16	\$8,130	\$376.39	\$338.75	\$301.11
12	x	20	\$9,920	\$459.26	\$413.33	\$367.41
12	x	24	\$10,925	\$505.79	\$455.21	\$404.63
12	x	28	\$11,860	\$549.07	\$494.17	\$439.26
12	x	32	\$13,090	\$606.02	\$545.42	\$484.81
12	x	36	\$14,800	\$685.19	\$616.67	\$548.15
12	x	40	\$16,285	\$753.94	\$678.54	\$603.15
14	x	14	\$8,420	\$389.81	\$350.83	\$311.85
14	x	20	\$10,730	\$496.76	\$447.08	\$397.41
14	x	24	\$12,120	\$561.11	\$505.00	\$448.89
14	x	28	\$13,830	\$640.28	\$576.25	\$512.22
14	x	32	\$15,380	\$712.04	\$640.83	\$569.63
14	x	36	\$16,910	\$782.87	\$704.58	\$626.30
14	x	40	\$18,450	\$854.17	\$768.75	\$683.33
14	x	44	\$20,170	\$933.80	\$840.42	\$747.04
14	x	50	\$22,755	\$1,053.47	\$948.13	\$842.78
16	x	18	\$11,015	\$509.95	\$458.96	\$407.96
16	x	20	\$11,885	\$550.23	\$495.21	\$440.19
16	x	24	\$13,655	\$632.18	\$568.96	\$505.74
16	x	28	\$15,430	\$714.35	\$642.92	\$571.48
16	x	32	\$17,170	\$794.91	\$715.42	\$635.93
16	x	36	\$18,935	\$876.62	\$788.96	\$701.30
16	x	40	\$20,715	\$959.03	\$863.13	\$767.22
16	x	44	\$22,645	\$1,048.38	\$943.54	\$838.70
16	x	50	\$25,565	\$1,183.56	\$1,065.21	\$946.85



* Cabin pictured with Lap Siding.

PLATINUM CABINS

DELUXE CABIN

W	x	L	Price	36 MO	48 MO	60 MO
12	x	30	\$12,970	\$600.46	\$540.42	\$480.37
12	x	32	\$13,605	\$629.86	\$566.88	\$503.89
12	x	34	\$14,235	\$659.03	\$593.13	\$527.22
12	x	38	\$15,485	\$716.90	\$645.21	\$573.52
12	x	40	\$16,105	\$745.60	\$671.04	\$596.48
14	x	30	\$15,005	\$694.68	\$625.21	\$555.74
14	x	34	\$16,300	\$754.63	\$679.17	\$603.70
14	x	38	\$17,640	\$816.67	\$735.00	\$653.33
14	x	40	\$18,300	\$847.22	\$762.50	\$677.78
14	x	44	\$19,745	\$914.12	\$822.71	\$731.30
14	x	48	\$21,200	\$981.48	\$883.33	\$785.19
14	x	50	\$21,920	\$1,014.81	\$913.33	\$811.85
16	x	30	\$16,645	\$770.60	\$693.54	\$616.48
16	x	34	\$18,175	\$841.44	\$757.29	\$673.15
16	x	36	\$18,935	\$876.62	\$788.96	\$701.30
16	x	40	\$20,465	\$947.45	\$852.71	\$757.96
16	x	44	\$22,095	\$1,022.92	\$920.63	\$818.33
16	x	46	\$22,915	\$1,060.88	\$954.79	\$848.70
16	x	50	\$24,555	\$1,136.81	\$1,023.13	\$909.44

DELUXE LOFTED BARN CABIN

W	x	L	Price	36 MO	48 MO	60 MO
12	x	30	\$13,945	\$645.60	\$581.04	\$516.48
12	x	32	\$14,770	\$683.80	\$615.42	\$547.04
12	x	34	\$15,170	\$702.31	\$632.08	\$561.85
12	x	36	\$16,485	\$763.19	\$686.88	\$610.56
12	x	40	\$17,975	\$832.18	\$748.96	\$665.74
14	x	30	\$16,360	\$757.41	\$681.67	\$605.93
14	x	34	\$17,915	\$829.40	\$746.46	\$663.52
14	x	36	\$18,685	\$865.05	\$778.54	\$692.04
14	x	40	\$20,230	\$936.57	\$842.92	\$749.26
14	x	44	\$22,045	\$1,020.60	\$918.54	\$816.48
14	x	48	\$23,860	\$1,104.63	\$994.17	\$883.70
14	x	50	\$24,765	\$1,146.53	\$1,031.88	\$917.22
16	x	30	\$18,270	\$845.83	\$761.25	\$676.67
16	x	34	\$20,040	\$927.78	\$835.00	\$742.22
16	x	38	\$21,810	\$1,009.72	\$908.75	\$807.78
16	x	40	\$22,680	\$1,050.00	\$945.00	\$840.00
16	x	44	\$24,730	\$1,144.91	\$1,030.42	\$915.93
16	x	46	\$25,740	\$1,191.67	\$1,072.50	\$953.33
16	x	50	\$27,785	\$1,286.34	\$1,157.71	\$1,029.07

CABANA

W	x	L	Price	36 MO	48 MO	60 MO
10	x	12	\$4,680	\$216.67	\$195.00	\$173.33
10	x	16	\$5,895	\$272.92	\$245.63	\$218.33
10	x	20	\$7,245	\$335.42	\$301.88	\$268.33
12	x	16	\$7,030	\$325.46	\$292.92	\$260.37
12	x	20	\$8,595	\$397.92	\$358.13	\$318.33
12	x	24	\$10,210	\$472.69	\$425.42	\$378.15
14	x	16	\$7,560	\$350.00	\$315.00	\$280.00
14	x	20	\$9,295	\$430.32	\$387.29	\$344.26
16	x	20	\$11,275	\$521.99	\$469.79	\$417.59
16	x	24	\$13,270	\$614.35	\$552.92	\$491.48



Cabana (pricing shown above)

SIDE LOFTED BARN CABIN

W	x	L	Price	36 MO	48 MO	60 MO
10	x	20	\$9,080	\$420.37	\$378.33	\$336.30
10	x	24	\$10,570	\$489.35	\$440.42	\$391.48
10	x	30	\$12,535	\$580.32	\$522.29	\$464.26
12	x	18	\$9,730	\$450.46	\$405.42	\$360.37
12	x	24	\$11,230	\$519.91	\$467.92	\$415.93
12	x	30	\$12,600	\$583.33	\$525.00	\$466.67
12	x	36	\$15,120	\$700.00	\$630.00	\$560.00
12	x	40	\$16,615	\$769.21	\$692.29	\$615.37
14	x	14	\$8,620	\$399.07	\$359.17	\$319.26
14	x	20	\$10,935	\$506.25	\$455.63	\$405.00
14	x	24	\$12,340	\$571.30	\$514.17	\$457.04
14	x	36	\$17,110	\$792.13	\$712.92	\$633.70
14	x	40	\$18,655	\$863.66	\$777.29	\$690.93
14	x	50	\$22,940	\$1,062.04	\$955.83	\$849.63
16	x	16	\$10,320	\$477.78	\$430.00	\$382.22
16	x	24	\$13,860	\$641.67	\$577.50	\$513.33
16	x	32	\$17,370	\$804.17	\$723.75	\$643.33
16	x	40	\$20,920	\$968.52	\$871.67	\$774.81
16	x	50	\$25,755	\$1,192.36	\$1,073.13	\$953.89

BUY OR
RENT-TO-OWN
NO CREDIT CHECK!



Side Lofted Barn Cabin
(pricing shown to the left)

Z-METAL

CABIN

W	x	L	Price	36 MO	48 MO	60 MO
8	x	12	\$4,345	\$201.16	\$181.04	\$160.93
8	x	16	\$5,110	\$236.57	\$212.92	\$189.26
10	x	12	\$5,315	\$246.06	\$221.46	\$196.85
10	x	16	\$6,480	\$300.00	\$270.00	\$240.00
10	x	20	\$7,900	\$365.74	\$329.17	\$292.59
12	x	20	\$8,190	\$379.17	\$341.25	\$303.33
12	x	24	\$9,215	\$426.62	\$383.96	\$341.30
12	x	28	\$10,440	\$483.33	\$435.00	\$386.67
12	x	32	\$11,810	\$546.76	\$492.08	\$437.41
12	x	40	\$14,520	\$672.22	\$605.00	\$537.78
14	x	20	\$9,305	\$430.79	\$387.71	\$344.63
14	x	24	\$10,755	\$497.92	\$448.13	\$398.33
14	x	28	\$12,215	\$565.51	\$508.96	\$452.41
14	x	32	\$13,660	\$632.41	\$569.17	\$505.93
14	x	40	\$16,550	\$766.20	\$689.58	\$612.96
14	x	50	\$20,465	\$947.45	\$852.71	\$757.96
16	x	24	\$12,005	\$555.79	\$500.21	\$444.63
16	x	32	\$15,315	\$709.03	\$638.13	\$567.22
16	x	40	\$18,630	\$862.50	\$776.25	\$690.00
16	x	50	\$23,040	\$1,066.67	\$960.00	\$853.33



(pricing shown above)



(pricing shown below)

DELUXE LOFTED BARN CABIN

W	x	L	Price	36 MO	48 MO	60 MO
12	x	32	\$14,185	\$656.71	\$591.04	\$525.37
12	x	40	\$17,655	\$817.36	\$735.63	\$653.89
14	x	32	\$16,330	\$756.02	\$680.42	\$604.81
14	x	40	\$19,660	\$910.19	\$819.17	\$728.15
14	x	50	\$24,565	\$1,137.27	\$1,023.54	\$909.81
16	x	32	\$18,195	\$842.36	\$758.13	\$673.89
16	x	40	\$22,045	\$1,020.60	\$918.54	\$816.48
16	x	50	\$27,570	\$1,276.39	\$1,148.75	\$1,021.11



DELUXE CABIN

W	x	L	Price	36 MO	48 MO	60 MO
12	x	32	\$12,915	\$597.92	\$538.13	\$478.33
12	x	40	\$15,640	\$724.07	\$651.67	\$579.26
14	x	32	\$14,675	\$679.40	\$611.46	\$543.52
14	x	40	\$17,570	\$813.43	\$732.08	\$650.74
14	x	50	\$21,480	\$994.44	\$895.00	\$795.56
16	x	32	\$16,335	\$756.25	\$680.63	\$605.00
16	x	40	\$19,650	\$909.72	\$818.75	\$727.78
16	x	50	\$24,070	\$1,114.35	\$1,002.92	\$891.48

SIDE CABIN

W	x	L	Price	36 MO	48 MO	60 MO
10	x	12	\$5,800	\$268.52	\$241.67	\$214.81
10	x	16	\$6,960	\$322.22	\$290.00	\$257.78
10	x	20	\$8,380	\$387.96	\$349.17	\$310.37
12	x	16	\$7,590	\$351.39	\$316.25	\$281.11
12	x	20	\$8,680	\$401.85	\$361.67	\$321.48
12	x	24	\$9,690	\$448.61	\$403.75	\$358.89
12	x	28	\$10,915	\$505.32	\$454.79	\$404.26
12	x	32	\$12,285	\$568.75	\$511.88	\$455.00
12	x	40	\$14,995	\$694.21	\$624.79	\$555.37
14	x	20	\$9,745	\$451.16	\$406.04	\$360.93
14	x	24	\$11,190	\$518.06	\$466.25	\$414.44
14	x	28	\$12,645	\$585.42	\$526.88	\$468.33
14	x	32	\$14,100	\$652.78	\$587.50	\$522.22
14	x	40	\$16,995	\$786.81	\$708.13	\$629.44
14	x	50	\$20,910	\$968.06	\$871.25	\$774.44
16	x	24	\$12,440	\$575.93	\$518.33	\$460.74
16	x	28	\$14,100	\$652.78	\$587.50	\$522.22
16	x	32	\$15,755	\$729.40	\$656.46	\$583.52
16	x	40	\$19,065	\$882.64	\$794.38	\$706.11
16	x	50	\$23,490	\$1,087.50	\$978.75	\$870.00



GARAGE

W	x	L	Price	36 MO	48 MO	60 MO
12	x	20	\$9,165	\$424.31	\$381.88	\$339.44
12	x	24	\$10,190	\$471.76	\$424.58	\$377.41
12	x	32	\$12,785	\$591.90	\$532.71	\$473.52
12	x	40	\$15,495	\$717.36	\$645.63	\$573.89
14	x	24	\$11,640	\$538.89	\$485.00	\$431.11
14	x	32	\$14,545	\$673.38	\$606.04	\$538.70
14	x	40	\$17,440	\$807.41	\$726.67	\$645.93
14	x	48	\$20,280	\$938.89	\$845.00	\$751.11
16	x	20	\$11,235	\$520.14	\$468.13	\$416.11
16	x	24	\$12,895	\$596.99	\$537.29	\$477.59
16	x	28	\$14,545	\$673.38	\$606.04	\$538.70
16	x	32	\$17,850	\$826.39	\$743.75	\$661.11
16	x	40	\$19,515	\$903.47	\$813.13	\$722.78

LOFTED BARN GARAGE

W	x	L	Price	36 MO	48 MO	60 MO
12	x	20	\$10,065	\$465.97	\$419.38	\$372.78
12	x	24	\$11,465	\$530.79	\$477.71	\$424.63
12	x	32	\$13,610	\$630.09	\$567.08	\$504.07
14	x	20	\$11,065	\$512.27	\$461.04	\$409.81
14	x	24	\$12,695	\$587.73	\$528.96	\$470.19
14	x	32	\$15,960	\$738.89	\$665.00	\$591.11
14	x	40	\$19,215	\$889.58	\$800.63	\$711.67
16	x	20	\$12,220	\$565.74	\$509.17	\$452.59
16	x	24	\$14,090	\$652.31	\$587.08	\$521.85
16	x	28	\$15,960	\$738.89	\$665.00	\$591.11
16	x	32	\$17,825	\$825.23	\$742.71	\$660.19
16	x	40	\$21,555	\$997.92	\$898.13	\$798.33
16	x	50	\$26,490	\$1,226.39	\$1,103.75	\$981.11

LOFTED BARN

W	x	L	Price	36 MO	48 MO	60 MO
8	x	12	\$3,890	\$180.09	\$162.08	\$144.07
8	x	16	\$5,185	\$240.05	\$216.04	\$192.04
10	x	12	\$4,905	\$227.08	\$204.38	\$181.67
10	x	16	\$5,490	\$254.17	\$228.75	\$203.33
10	x	20	\$6,955	\$321.99	\$289.79	\$257.59
12	x	20	\$8,190	\$379.17	\$341.25	\$303.33
12	x	24	\$9,590	\$443.98	\$399.58	\$355.19
12	x	28	\$10,155	\$470.14	\$423.13	\$376.11
12	x	32	\$11,735	\$543.29	\$488.96	\$434.63
12	x	40	\$14,535	\$672.92	\$605.63	\$538.33
14	x	20	\$9,190	\$425.46	\$382.92	\$340.37
14	x	28	\$12,440	\$575.93	\$518.33	\$460.74
14	x	32	\$14,085	\$652.08	\$586.88	\$521.67
14	x	40	\$17,340	\$802.78	\$722.50	\$642.22
14	x	50	\$21,695	\$1,004.40	\$903.96	\$803.52
16	x	24	\$12,215	\$565.51	\$508.96	\$452.41
16	x	28	\$14,085	\$652.08	\$586.88	\$521.67
16	x	32	\$15,950	\$738.43	\$664.58	\$590.74
16	x	40	\$19,680	\$911.11	\$820.00	\$728.89
16	x	50	\$24,615	\$1,139.58	\$1,025.63	\$911.67



(pricing shown above)

SIDE LOFTED BARN



W	x	L	Price	36 MO	48 MO	60 MO
8	x	12	\$4,090	\$189.35	\$170.42	\$151.48
8	x	16	\$5,385	\$249.31	\$224.38	\$199.44
10	x	12	\$5,105	\$236.34	\$212.71	\$189.07
10	x	16	\$5,690	\$263.43	\$237.08	\$210.74
10	x	20	\$7,155	\$331.25	\$298.13	\$265.00
12	x	16	\$6,910	\$319.91	\$287.92	\$255.93
12	x	20	\$8,390	\$388.43	\$349.58	\$310.74
12	x	24	\$9,790	\$453.24	\$407.92	\$362.59
12	x	28	\$10,355	\$479.40	\$431.46	\$383.52
12	x	32	\$11,935	\$552.55	\$497.29	\$442.04
12	x	40	\$14,735	\$682.18	\$613.96	\$545.74
14	x	20	\$9,390	\$434.72	\$391.25	\$347.78
14	x	24	\$11,020	\$510.19	\$459.17	\$408.15
14	x	28	\$12,640	\$585.19	\$526.67	\$468.15
14	x	40	\$17,540	\$812.04	\$730.83	\$649.63
14	x	50	\$21,895	\$1,013.66	\$912.29	\$810.93
16	x	24	\$12,415	\$574.77	\$517.29	\$459.81
16	x	28	\$14,285	\$661.34	\$595.21	\$529.07
16	x	32	\$16,150	\$747.69	\$672.92	\$598.15
16	x	40	\$19,880	\$920.37	\$828.33	\$736.30
16	x	50	\$24,815	\$1,148.84	\$1,033.96	\$919.07

Z-METAL

LOFTED BARN CABIN

W	x	L	Price	36 MO	48 MO	60 MO
8	x	12	\$5,220	\$241.67	\$217.50	\$193.33
10	x	16	\$6,840	\$316.67	\$285.00	\$253.33
10	x	20	\$8,055	\$372.92	\$335.63	\$298.33
12	x	16	\$7,565	\$350.23	\$315.21	\$280.19
12	x	20	\$9,500	\$439.81	\$395.83	\$351.85
12	x	24	\$10,580	\$489.81	\$440.83	\$391.85
12	x	28	\$11,600	\$537.04	\$483.33	\$429.63
12	x	32	\$12,930	\$598.61	\$538.75	\$478.89
12	x	40	\$16,390	\$758.80	\$682.92	\$607.04
14	x	24	\$11,720	\$542.59	\$488.33	\$434.07
14	x	28	\$13,580	\$628.70	\$565.83	\$502.96
14	x	32	\$15,250	\$706.02	\$635.42	\$564.81
14	x	40	\$18,565	\$859.49	\$773.54	\$687.59
14	x	50	\$23,220	\$1,075.00	\$967.50	\$860.00
16	x	24	\$13,335	\$617.36	\$555.63	\$493.89
16	x	28	\$15,250	\$706.02	\$635.42	\$564.81
16	x	32	\$17,140	\$793.52	\$714.17	\$634.81
16	x	36	\$19,050	\$881.94	\$793.75	\$705.56
16	x	40	\$20,965	\$970.60	\$873.54	\$776.48
16	x	50	\$26,215	\$1,213.66	\$1,092.29	\$970.93

SIDE LOFTED BARN CABIN

W	x	L	Price	36 MO	48 MO	60 MO
10	x	20	\$8,840	\$409.26	\$368.33	\$327.41
12	x	32	\$13,455	\$622.92	\$560.63	\$498.33
12	x	40	\$16,925	\$783.56	\$705.21	\$626.85
14	x	32	\$15,700	\$726.85	\$654.17	\$581.48
14	x	40	\$19,045	\$881.71	\$793.54	\$705.37
16	x	32	\$17,595	\$814.58	\$733.13	\$651.67
16	x	40	\$21,430	\$992.13	\$892.92	\$793.70
16	x	50	\$26,670	\$1,234.72	\$1,111.25	\$987.78



(pricing shown above)



(pricing shown below)

COTTAGE SHED

W	x	L	Price	36 MO	48 MO	60 MO
8	x	12	\$3,795	\$175.69	\$158.13	\$140.56
10	x	20	\$6,675	\$309.03	\$278.13	\$247.22
12	x	20	\$7,735	\$358.10	\$322.29	\$286.48
12	x	40	\$14,065	\$651.16	\$586.04	\$520.93

UTILITY / SIDE UTILITY

W	x	L	Price	36 MO	48 MO	60 MO
8	x	12	\$3,505	\$162.27	\$146.04	\$129.81
8	x	16	\$4,590	\$212.50	\$191.25	\$170.00
10	x	12	\$4,430	\$205.09	\$184.58	\$164.07
10	x	16	\$5,045	\$233.56	\$210.21	\$186.85
10	x	20	\$6,230	\$288.43	\$259.58	\$230.74
12	x	16	\$6,210	\$287.50	\$258.75	\$230.00
12	x	20	\$7,290	\$337.50	\$303.75	\$270.00
12	x	24	\$8,315	\$384.95	\$346.46	\$307.96
12	x	28	\$9,540	\$441.67	\$397.50	\$353.33
12	x	32	\$10,910	\$505.09	\$454.58	\$404.07
12	x	40	\$13,620	\$630.56	\$567.50	\$504.44
14	x	20	\$8,405	\$389.12	\$350.21	\$311.30
14	x	24	\$9,855	\$456.25	\$410.63	\$365.00
14	x	28	\$11,315	\$523.84	\$471.46	\$419.07
14	x	32	\$12,760	\$590.74	\$531.67	\$472.59
14	x	40	\$15,650	\$724.54	\$652.08	\$579.63
14	x	50	\$19,565	\$905.79	\$815.21	\$724.63
16	x	24	\$11,105	\$514.12	\$462.71	\$411.30
16	x	28	\$12,760	\$590.74	\$531.67	\$472.59
16	x	32	\$14,415	\$667.36	\$600.63	\$533.89
16	x	40	\$17,730	\$820.83	\$738.75	\$656.67
16	x	50	\$22,140	\$1,025.00	\$922.50	\$820.00

OPTIONS

All options not available in all areas. Ask dealer for more information.

- 36" Solid 6-Panel Door..... \$400
- 36" 9-Lite Door\$450
- Extra Double Shop-Built Doors.....\$200
- Extra Single Shop-Built Door\$100
- 8' w. Roll-up Garage Door\$1025
- 9' w. Roll-up Garage Door\$1075
- 2'x3' Window.....\$100

- 3'x3' Window.....\$125
- 2'x3' Thermal Pane Windows.....\$325
- 2'x5' Thermal Pane Windows.....\$375
- 3'x3' Thermal Pane Windows.....\$350
- 3'x5' Thermal Pane Windows.....\$450
- Transom Windows\$100
- Shutters (per window).....\$75

- Transom Dormer\$1350
- Sunburst Dormer & Octagon Window.....\$1650
- Shelves/Workbenches (based on size)Ask Dealer
- Felt Paper Underlayment (per square ft).....\$0.50
- Double Thick Floor (per square ft) Ask Dealer
- U-Shape Loft\$225
- Electrical Package.....\$690

METAL (HORIZONTAL) BUILDINGS

SIDE LOFTED BARN

W	x	L	Price	36 MO	48 MO	60 MO
8	x	12	\$3,245	\$150.23	\$135.21	\$120.19
8	x	16	\$4,255	\$196.99	\$177.29	\$157.59
10	x	12	\$4,045	\$187.27	\$168.54	\$149.81
10	x	16	\$4,590	\$212.50	\$191.25	\$170.00
10	x	20	\$5,660	\$262.04	\$235.83	\$209.63
12	x	16	\$5,465	\$253.01	\$227.71	\$202.41
12	x	20	\$6,625	\$306.71	\$276.04	\$245.37
12	x	24	\$7,725	\$357.64	\$321.88	\$286.11

UTILITY / SIDE UTILITY

W	x	L	Price	36 MO	48 MO	60 MO
8	x	12	\$2,750	\$127.31	\$114.58	\$101.85
8	x	16	\$3,600	\$166.67	\$150.00	\$133.33
10	x	12	\$3,470	\$160.65	\$144.58	\$128.52
10	x	16	\$3,960	\$183.33	\$165.00	\$146.67
10	x	20	\$4,885	\$226.16	\$203.54	\$180.93
12	x	16	\$4,875	\$225.69	\$203.13	\$180.56
12	x	20	\$5,720	\$264.81	\$238.33	\$211.85
12	x	24	\$6,520	\$301.85	\$271.67	\$241.48

BARN

W	x	L	Price	36 MO	48 MO	60 MO
8	x	12	\$2,585	\$119.68	\$107.71	\$95.74
8	x	16	\$3,455	\$159.95	\$143.96	\$127.96
10	x	12	\$3,140	\$145.37	\$130.83	\$116.30
10	x	16	\$3,620	\$167.59	\$150.83	\$134.07
12	x	16	\$4,525	\$209.49	\$188.54	\$167.59

LOFTED BARN

W	x	L	Price	36 MO	48 MO	60 MO
8	x	12	\$3,045	\$140.97	\$126.88	\$112.78
8	x	16	\$4,055	\$187.73	\$168.96	\$150.19
10	x	12	\$3,845	\$178.01	\$160.21	\$142.41
10	x	16	\$4,390	\$203.24	\$182.92	\$162.59
10	x	20	\$5,460	\$252.78	\$227.50	\$202.22
12	x	16	\$5,265	\$243.75	\$219.38	\$195.00
12	x	20	\$6,425	\$297.45	\$267.71	\$237.96
12	x	24	\$7,525	\$348.38	\$313.54	\$278.70

Side Utility



Utility



Lofted



LOFTED BARN GARAGE

W	x	L	Price	36 MO	48 MO	60 MO
12	x	16	\$7,140	\$330.56	\$297.50	\$264.44
12	x	18	\$7,795	\$360.88	\$324.79	\$288.70
12	x	20	\$8,300	\$384.26	\$345.83	\$307.41
12	x	22	\$8,945	\$414.12	\$372.71	\$331.30
12	x	24	\$9,400	\$435.19	\$391.67	\$348.15

IMPORTANT NOTE:

12' wide buildings + wider are measured eave to eave due to Department of Transportation hauling restrictions (excluding Texas).

SPECIALTY + BEST VALUE BUILDINGS

BEST VALUE WOOD



W	x	L	Price	36 MO	48 MO	60 MO
8	x	12	\$3,330	\$154.17	\$138.75	\$123.33
10	x	12	\$4,195	\$194.21	\$174.79	\$155.37
10	x	16	\$4,675	\$216.44	\$194.79	\$173.15
10	x	20	\$5,950	\$275.46	\$247.92	\$220.37
12	x	16	\$5,750	\$266.20	\$239.58	\$212.96
12	x	20	\$7,020	\$325.00	\$292.50	\$260.00
12	x	24	\$8,215	\$380.32	\$342.29	\$304.26

BEST VALUE WOOD SIDE UTILITY

W	x	L	Price	36 MO	48 MO	60 MO
8	x	12	\$2,750	\$127.31	\$114.58	\$101.85
10	x	12	\$3,470	\$160.65	\$144.58	\$128.52
10	x	16	\$3,960	\$183.33	\$165.00	\$146.67
10	x	20	\$4,885	\$226.16	\$203.54	\$180.93
12	x	16	\$4,875	\$225.69	\$203.13	\$180.56
12	x	20	\$5,720	\$264.81	\$238.33	\$211.85
12	x	24	\$6,520	\$301.85	\$271.67	\$241.48

BEST VALUE SIDE METAL

W	x	L	Price	36 MO	48 MO	60 MO
8	x	12	\$2,420	\$112.04	\$100.83	\$89.63
8	x	16	\$2,725	\$126.16	\$113.54	\$100.93
10	x	12	\$2,725	\$126.16	\$113.54	\$100.93
10	x	16	\$3,430	\$158.80	\$142.92	\$127.04
10	x	20	\$4,050	\$187.50	\$168.75	\$150.00
12	x	16	\$4,050	\$187.50	\$168.75	\$150.00
12	x	20	\$4,365	\$202.08	\$181.88	\$161.67
12	x	24	\$4,680	\$216.67	\$195.00	\$173.33

BEST VALUE METAL



W	x	L	Price	36 MO	48 MO	60 MO
8	x	12	\$2,150	\$99.54	\$89.58	\$79.63
8	x	16	\$2,465	\$114.12	\$102.71	\$91.30
10	x	12	\$2,465	\$114.12	\$102.71	\$91.30
10	x	16	\$3,165	\$146.53	\$131.88	\$117.22
10	x	20	\$3,795	\$175.69	\$158.13	\$140.56
12	x	16	\$3,795	\$175.69	\$158.13	\$140.56
12	x	20	\$4,105	\$190.05	\$171.04	\$152.04
12	x	24	\$4,415	\$204.40	\$183.96	\$163.52



* Windows NOT included in price.



METROSHEDS A Perfect Fit for your suburban home."

METRO SHED

W	x	L	Price	36 MO	48 MO	60 MO
5	x	8	\$2,080	\$96.30	\$86.67	\$77.04
5	x	12	\$2,315	\$107.18	\$96.46	\$85.74
6	x	8	\$2,315	\$107.18	\$96.46	\$85.74
6	x	12	\$2,440	\$112.96	\$101.67	\$90.37
7	x	8	\$2,560	\$118.52	\$106.67	\$94.81
7	x	12	\$2,810	\$130.09	\$117.08	\$104.07
8	x	8	\$2,690	\$124.54	\$112.08	\$99.63
8	x	12	\$2,935	\$135.88	\$122.29	\$108.70

METRO STUDIO

W	x	L	Price	36 MO	48 MO	60 MO
8	x	12	\$4,785	\$221.53	\$199.38	\$177.22
8	x	16	\$5,395	\$249.77	\$224.79	\$199.81
10	x	12	\$5,280	\$244.44	\$220.00	\$195.56
10	x	16	\$6,140	\$284.26	\$255.83	\$227.41
10	x	20	\$7,000	\$324.07	\$291.67	\$259.26

CABANA



W	x	L	Price	36 MO	48 MO	60 MO
10	x	12	\$4,230	\$195.83	\$176.25	\$156.67
10	x	16	\$5,445	\$252.08	\$226.88	\$201.67
10	x	20	\$6,795	\$314.58	\$283.13	\$251.67
12	x	16	\$6,530	\$302.31	\$272.08	\$241.85
12	x	20	\$8,095	\$374.77	\$337.29	\$299.81
12	x	24	\$9,710	\$449.54	\$404.58	\$359.63
14	x	16	\$7,010	\$324.54	\$292.08	\$259.63
14	x	20	\$8,745	\$404.86	\$364.38	\$323.89
16	x	20	\$10,675	\$494.21	\$444.79	\$395.37
16	x	24	\$12,670	\$586.57	\$527.92	\$469.26

METRO GARDEN SHED

W	x	L	Price	36 MO	48 MO	60 MO
7	x	12	\$3,485	\$161.34	\$145.21	\$129.07
7	x	16	\$4,530	\$209.72	\$188.75	\$167.78
8	x	12	\$3,660	\$169.44	\$152.50	\$135.56
8	x	16	\$4,765	\$220.60	\$198.54	\$176.48
10	x	12	\$4,705	\$217.82	\$196.04	\$174.26
10	x	16	\$5,330	\$246.76	\$222.08	\$197.41

METRO SHED GARAGE

W	x	L	Price	36 MO	48 MO	60 MO
7	x	8	\$3,540	\$163.89	\$147.50	\$131.11
7	x	12	\$3,790	\$175.46	\$157.92	\$140.37
7	x	16	\$3,910	\$181.02	\$162.92	\$144.81
8	x	8	\$3,845	\$178.01	\$160.21	\$142.41
8	x	12	\$4,155	\$192.36	\$173.13	\$153.89
8	x	16	\$4,400	\$203.70	\$183.33	\$162.96



Metro Shed Long Side 36" Door



Metro Garden Shed



Metro Studio



Metro Shed Garage

SIDE GABLE UTILITY



W	x	L	Price	36 MO	48 MO	60 MO
10	x	12	\$4,295	\$198.84	\$178.96	\$159.07
10	x	16	\$4,865	\$225.23	\$202.71	\$180.19
10	x	20	\$5,960	\$275.93	\$248.33	\$220.74
12	x	16	\$5,945	\$275.23	\$247.71	\$220.19
12	x	20	\$6,945	\$321.53	\$289.38	\$257.22
12	x	24	\$7,880	\$364.81	\$328.33	\$291.85
8	x	12	\$3,440	\$159.26	\$143.33	\$127.41

NO CREDIT CHECK!



PLAYHOUSES | HIDEOUT

W	x	L	Price	36 MO	48 MO	60 MO
8	x	12	\$3,870	\$179.17	\$161.25	\$143.33
10	x	12	\$4,280	\$198.15	\$178.33	\$158.52
10	x	16	\$5,235	\$242.36	\$218.13	\$193.89

PLAYHOUSES | VICTORIAN




W	x	L	Price	36 MO	48 MO	60 MO
8	x	12	\$3,935	\$182.18	\$163.96	\$145.74
10	x	12	\$4,340	\$200.93	\$180.83	\$160.74
10	x	16	\$5,295	\$245.14	\$220.63	\$196.11

DERKSEN GREENHOUSE

FEATURES:

- Industrial Grade Clear Polycarbonate Upper Siding & Roof
- Stained LP Smartside Lower Siding
- Automatic Vent Door
- 5 Year Warranty
- Optional Solar-Powered Fan (\$850)
- Available Stains:



SEMINOLE
BROWN

SEMINOLE
CEDAR

SEMINOLE
RED

SEMINOLE
WEATHERWOOD

SEMINOLE
WHITE



\$5810.00
+ TAX

8' X 16'

36 MO. RTO	48 MO. RTO	60 MO. RTO
\$268.98 + TAX	\$242.08 + TAX	\$215.19 + TAX

\$6995.00
+ TAX

10' X 20'

36 MO. RTO	48 MO. RTO	60 MO. RTO
\$323.84 + TAX	\$291.46 + TAX	\$259.07 + TAX

\$4575.00

8' X 12'

36 MO. RTO	48 MO. RTO	60 MO. RTO
\$211.81 + TAX	\$190.63 + TAX	\$169.44 + TAX

(8' x 12' shown below)



BUY OR RENT TO OWN. NO CREDIT CHECK.

CHICKEN COOPS

\$5170.00 + TAX

(8' X 12')	36 MO. RTO	48 MO. RTO	60 MO. RTO
	\$239.35 + TAX	\$215.42 + TAX	\$191.48 + TAX

FEATURES: Chicken Door, Nesting Box + Roost Ladder

8' X 12' CHICKEN COOP



8' X 20' CHICKEN COOP




\$8775.00 + TAX

(8' X 20')	36 MO. RTO	48 MO. RTO	60 MO. RTO
	\$406.25 + TAX	\$365.63 + TAX	\$325.00 + TAX

LUX GUARD FLOORING:

- Durable + Attractive
- Easy to Clean Material
- Slip + Stain Resistant
- Effective Moisture Barrier



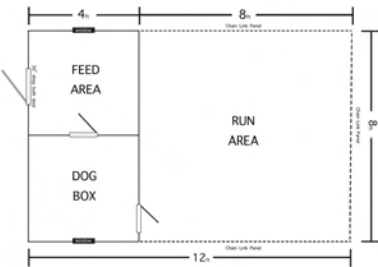
OUTDOOR DOG KENNELS

The Outdoor Dog Kennels are designed to keep your dogs well-cared for and safe without worry. Our craftsmanship + quality construction will provide years of satisfaction. The outdoor run area is separated by the Chain Link Divider which provides a large enclosure for your dogs or puppies of any size.

SINGLE DOG KENNEL 8' X 12'

\$5785.00 + TAX

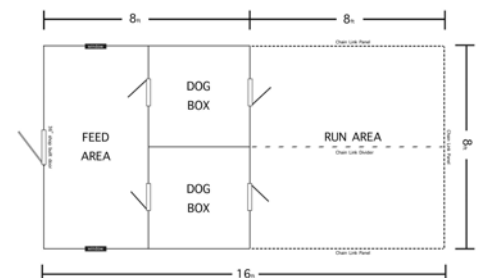
36 MO. RTO	48 MO. RTO	60 MO. RTO
\$267.82 + TAX	\$241.04 + TAX	\$214.26 + TAX



DOUBLE DOG KENNEL 8' X 16'

\$6775.00 + TAX

36 MO. RTO	48 MO. RTO	60 MO. RTO
\$313.66 + TAX	\$282.29 + TAX	\$250.93 + TAX



BUY OR RENT TO OWN. NO CREDIT CHECK.

3 BOX DOG KENNEL 12' X 24'



OTHER AVAILABLE SIZES

SIZE	PRICE	36 MO. RTO	48 MO. RTO	60 MO. RTO
12 X 16	\$10,550 + TAX	\$488.43 + TAX	\$439.58 + TAX	\$390.74 + TAX
12 X 20	\$11,490 + TAX	\$531.94 + TAX	\$478.75 + TAX	\$425.56 + TAX
12 X 24	\$12,540 + TAX	\$580.56 + TAX	\$522.50 + TAX	\$464.44 + TAX
12 X 28	\$13,270 + TAX	\$614.35 + TAX	\$552.92 + TAX	\$491.48 + TAX
12 X 30	\$13,620 + TAX	\$630.56 + TAX	\$567.50 + TAX	\$504.44 + TAX
12 X 32	\$14,115 + TAX	\$653.47 + TAX	\$588.13 + TAX	\$522.78 + TAX
12 X 36	\$15,135 + TAX	\$700.69 + TAX	\$630.63 + TAX	\$560.56 + TAX
12 X 40	\$16,135 + TAX	\$746.99 + TAX	\$672.29 + TAX	\$597.59 + TAX

OTHER AVAILABLE SIZES

SIZE	PRICE	36 MO. RTO	48 MO. RTO	60 MO. RTO
16 X 16	\$13,220 + TAX	\$612.04 + TAX	\$550.83 + TAX	\$489.63 + TAX
16 X 20	\$14,460 + TAX	\$669.44 + TAX	\$602.50 + TAX	\$535.56 + TAX
16 X 24	\$15,705 + TAX	\$727.08 + TAX	\$654.38 + TAX	\$581.67 + TAX
16 X 28	\$16,935 + TAX	\$784.03 + TAX	\$705.63 + TAX	\$627.22 + TAX
16 X 30	\$17,560 + TAX	\$812.96 + TAX	\$731.67 + TAX	\$650.37 + TAX
16 X 32	\$18,185 + TAX	\$841.90 + TAX	\$757.71 + TAX	\$673.52 + TAX
16 X 36	\$19,420 + TAX	\$899.07 + TAX	\$809.17 + TAX	\$719.26 + TAX
16 X 40	\$20,660 + TAX	\$956.48 + TAX	\$860.83 + TAX	\$765.19 + TAX
16 X 44	\$22,500 + TAX	\$1,041.67 + TAX	\$937.50 + TAX	\$833.33 + TAX
16 X 50	\$24,630 + TAX	\$1,140.28 + TAX	\$1,026.25 + TAX	\$912.22 + TAX

4 BOX DOG KENNEL 16' X 24'



STANDARD FEATURES:



2' X 3' WINDOW



INTERIOR DOGGIE DOOR WINDOW



EXTERIOR DOGGIE DOOR



INTERIOR DOGGIE DOOR



SINGLE INSULATED DOG BOX, 8' X 12'



DOUBLE INSULATED DOG BOX, 8' X 16'



36" SHOP DOOR W/ TRANSOM WINDOW



12' KENNEL | 3 DOGGIE DOORS



16' KENNEL | 4 DOGGIE DOORS



COMPOSITE DECKING



FENCING