

FLUVERI MULTIPOINT LOCKING



The Gilgen multipoint locking FLUVERI is a high quality lock system that guarantees fast and safe locking and unlocking of the door. It is invisibly incorporated into the vertical profile of the door leaves. Thanks to the pivoting locking bolts, the door is efficiently protected against forced opening attempts using lever action from any direction. As an option, this system can be complemented by a door and lock-monitoring feature.

Automatic door leaf locking

The locking and unlocking is automatically achieved in a matter of seconds via the locking motor integrated in the door leaf.







By means of a freewheel cylinder, the locking mechanism can be manually operated by means of a key, from inside and/or outside at a convenient service height. The locked door can also be unlocked and opened from inside using the manual unlocking lever available as an option.




Manual door leaf locking

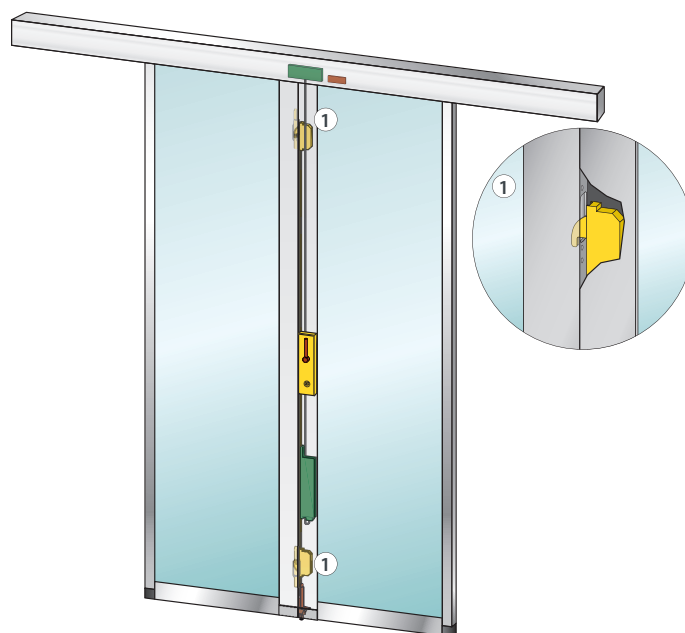
The door can be locked and unlocked from inside and/or from the outside at a convenient service height by means of a key. For installations equipped with fix-point door leaf guide shoes, an additional bolt for securing the door leaf towards the bottom is available; this option, however, causes a slight reduction of the door's clear width.

Technical data - Fluveri Multi-Point Locking

Application with Gilgen profile systems PSX, PSXP, PSW (the green door leaves)

	automatic locking	manual locking
SLX		
SLX - M		
SLX Break Out		

-  Manual locking
-  Additional components for automatic locking
-  Options:
 - Locking bolt engaging into the floor (only with manual version)
 - Manual unlocking device
 - Lock monitoring feature



Manual locking /
unlocking via key
or rotary type knob
from inside and/or
outside



Option:
Manual unlocking
device Standard,
inside



Option:
Manual unlocking
device for SLX Bre-
ak-Out, inside



Option:
Manual unlocking
device for PSW
<green access>
(completely integ-
rated in the profile),
inside

Locking appropriate for:



Round cylinder



Profile cylinder



Fotan Ltd
Vincent's Yard
23 Alphabet Mews
London SW9 0FN
Tel : +44 7395 542331
enquiry@fotanltd.co.uk
www.fotan-ltd.co.uk