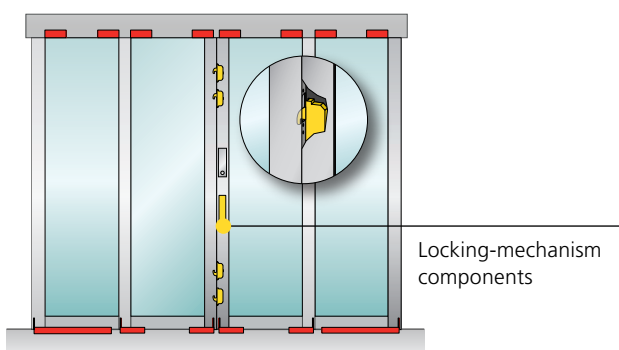


BURGLAR-RESISTANT AUTOMATIC SLIDING DOOR

TESTED AND APPROVED TO UK AND EUROPEAN SECURITY STANDARDS



**Multi-point locking (FLUVERI RC)
components and system reinforcement**



Gilgen's SL-S range of automatic security rated sliding door sets offer optimum resistance to break-in attempts whilst providing architecturally pleasing people flow solutions. They are tested and certified to a selection of UK standards by BRE-LPCB and they also satisfy similar European security standards.

Certification according British standards

- PAS 24: 2016 (D classification)
- BRE - LPS 2081 Issue 1(B classification)
- BRE- LPS 1175 Issue 7 (SR1 & SR2 classification)

Fulfil European standards:

- Break-in prevention standards EN 1627 - EN 1630
- TÜV-tested for conformity with corresponding specifications and standards for safety in use (e.g. BS EN 16005)

Door configurations

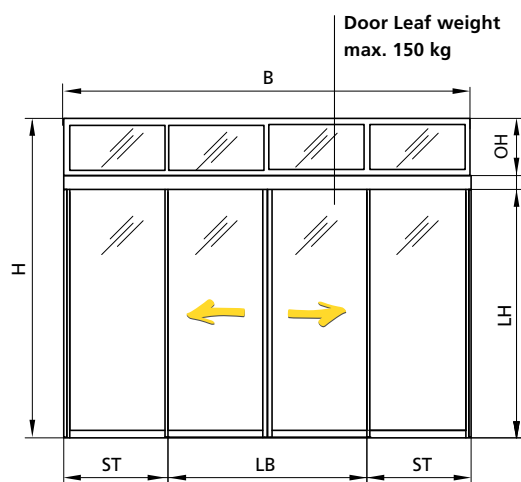
- Single-leaf and bi-parting sliding doors
- With side panel(s), glazed overhead panel and / or protective leaf/leaves
- FLUVERI multi-point locking mechanism (concealed by integration into door leaf), automatic / manual
- Flush bottom guide rail / drainage optional
- Can be attached to the door lintel or wall
- Self-supporting, with jamb reinforcement
- Vertical interlocking of door leaf



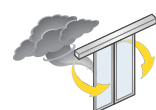
1531a, 1531b, 1531c



Configuration	PAS 24	LPS 2081	LPS 1175
Door model	SL35-S	SL35-S ESRB	SL35-S ESR-1 SL35-S ESR-2
Bi-parting system with side panel and glazed overhead panel			
Clear width (LB)	800-3000	800-3000	800-3000
Clear height (LH)	2000-2640	2000-2640	2000-2640
Side panel width (ST)	438-1850	438-1850	438-1850
Overhead panel height (OH)	300-560	300-560	300-560
Installation width (B)	1730-6130	1730-6130	1730-6130
Installation height (H)	2440-3340	2440-3340	2440-3340
Bi-parting system with side panel			
Clear width (LB)	800-3000	800-3000	800-3000
Clear height (LH)	2000-2640	2000-2640	2000-2640
Side panel width (ST)	438-1850	438-1850	438-1850
Installation width (B)	1730-6130	1730-6130	1730-6130
Installation height (H)	2140-2780	2140-2780	2140-2780
Bi-parting system without side panel			
Clear width (LB)	800-3000	800-3000	800-3000
Clear height (LH)	2000-2640	2000-2640	2000-2640
Installation height (H)	2140-2780	2140-2780	2140-2780
Single door leaf without side panel, with left or right hand opening			
Clear width (LB)	700-1650	700-1650	700-1650
Clear height (LH)	2000-2640	2000-2640	2000-2640
Installation height (H)	2140-2780	2140-2780	2140-2780



Tested for conformity with product standard EN 16361



Air permeability*
PPD 1



Watertightness*
1 A



Wind resistance*
• PPD 600 B

*Depending on the size of the system and its configuration variant:
Values for a bi-parting system of clear width 1600 mm and clear height 2200 mm, with side door panel and drained bottom guide rail



Fotan Ltd
Vincent's Yard
23 Alphabet Mews
London SW9 0FN
Tel : +44 7395 542331
enquiry@fotanltd.co.uk
www.fotan-ltd.co.uk