

fabuwood®



*Leading the way in semi-custom cabinetry*



DIGITAL BROCHURE 2023



## CONTENTS

**Q 1 2** 4

**WARRANTY** 10

### **ILLUME**

Catalina ..... 12

### **ALLURE**

Luna ..... 14

Onyx ..... 16

Galaxy ..... 18

Nexus ..... 20

Fusion ..... 22

Imperio ..... 24

### **VALUE PREMIUM**

Hallmark ..... 26

### **QUEST**

Metro ..... 28

Discovery ..... 30



## At Fabuwood, we create kitchens that make you feel at home.

Cabinets play a pivotal role in orchestrating the flow of your kitchen design. Offering a seamless balance of functionality, endurance and poise, Fabuwood cabinets are built to withstand the test of time. Each door style embodies a distinct character and vibe that's unique to your personality and what you stand for. Featuring cabinets in a

great combination of style, selection and price, Fabuwood invites a welcoming sense of comfort and luxury to the space that's central to your life. Go ahead and explore our wide variety of cabinets styles, materials and finishes, and discover the one that perfectly captures the heart of your home.

# Q12™

QUALITY REDEFINED

Design is so much more than appearance alone. How are quality cabinets truly defined? After performing a thorough analysis alongside industry professionals, the definition of quality cabinets has been narrowed down to twelve unique attributes. Collectively, these twelve simple but significant pillars have been given an even simpler name - Quality 12. A Q12 cabinet encompasses 12 facets that together make up a superior product.










# Q1

## CAREFULLY SELECTED ELEMENTS

To ensure the absolute integrity of our product, each element is carefully selected. We start by choosing only "Grade-A" materials and make no compromises along the way.



# Q2

## PRO TOUCH TECHNIQUES

Our Allure and Illume cabinets offer high-end finishes that are as beautiful as they are durable and practical. Fabuwood's distinctive pro-touch techniques allow for a sustainable and resilient cabinet finish that is not only easy to clean but will retain its beautiful luster for years.



# Q3

## ADVANCED CONSTRUCTION

Our Allure Dovetail and Illume Threespine® construction methods are superior, innovative, and built for a lifetime of use. Fabuwood offers cabinets of the utmost strength, on par with the highest industry standards. Our attention to detail, coupled with advanced construction techniques, means a long lasting, superior quality cabinet every time.





## Q4

### ANTI-WARP STRUCTURES

All our cabinets are engineered in a way that eliminates warping, ensuring the cabinets hold up against elemental pressures. Crafted to perfection, every detailed component is created with unflinching durability. Each cabinet we produce is held to a high standard, ensuring long-lasting reliability.

## Q5

### METAL SHELF CLIPS

To maintain a maximum level of stability that preserves a shelf's longevity, these metal shelf clips assure sturdiness and durability. With this feature, your shelves are sure to stand the test of time.



## Q6

### TOUGH BACK BUILDS

For superior structural longevity, the back builds on the Allure and Illume series are built tough and easy to install. Our rigorous pressure testing guarantees that our products won't give in.





## Q7

### FLUSH FIT

To achieve an attractive appearance that is convenient and practical, our Q12 cabinets are built with a flush fit to ensure smooth surfaces and easy in-and-out access.

## Q8

### UNIQUE INTERIORS

The interior finish of our cabinets is as important as the exterior. Fabuwood offers high end, unique interior finishes for a clean and sophisticated look.



## Q9

### ONE-CLICK INSTALLATION

In addition to our soft-close action feature, the cutting-edge Blum Compact Clip Hinge allows for lightning-fast one-click installation and release.





## Q10

### FLUID FULL-EXTENSION

Our cabinets are built with smooth full-extension glides to guarantee an enhanced running action that maximizes its storage to full capacity. Fabuwood manufactures its cabinets with Blum's tandem plus runners and soft-closing technology, utilizing space while also preventing damage and deterioration.



## Q11

### EZ LEVEL DRAWER FRONTS

On both framed and frameless products, to achieve an aesthetically graceful balance and ensure proper drawer alignment and function, our cabinets use an effortless system, utilizing a degree of mechanical precision for installing perfectly positioned drawer faces.



## Q12

### LIMITED LIFETIME WARRANTY

Our integrity-defining limited lifetime warranty is our commitment to quality and excellence. The warranty reflects our pledge to always back our cabinets while delivering an immaculate product. With precise crafting techniques, Q12 cabinets are poised for a lifetime of use.



*Our acclaimed Q12® cabinets  
are now backed by a  
**Limited Lifetime Warranty***

Our new Limited Lifetime Warranty reflects our commitment to excellence and uncompromising quality. Like our Q12® certification, the warranty confirms our pledge to our customers and our products, bringing you the best in the industry.

*The warranty is available for all Allure and Illume products.*









## CATALINA

---

- ◆ Full overlay MDF slab door and drawer front
- ◆ BLUM Tandembox Deluxe Metal Drawer System with Pearl Grey Interior
- ◆ BLUM Concealed Clip-On Hinges with BLUMOTION Soft-Close and Quick-Release Technology. Hinges are six-way adjustable.
- ◆ Tandem plus Blumotion full extension concealed drawer runners
- ◆ Frameless Box with Cutting-Edge Threespine® Click Technology
- ◆ White Linen textured Laminate interior
- ◆ 3/4" Engineered Furniture Board (EFB) shelves edge-banded in White Linen textured laminate
- ◆ Adjustable furniture feet included with Base & Tall Cabinets for easy leveling during installation
- ◆ **NEW!** Limited Lifetime Warranty





Q12™  
PREMIUM KITCHEN CABINETS




NEW

BIANCO  
GLOSS




NEW

GRIGIO GLOSS



NEW

BIANCO  
MATTE



NEW

CARBONE  
MATTE

Illume



# LUNA


---

- ◆ Full overlay door with mortise & tenon construction and applied molding detail
- ◆ 5-pc. recessed drawer front
- ◆ 5/8" solid wood drawer box with dovetail construction
- ◆ Blum Compact Clip (Model# 31C3355B.20) Concealed Hinges with Quick-Release Technology and Blumotion Soft-close. Hinges are 6-way Adjustable
- ◆ Tandem plus Blumotion (model #563H) full extension concealed drawer runners
- ◆ 1/2" select veneer plywood construction
- ◆ Natural finished interior
- ◆ 3/4" select veneer plywood adjustable shelves edge-banded in natural finish
- ◆ Face frame and end panels attached with dovetail construction
- ◆ **NEW!** Limited Lifetime Warranty

## Standard Colors:



DOVE



KONA



INDIGO

## Express Custom Colors:



SAGE GREEN



HUNTER GREEN



OCEAN BLUE



DENIM BLUE



CLOUD WHITE



PITCH BLACK





Q12™  
PREMIUM KITCHEN CABINETS

Allure

# O N Y X

---

- ◆ Full overlay door with mortise & tenon construction
- ◆ 5-pc. recessed drawer front
- ◆ 5/8" solid wood drawer box with dovetail construction
- ◆ Blum Compact Clip (Model# 31C3355B.20) Concealed Hinges with Quick-Release Technology and Blumotion Soft-close. Hinges are 6-way Adjustable
- ◆ Tandem plus Blumotion (model #563H) full extension concealed drawer runners
- ◆ 1/2" select veneer plywood construction
- ◆ Natural finished interior
- ◆ 3/4" select veneer plywood adjustable shelves edge-banded in natural finish
- ◆ Face frame and end panels attached with dovetail construction
- ◆ **NEW!** Limited Lifetime Warranty

## Standard Colors:



COBBLESTONE



HORIZON



FROST

## Express Custom Colors:



SAGE GREEN



HUNTER GREEN



OCEAN BLUE



DENIM BLUE



CLOUD WHITE



PITCH BLACK







Allure



## G A L A X Y

---

- ◆ Full overlay door with mortise & tenon construction
- ◆ 5-pc. recessed drawer front
- ◆ 5/8" solid wood drawer box with dovetail construction
- ◆ Blum Compact Clip (Model# 31C3355B.20) Concealed Hinges with Quick-Release Technology and Blumotion Soft-close. Hinges are 6-way Adjustable
- ◆ Tandem plus Blumotion (model #563H) full extension concealed drawer runners
- ◆ 1/2" select veneer plywood construction
- ◆ Natural finished interior
- ◆ 3/4" select veneer plywood adjustable shelves edge-banded in natural finish
- ◆ Face frame and end panels attached with dovetail construction
- ◆ **NEW!** Limited Lifetime Warranty





*Standard Colors:*



ESPRESSO



COBBLESTONE



HORIZON



INDIGO




LINEN



FROST



NICKEL



TIMBER

*Express Custom Colors:*



SAGE GREEN



HUNTER GREEN



OCEAN BLUE



DENIM BLUE



CLOUD WHITE



PITCH BLACK

Allure



# N E X U S

---

- ◆ Full overlay MDF reversed center panel door with mortise & tenon construction
- ◆ 5-pc. recessed drawer front
- ◆ 5/8" solid wood drawer box with dovetail construction
- ◆ Blum Compact Clip (Model# 31C3355B.20) Concealed Hinges with Quick-Release Technology and Blumotion Soft-close. Hinges are 6-way Adjustable
- ◆ Tandem plus Blumotion (model #563H) full extension concealed drawer runners
- ◆ 1/2" select veneer plywood construction
- ◆ Natural finished interior
- ◆ 3/4" select veneer plywood adjustable shelves edge-banded in natural finish
- ◆ Face frame and end panels attached with dovetail construction
- ◆ **NEW!** Limited Lifetime Warranty

*Standard Colors:*



FROST

*Express Custom Colors:*





Q12™  
PREMIUM KITCHEN CABINETS

Allure



## F U S I O N

---

- ◆ Full overlay MDF reversed center panel door with mortise & tenon construction
- ◆ 5-pc. recessed drawer front
- ◆ 5/8" solid wood drawer box with dovetail construction
- ◆ Blum Compact Clip (Model# 31C3355B.20) Concealed Hinges with Quick-Release Technology and Blumotion Soft-close. Hinges are 6-way Adjustable
- ◆ Tandem plus Blumotion (model #563H) full extension concealed drawer runners
- ◆ 1/2" select veneer plywood construction
- ◆ Natural finished interior
- ◆ 3/4" select veneer plywood adjustable shelves edge-banded in natural finish
- ◆ Face frame and end panels attached with dovetail construction
- ◆ **NEW!** Limited Lifetime Warranty





Q12™  
PREMIUM KITCHEN CABINETS

*Standard Colors:*



BLANC



NICKEL



DOVE



STONE



OYSTER



KONA

*Express Custom Colors:*



SAGE GREEN



HUNTER GREEN



OCEAN BLUE



DENIM BLUE



CLOUD WHITE



PITCH BLACK

Allure

# IMPERIO

---

- ◆ Full overlay door with mortise & tenon construction
- ◆ Applied moulding and 5-pc. recessed drawer front
- ◆ 5/8" solid wood drawer box with dovetail construction
- ◆ Blum Compact Clip (Model# 31C3355B.20) Concealed Hinges with Quick-Release Technology and Blumotion Soft-close. Hinges are 6-way Adjustable
- ◆ Tandem plus Blumotion (model #563H) full extension concealed drawer runners
- ◆ 1/2" select veneer plywood construction
- ◆ Natural finished interior
- ◆ 3/4" select veneer plywood adjustable shelves edge-banded in natural finish
- ◆ Face frame and end panels attached with dovetail construction
- ◆ **NEW!** Limited Lifetime Warranty

## Standard Colors:



DOVE



NICKEL

## Express Custom Colors:



SAGE GREEN



HUNTER GREEN



OCEAN BLUE



DENIM BLUE



CLOUD WHITE



PITCH BLACK







Allure



# H A L L M A R K

---

- ◆ Full overlay door on base cabinets with modified overlay on wall cabinets.
- ◆ Solid wood door and drawer front frames are mortise & tenon construction
- ◆ Veneer raised panel door captured into solid wood rails
- ◆ 5-pc. recessed panel drawer front
- ◆ 5/8" solid wood drawer box with dovetail construction
- ◆ Compact Blumotion (model #39C355B.20) soft-close mechanism integrated in concealed six-way adjustable hinges
- ◆ Tandem plus Blumotion (model #563H) full extension concealed drawer runners
- ◆ 1/2" select veneer plywood construction
- ◆ Natural finished interior
- ◆ 5/8" select veneer plywood adjustable shelves edge-banded in natural finish
- ◆ Limited 5-Year Warranty



FROST





Value Premium

# M E T R O

---

- ◆ Traditional overlay door with mortise & tenon construction
- ◆ MDF covered veneer center panel captured into solid wood rails
- ◆ 5-pc. drawer fronts
- ◆ 5/8" solid wood drawer box with dovetail construction
- ◆ Compact Blumotion (model #38N355B.06) soft-close mechanism integrated in concealed six-way adjustable hinges
- ◆ Tandem plus Blumotion (model #554H5330B01) 80% extension concealed drawer runners
- ◆ 1/2" select veneer plywood construction
- ◆ Natural finished interior
- ◆ 5/8" select veneer plywood adjustable shelves edge-banded in natural finish
- ◆ Limited 5-Year Warranty



JAVA



MIST



FROST







Quest



# DISCOVERY

---

- ◆ Traditional overlay door with mortise & tenon construction
- ◆ Veneer recessed panel captured into solid wood rails
- ◆ 5-pc. drawer fronts
- ◆ 5/8" solid wood drawer box with dovetail construction
- ◆ Compact Blumotion (model #38N355B.06) soft-close mechanism integrated in concealed six-way adjustable hinges
- ◆ Tandem plus Blumotion (model #554H5330B01) 80% extension concealed drawer runners
- ◆ 1/2" select veneer plywood construction
- ◆ Natural finished interior
- ◆ 5/8" select veneer plywood adjustable shelves edge-banded in natural finish
- ◆ Limited 5-Year Warranty




FROST







Quest



\*Limited Lifetime Warranty is applicable to the Illume and Allure Product Line only



69 Blanchard St. | Newark, NJ 07105 | T: (201) 432-6555 | F: (201) 432-6055 | [www.fabuwood.com](http://www.fabuwood.com)  
2023 Fabuwood Cabinetry Corp. All Rights Reserved.