







“Per the Lead and Copper Rules, Public Water Systems were required to develop and maintain a Service Line Inventory. A service line is the underground pipe that supplies your home or building with water. To view the Service Line Inventory, which lists the material and type for your location, you can request a copy of the report by contacting Joe Sampson , Water Superintendent by calling 937-606-0334. A copy is also displayed at the water treatment plant on East Fourth street. Our distribution system has no lead or galvanized requiring replacement, or lead status unknown service lines. To determine this, we used the following sources: Records of water main replacements, which is over 90% of our system. All new water mains are C900 plastic water lines. We also used digging records that has shown that the most service lines are copper and very few are copper tube size (CTS) plastic. Most new instillation on new services or replacement are CTS plastic. There were no records present, that indicated that lead or galvanized lines were present in our system.

The Village of Fletcher is also pleased to announce that a new water tower has been constructed to replace the present tower, which after 75 years of service, is in failing condition. It was determined that it made financial sense to replace the tower, than try to refurbish the old one. The new tower was put into service in June, 2025 and the old tower will be taken down sometime in July, 2025. There were grants used to fund the project so out of pocket expenditures were minimal. For more information on the funding of the new tower, please attend a Board of Public Affairs meeting.



If present, elevated levels of lead can cause serious health problems, especially for pregnant women and young children. Lead in drinking water is primarily from materials and components associated with service lines and home plumbing. The Village of Fletcher Water System is responsible for providing high quality drinking water, but cannot control the variety of materials used in plumbing components. When your water has been sitting for several hours, you can minimize the potential for lead exposure by flushing your tap for 30 seconds to 2 minutes before using water for drinking or cooking. If you are concerned about lead in your water, you may wish to have your water tested. A list of laboratories certified in the State of Ohio to test for lead may be found at:  
<http://www.epa.state.oh.us/ddagw> or by calling 614-644-2752. Information on lead in drinking water, testing methods, and steps you can take to minimize exposure is available from the Safe Drinking Water Hotline at 1-800-426-4791 or at <http://www.epa.gov/safewater/lead>.



**PUBLIC PARTICIPATION**  
You can participate in decisions regarding your water by attending a Board of Public Affairs meeting.  
The board meets on the first Thursday after the second Monday of each month at 611 S. Walnut Street , Municipal Building @ 7:00 p.m  
*For copies of the CCR or further information about your water or how you can help, call Joe Sampson Water Superintendent at 937-606-0334 or email [bjfarm2001@yahoo.com](mailto:bjfarm2001@yahoo.com)*

SOURCES OF CONTAMINATION

The sources of drinking water both tap water and bottled water include rivers, lakes, streams, ponds, reservoirs, springs, and wells. As water travels over the surface of the land or through the ground, it dissolves naturally-occurring minerals and, in some cases, radioactive material, and can pick up substances resulting from the presence of animals or from human activity. Contaminants that may be present in source water include: (A) Microbial contaminants, such as viruses and bacteria, which may come from sewage treatment plants, septic systems, agricultural livestock operations and wildlife; (B) Inorganic contaminants, such as salts and metals, which can be naturally-occurring or result from urban storm water runoff, industrial or domestic wastewater discharges, oil and gas production, mining, or farming; (C) Pesticides and herbicides, which may come from a variety of sources such as agriculture, urban storm water runoff, and residential uses; (D) Organic chemical contaminants, including synthetic and volatile organic chemicals, which are by-products of industrial processes and petroleum production, and can also come from gas stations, urban storm water runoff, and septic systems; (E) Radioactive contaminants, which can be naturally-occurring or be the result of oil and gas production and mining activities.

In order to ensure that tap water is safe to drink, EPA prescribes regulations which limit the amount of certain contaminants in water provided by public water systems. FDA regulations establish limits for contaminants in bottled water which must provide the same protection for public health.

IMMUNO-COMPROMISED PERSONS

Some people may be more vulnerable to contaminants in drinking water than the general population. Immuno-compromised persons such as persons with cancer undergoing chemotherapy, persons who have undergone organ transplants, people with HIV/AIDS or other immune system disorders, some elderly, and infants can be particularly at risk from infections. These people should seek advice about drinking water from their health care providers. EPA/CDC guidelines on appropriate means to lessen the risk of infection by cryptosporidium and other microbiological contaminants are available from the Safe Drinking Water Hotline (800-426-4791).

CONSUMER  
CONFIDENCE  
REPORT

Village  
of  
Fletcher

2024 DATA

We're pleased to present to you this year's Consumer Confidence Report. This report is designed to inform you about the quality water and services we deliver to you every day. Our constant goal is to provide you with a safe and dependable supply of drinking water. We want you to understand the efforts we make to continually improve the water treatment process and protect our water resources. We are committed to ensuring the quality of your water. Our water source is groundwater consisting of 2 wells located on East Fourth Street at the Water Treatment Facility. Our water leaves the wells and enters into the treatment facility where it is filtered, softened and chlorinated then distributed to your homes. Every day tests are done in the lab as well as samples sent to other laboratories to ensure safe drinking water. Recently the Village of Fletcher along with the Ohio EPA completed a study of Fletcher's source of drinking water, to identify potential contaminant sources and provide guidance on protecting the drinking water source. According to this study, the aquifer (water-rich zone) that supplies water to Fletcher has a low susceptibility to contamination. This determination is based on the following:

- < presence of a moderately thick protective layer of clay/shale/other overlying the aquifer,
- < no evidence to suggest that ground water has been impacted by any significant levels of chemical contaminants from human activities,
- < presence of significant potential contaminant sources in the protection area.

This susceptibility means that under currently existing conditions, the likelihood of the aquifer becoming contaminated is moderate. This likelihood can be minimized by implementing appropriate protective measures. More information about the source water assessment or what consumers can do to help protect the aquifer is available by calling Joe Sampson at 937-606-0334.

EPA SAFE DRINKING  
WATER HOTLINE  
1-800-426-4791  
For any questions dealing with  
water quality

Definitions of some terms contained within this report:

**Maximum Contaminant Level Goal (MCLG):** The level of a contaminant in drinking water below which there is no known or expected risk to health. MCLGs allow for a margin of safety.

**Maximum Contaminant level (MCL):** The highest level of contaminant that is allowed in drinking water. MCLs are set as close to the MCLGs as feasible using the best available treatment technology.

**Parts per Billion (ppb) or Micrograms per Liter (µg/L)** are units of measure for concentration of a contaminant. A part per billion corresponds to one second in 31.7 years.

**Parts per Million (ppm) or Milligrams per Liter (mg/L)** are units of concentration of a contaminant. A part per million corresponds to one second in a little over 11.5 days.

**Action Level (AL):** The concentration of a contaminant which, if exceeded, triggers treatment or other requirements which a water system must follow.

**Maximum Residual Disinfectant Level Goal (MRDLG):** The level of drinking water disinfectant below which there is no known or expected risk to health. MRDLGs do not reflect the benefits of the use of disinfectants to control microbial contaminants.

**Maximum Residual Disinfectant Level (MRDL):** The highest level of a disinfectant that is allowed in drinking water. There is convincing evidence that addition of a disinfectant is necessary for the control of microbial contaminants.

**NA:** Not Applicable

**< =** Less than. A result of <5 means that the lowest level that can be detected is 5 and the contaminant in that sample was not detected.

*All drinking water, including bottled drinking water, may be reasonably expected to contain at least small amounts of some contaminants. It's important to remember that the presence of these contaminants does not necessarily pose a health risk. More information about contaminants and potential health effects can be obtained by calling the Environmental Protection Agency's Safe Drinking Water Hotline (1-800-426-4791).*

We have a current, unconditioned license to operate our water system.

The Village of Fletcher routinely monitors for contaminants in your drinking water according to Federal and State laws. This table shows the results of our monitoring for the period of January 1<sup>st</sup> to December 31<sup>st</sup>, **2024**. Some data may be older than one year due to the monitoring schedule.

If you have questions regarding this report please contact: **Joe Sampson, Water Operator @ 937-606-0334**

Contaminants (Units)	MCLG	MCL	Level Found	Range of Detection's	Violation	Sample Year	Typical Source of Contaminants
Inorganic Contaminants							
Fluoride (ppm)	4	4	1.28	NA	No	2024	Naturally occurring/ water additive which promotes strong teeth
Nitrate (ppm)	10	10	0.67	NA	No	2024	Runoff from fertilizer use; Leaching from septic tanks, sewage; Erosion of natural deposits.
Barium (ppm)	2	2	0.186	NA	No	2024	Discharge from drilling wastes.
Residual Disinfectants							
Chlorine (ppm)	MRDLG = 4	MRDL = 4	0.475	0.30– 1.0	No	2024	Drinking water additive used to control microbes.
Disinfection Byproducts							
Total Trihalomethane (TTHM) (ppb)	NA	80	32.4	<0.2-32.4	No	2024	Byproduct of drinking water chlorination.
Total Haloacetic Acids (HAA5) (ppb)	NA	60	20.4	<2.4-20.4	NO	2024	Byproduct of drinking water chlorination.
Lead and Copper							
Contaminants (Units)	Action Level (AL)	Individual Results Over the AL	90% of Test Levels Were Less Than:	Violation	Sample Year	Typical Source of Contaminants	
Copper (ppm)	1.3	Range Found 0.041 -1.240 0 results over 1.3	1.05	No	2024	Corrosion of household plumbing systems; erosion of natural deposits.	
	One out of five copper samples exceeded the Action Level of 1.3 ppm.						
Lead (ppb)	15	Range Found 0.5-6.6 0 Results over 15	1.95	No	2024	Corrosion of household plumbing systems; erosion of natural deposits.	
	Zero out of five lead samples exceeded the Action Level of 15 ppb.						