



# DESIGNED TO WORK LIKE A CHARM

**S-7800 PATIO DOOR**

**All-PVC frame with mechanical sash**

**ph**<sup>®</sup>  
**TECH**

# UNEQUALLED ENERGY EFFICIENCY


**P.H. Tech patio doors are designed to meet the highest and latest Canadian performance standards in terms of energy efficiency.**

- Highly energy-efficient double glazing: non-conductive spacer, low-E coating, and argon gas to maximize the energy rating (ER) of your patio door
- Design that allows for 1"-thick double or triple glazing
- Profiles designed to significantly reduce the risk of condensation



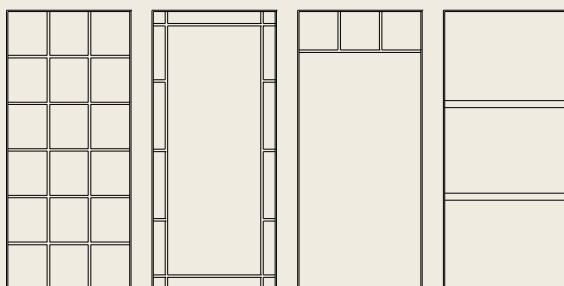
## OPTIONS

- Low-E double or triple glazing
- Bronze tinted glass
- Mini-blinds between the glass available on doors 5', 6', 9' and 12' wide
- Brickmolds



## DECORATIVE GRILLES

- Rectangular 1/4" and 1/4" x 1"
- Georgian 5/16" x 5/8", 5/16" x 1" and 1 3/4"
- Standard configurations: Regular (3 x 6), Prairie (3 x 5), Partial (3 x 1) or G45 (1 x 3)
- On request: non-standard configurations and tubular grids in white, brass, lead or pewter



Regular

Prairie

Partial

G45

# UNPRECEDENTED RELIABILITY

Our doors are designed to ensure the operating sashes slide quietly, smoothly and effortlessly, year after year.

How do we measure carefree operation? With over a million doors sold throughout America.



Patented tandem wheels in ultra-durable nylon leave no marks on the rail and provide smoothness of operation.

Our doors withstood 119,000 test cycles without failure, carrying a 165 lb. sash—the equivalent of over 30 years of constant use!

100% aluminum raised rail protects the wheels from damage or jamming caused by dirt and debris.



## THE EASIEST-OPENING DOOR IN ITS CATEGORY

Try the test yourself: you can open it with just your fingertips!

## ADDITIONAL SECURITY

- Foot lock
- Security bar



- Two-point mortise lock



# CUSTOMIZE YOUR PATIO DOOR

Choose from a wide range of options and accessories.

## STANDARD COLOURS



Blue white



Cream white



Beige

## OPTIONAL EXTERIOR COLOURS

Select from our 30 standard colours available. Ask to see the colour samples.



Black



Grey



Commercial brown


## DOUBLENATURE<sup>®</sup>, THE BEST OF BOTH WORLDS!

A warm and realistic stained wood grain finish that can be applied both inside and out and requires no maintenance.



## HANDLES

Easy-to-grip rounded handles. With or without key. Available in various finishes.



Bright chrome



Brushed chrome



Brass



White



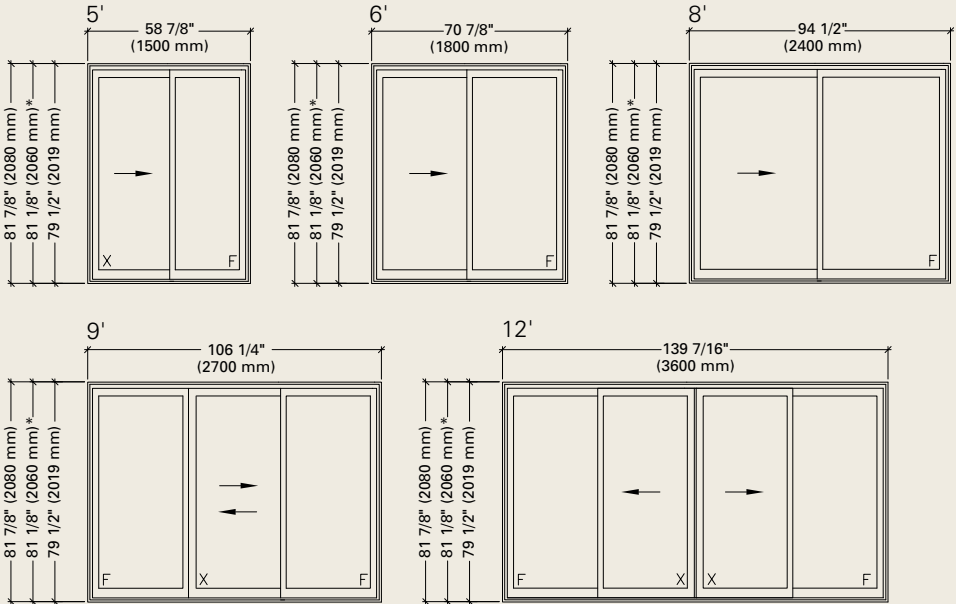
Black



Black nickel

# CONFIGURATIONS

Available in 2-panel, 3-panel, and 4-panel configurations.



Other configurations and custom sizes available.  
 \*81 1/8" (2060 mm) available in blue white vinyl only.

## PANORAMIC MULLING

Transom or sidelites available.



## SCREENS

- Aluminum, with patented spring-loaded rollers for durability and ease of operation
- Will not skip or jump off the track
- Can be removed without tools



Patented spring-loaded suspension system

## PERFORMANCE

### ENERGY PERFORMANCE

Glass package	U-factor (W/m <sup>2</sup> K)	U-factor (Btu/h pi <sup>2</sup> °F)	Solar heat gain (SHGC)	Visual transmission	Energy rating (ER)	Zone
Double, low-e argon, 1", Warm-Edge spacer	1.76	0.31	0.55	0.60	33	2
Triple, low-e double argon, Warm-Edge spacer	1.31	0.23	0.43	0.53	36	3

### WATER-AIR-STRUCTURE PERFORMANCE

Dimensions	Harmonized standard	Performance
1800 mm x 2080 mm 72" x 82"	AAMA/WDMA/CSA 101/I.S.2/A440-08	R-PG60-SD

# BUILT TO LAST

**These doors deliver unrivaled durability and robustness thanks to their 100% PVC ultra-rigid frame.**

- Multichamber PVC frame, 4 9/16"
- Multichamber PVC sash
- Multiple weatherstripping to eliminate air infiltration
- Steel reinforcements in the most heavily used parts
- 1-point mortise lock
- Hidden sash stoppers for aesthetic appeal





# WARRANTIES

P.H. Tech provides the following warranties:

<b>PVC PROFILES</b> <b>20</b> YEAR WARRANTY	<b>ENERGY-EFFICIENT SEALED UNITS</b> <b>15</b> YEAR WARRANTY	<b>HARDWARE</b> <b>1</b> YEAR WARRANTY
--	---	---

