



KATTADA TIMES ANNUAL REPORT
FOR
JUNE 2019 TO MAY 2020

Introduction



Nivasa is an Architectural NGO. We enable humane and dignified housing conditions for the urban and rural poor, through **DESIGN**.

We use a **'Design-Based Thinking Approach'** to solve the housing problem for the BPL population.

So, What is Design Based Thinking Approach?

Design Based Thinking is a methodology: A design mindset is not just focusing on problems; it is focusing on solutions and on actions oriented towards creating a preferred future. Design Based Thinking draws upon logic, imagination, intuition, and systemic reasoning to explore possibilities of what could be—and more importantly, to create desired outcomes that benefit the end user. It is an approach that uses the designer's methods to match people's needs with what is technologically feasible. Henceforth, coming forward with a powerful and highly meaningful solution. Design is mistaken to be a veneer; tokenism, facadism. But, in reality, What essentially design is, is about how the solution actually works.

The DBTA framework we use is a **four step** process to:

Research - Ideate - Design and then lastly to help - Implement.

REDEVELOPMENT OF VILLAGES

Supporting redevelopment of villages in a holistic manner where we contribute to design and help in execution of infrastructure and housing needs.

Kottamedu Village, Kancheepuram District, Tamil Nadu

The Progress so far:

Six more houses at Kottamedu Colony, Kancheepuram District in the project funded by HCL Foundation. We conducted training sessions on block making and quality control for the new set of home owners, & partner NGO, the Banyan's new site team.



PROJECT GRIHA

Developing customized design solutions that consider local material, environment, socio-cultural sensitivities & economic activities, and dissemination of template to contractors, skilled workers and the larger community.

Project Griha – Chitradurga District, Karnataka

Chitradurga and part of Davanegere has plenty of soil and lime availability. Village Mushtur has five families producing lime in traditional kilns that are not very efficient.

Our very first lime kiln built for a small scale producer in Mustur village, Davangere District.

The design was given by Professor Raghunath and Professor Jagadish, who are experts in alternative building technologies. This particular design takes lesser time to construct. The fuel usage is very efficient with less leakage and thus there is improved lime productivity with no compromise in the lime output.

The lime kiln was built with monetary support from an individual donor from Singapore and community support from Chaitanya India Fin Credit Pvt Ltd.

This will be our Project Griha Chitradurga entry!



CSEB Machine, Chikkaballapur District, Karnataka

Block making machine fabricated by Zigma Engineering funded by the CEO, Zilla Panchayat office of Chikkaballapur District has reached Gollahalli Panchayat. The machine will be used in various projects in the District.

We have conducted two training sessions so far on block making for the trainees identified by the panchayat PDO with the block making machine given by the ZP's office. People were curious, excited and thrilled about the quality and strength of the blocks.

We recently tested the blocks made by the trainees for its bearing capacity and the results are very promising!

These blocks will be used for the Anganwadi building and housing projects in and around the panchayat.



Activities with the School kids in Gollahalli village

A session on waste management and recycling was held for Gollahalli government school kids to sensitise them about environmental issues..



Activities with the School kids in Gollahalli village

A small bench with cob walls and lime in the primary school at Gollahalli village with the enthusiastic involvement of the students and the head master was a bit of a welcome break for some of us.










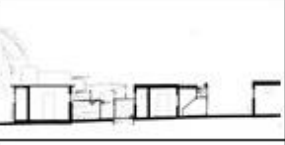

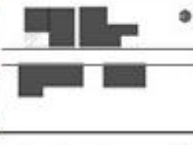
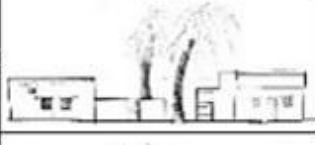




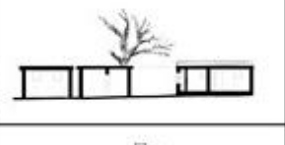


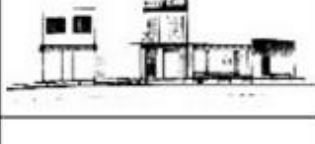





Griha Chikkaballapur, Karnataka

Our study of Chikkaballapur as part of our Project Griha is complete! This project is an ambitious research based understanding of the vernacular and its influence of the rural house forms. The study branches into primary documentation, surveys, interviews with varied resource people and in depth supporting secondary research. The Chikkaballapur CEO's office was very supportive and gave us connects to carry out our research successfully!



GRIHA
Chikkaballapur
2019

























Griha Chikkaballapur

3.1 COMPARISON OF TALUKS – SETTLEMENT LEVEL				
TALUK	STREETS	STREET CUT PLAN	SETTLEMENT ELEVATIONS	SETTLEMENT SECTIONS
Chikkaballapur				
Sidlaghatta				
Chinthamani				
Bagepalli				
Gauribidanur				
Gudibanda				
REMARKS	The villages are permanent agricultural villages. The settlements are semi compact/ nucleated	The plot sizes are of varying size seen in a linear plan facing the street. Few houses are seen with shared walls between 2 units	Almost all houses have flat roofs, with a terrace and staircase.	A regular pattern of single storey flat roofs is followed with entry porch or verandah.


Griha Chikkaballapur

3.2 COMPARISON OF TALUKS- HOUSE LEVEL				
TALUK	OLD HOUSES (LARGE)	OLD HOUSES (SMALL)	NEW HOUSES (RICH)	NEW HOUSES (POOR)
Chikkaballapur				
Sidlaghatta				
Chinthamani				
Bagepalli				
Gauribidanur				
Gudibanda				
REMARKS	Predominantly have larger rooms and more number of segregated spaces arranged axially	Smaller old houses primarily have 2 spaces, the living room and the kitchen. Few seen with cowsheds	The houses are seen with large living space and multiple rooms with attention to finishes as flooring, painting, etc.	Follow almost the same pattern as the richer houses but with smaller and less number of rooms

Griha Chikkaballapur

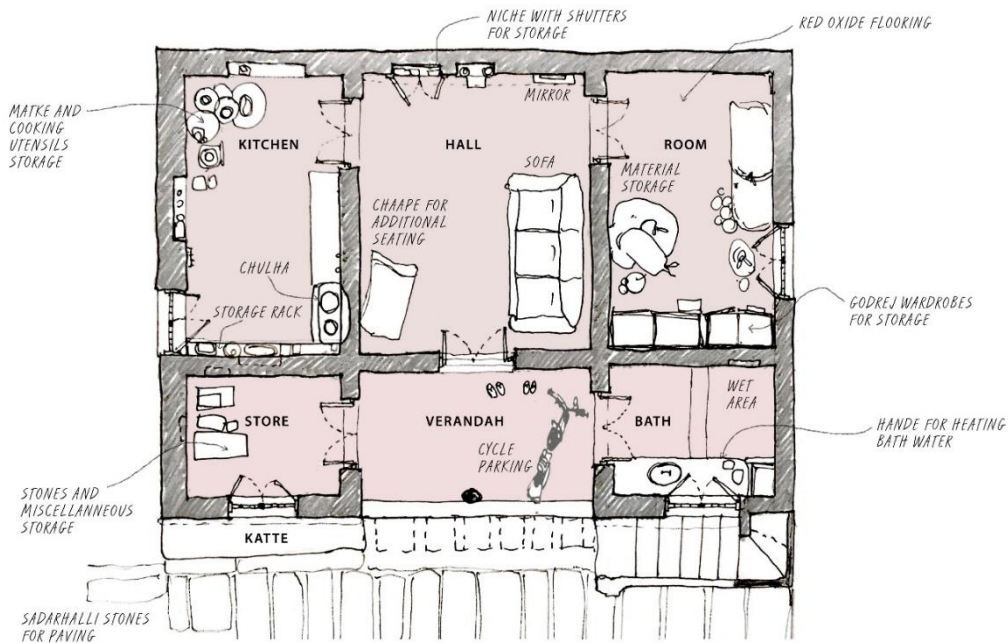
3.2 COMPARISON OF TALUKS- HOUSE LEVEL				
TALUK	OLD HOUSES (LARGE)	OLD HOUSES (SMALL)	NEW HOUSES (RICH)	NEW HOUSES (POOR)
Chikkaballapur				
Sidlaghatta				
Chinthamani				
Bagepalli				
Gauribidanur				
Gudibanda				
REMARKS	Predominantly have larger rooms and more number of segregated spaces arranged axially.	Smaller old houses primarily have 2 spaces, the living room and the kitchen. Few seen with cowsheds.	The houses are seen with large living space and multiple rooms with attention to finishes as flooring, painting, etc.	Follow almost the same pattern as the richer houses but with smaller and less number of rooms

Griha Chikkaballapur

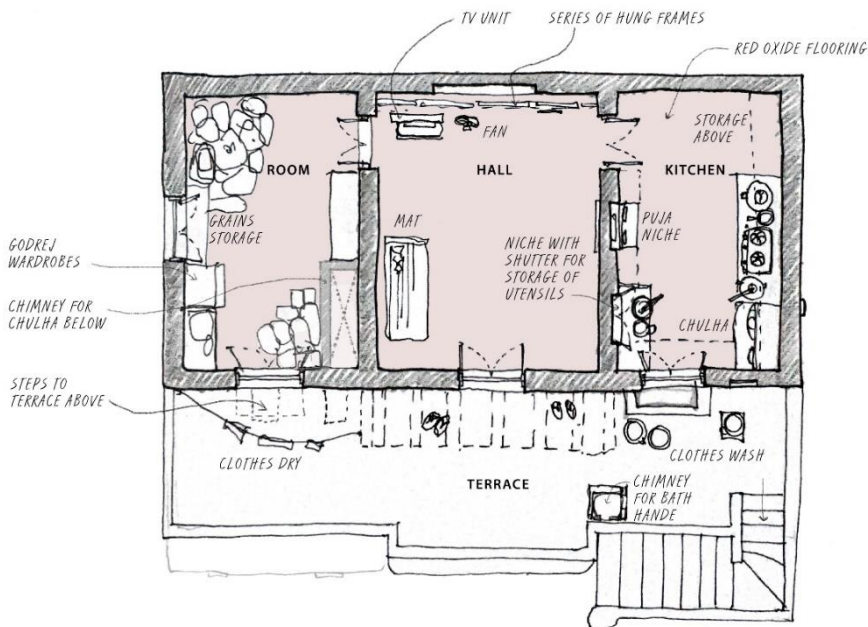


Vernacular study

Griha Chikkaballapur



GROUND FLOOR
CHIKKABALLAPUR | VILLAGE 3 | HOUSE 1



FIRST FLOOR
CHIKKABALLAPUR | VILLAGE 3 | HOUSE 1

Typology study sketches

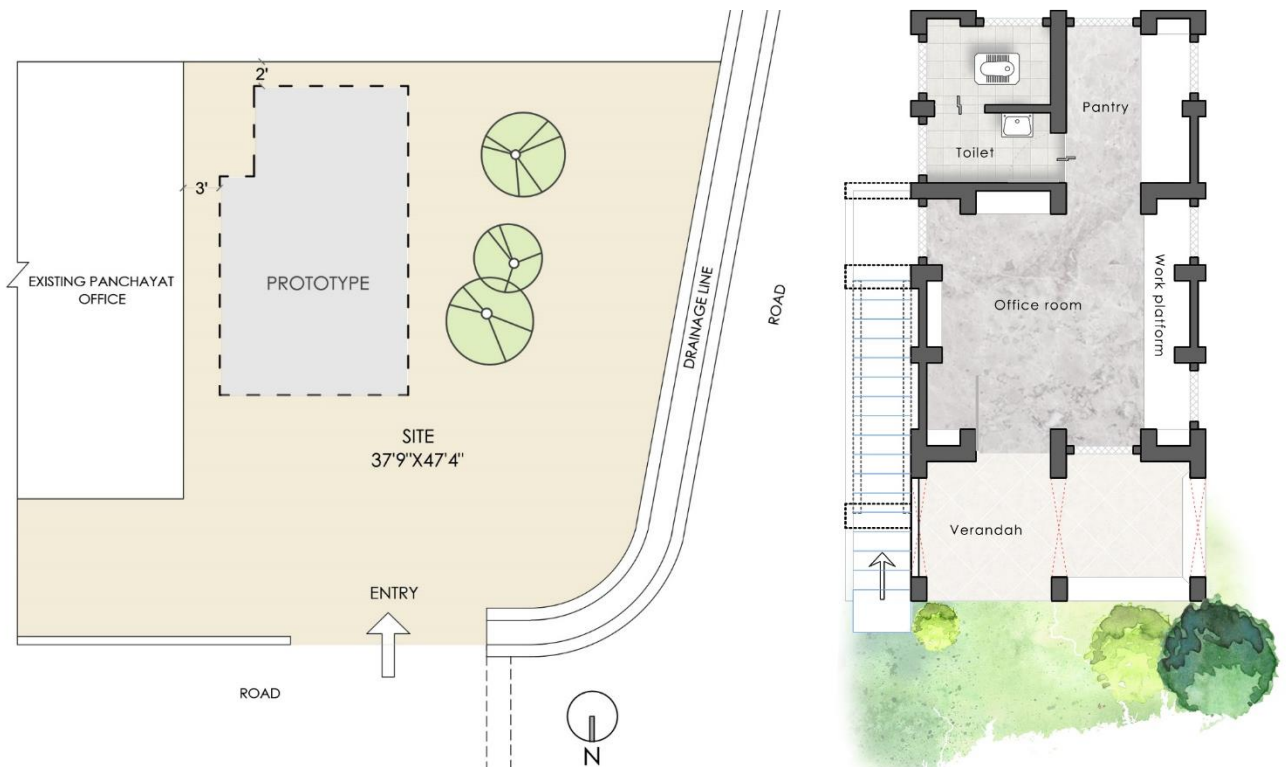
World bank project, Chikkaballapur District, Karnataka

We have started a R&D project at Gollahalli GP, Chikkaballapur district in collaboration with BMS College Civil Engineering Department supported by the prestigious World Bank Funded TEQIP 3 project!

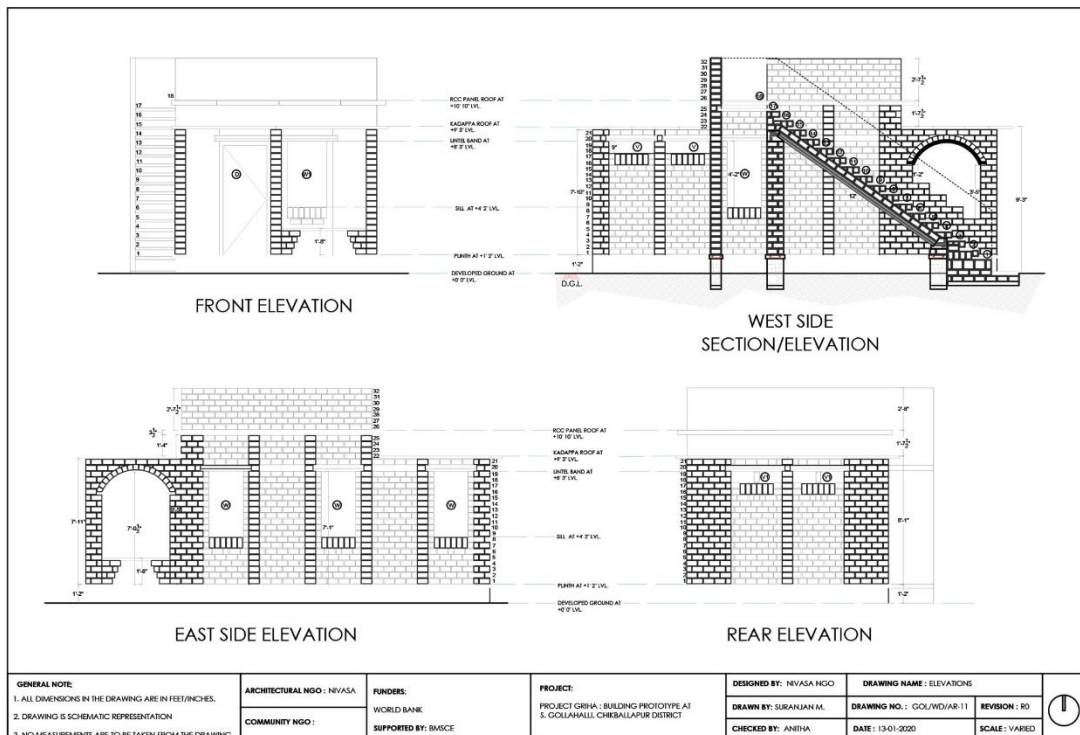
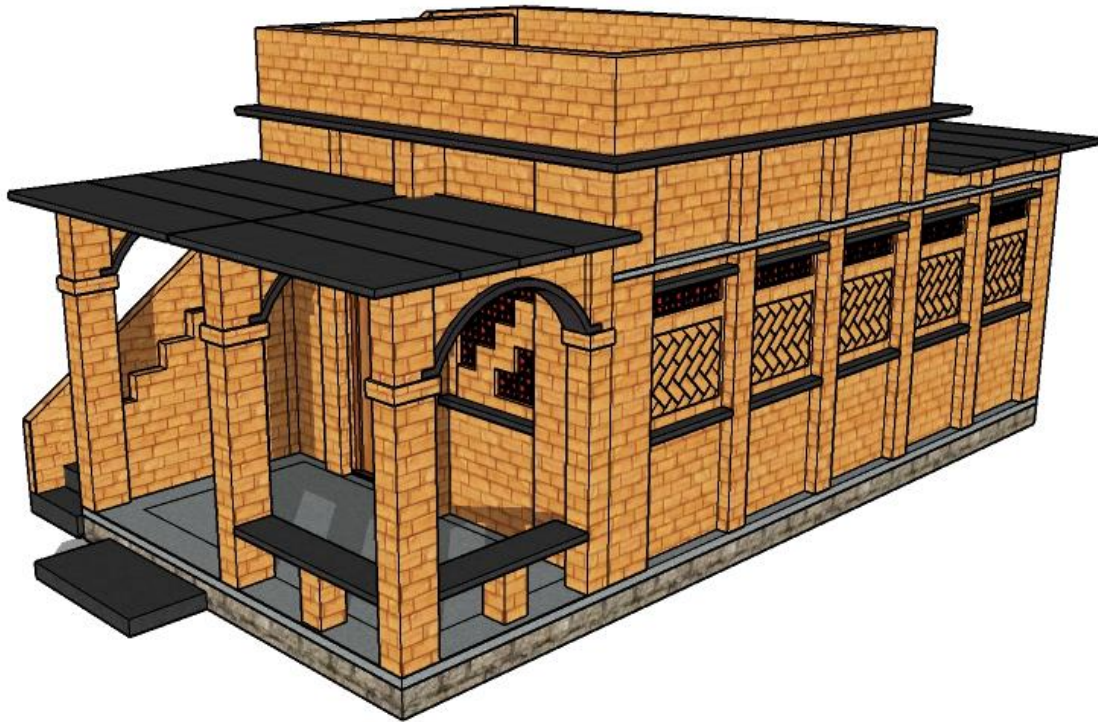
We are putting up a prototype with the grant money from The World bank. This is a part of Project Griha – Chikkaballapur and the prototype will be showcasing two alternative building technologies – CSEB masonry and RCC panel and rafter roof.

Panchayat has identified land for the prototype, and also has taken the initiative to make 3500 CSEB blocks required for construction of the building. The machine for the CSEB blocks was provided by the CEO's office of Chikkaballapur. This prototype will be used as Nivasa's Site office and later on be handed over to the panchayat.

The construction is well under progress and we are aiming to complete the structure by July 2020.



World bank project, Chikkaballapur District, Karnataka



World bank project, Chikkaballapur District



World bank project, Chikkaballapur District



World bank project, Chikkaballapur District



World bank project, Chikkaballapur District



World bank project, Chikkaballapur District



Integrated Rural studio – KS school of Architecture

The students were engaged in collecting and collating data related to climatic conditions, cultural background, vernacular practices, local material availability, current needs, and livelihood and usage patterns of people in S. Gollahalli village of Chikkaballapur Taluk. They analysed the data and develop two fold design solutions;

1. Brown field projects: How can design impact existing houses which already in use and needs Upgradation
2. Green field projects: What are the new palette of designs that can be offered to the people below poverty line that will cater to flexibility of growth, give people access to design, and get the home owners involved in the construction process too.

The design will thus respond to human psyche and feeling of overall well-being. The ability to either alter the physical environment or regulate exposure to one's surroundings is proven to increase the sense of ownership and well being in people. (Haldern, 1995).

In return for the investment of time by the village, students facilitated in building construction activities by engaging in block making, casting of some structural elements etc. for the Anganwadi school for the 3-6 age group children of the village/panchayat.



Integrated Rural studio – KS school of Architecture



Anganwadi at Haliyal and Dandeli, Uttara Kannada District, Karnataka

We analysed the local climate, vernacular, material availability in the region. Using this, designs were developed for Anganwadis that will cater to children’s psychological, physical, social, emotional, cognitive developmental needs. The design will also comply with the design requirements put forth by Ministry of Women and Child development (MWCD).

Funded by Coca Cola Foundation, spearheaded by NGO Plan India in collaboration with NGO APSA, designed by Nivasa and constructed by Lokare Associates, the whole process was supported by Deshpande Trust, the DWCD and local CDPO’s office. The two Anganwadis are now very ready for inauguration!

It has been an amazing journey where all the teams bonded with only **one agenda driving them:** to deliver a great, child-friendly product for the tiny tots!



Anganwadi at Haliyal and Dandeli



Anganwadi at Haliyal and Dandeli

Project Griha

Anganwadi, Haliyal and Dandeli town

To cater to children's



Psychology



Senses



Safety and security



Developmental needs



Curiosity



Play based learning



Imagination and fantasy



Adventure

To encourage the following in children



Location: Haliyal and Dandeli
Area of Anganwadi: 1100sft
Estimated cost (For RCC roof):
Rs 17,00,000
Estimated cost (For tile roof):
Rs 15,00,000



Flexible division of internal spaces through walls



Creating excitement through walls



Inward looking layout with secured play areas



The project is funded by Coco-cola foundation. We are executing the project in partnership with APSA, Plan India and a team of local contractors

PROJECT SUITCASE

Developing a toolkit of housing components for the urban homeless as a step towards permanent housing solutions.

Manchenahalli Gram Panchyat, Gauribidanur Taluk, Chikkaballapura

Chikkaballapur District Tribal welfare department approached us to build Suitcase units for 20 tribal families living in abysmal conditions in Manchenahalli for more than 15 years. They were recently identified and sanctioned land by the government. Land allocation process is under progress which will take minimum one year.

The first 5 units are complete and ready to move in!

Community is taking time to learn and are getting trained in fabricating suitcase units by themselves from scratch. The community is also juggling between their daily labour work and building their suitcase homes and they are looking forward to moving into their new homes soon!

The Manchenahalli PHC along with Asha worker has stepped forward to conduct regular health check ups for the community. **The women in the community are walking towards empowerment!** They have come together to form a self help group and opened a bank account for the community. Each family is contributing INR 1500 per month towards their savings!

Their identity paperwork is in progress and land marking will soon happen by the government.



CONSTRUCTION LABOUR COMMUNITIES

*Encouraging humane and dignified living conditions for
construction labourers.*

Project Boeing at Devanahalli, Bangalore


Our project for Co-creating Construction labour communities in partnership with NGO, **APSA**, supported by **L&W Construction**, a 100% subsidiary of Lee Kim Tah Woh Hup Pte Ltd from Singapore.

Health camps and de-addiction and awareness programmes on health & hygiene etc are being coordinated by APSA. APSA organized for “Health through Yoga”, a training the trainer programme, conducted by NGO YogaKshema. It was much welcomed by the labourers.




Project Boeing at Devanahalli

Labourers from L&W, under guidance from NGO APSA, have come together to transform their camp into community through bright colours. APSA conducts regular yoga and health camps. L&W's site team at Boeing, under the involved leadership of Mr Hariprasad, is increasingly getting drawn into labour welfare initiatives!



Construction Labour Communities



Construction Labour Communities

Our project for Co-engaging construction labourers at IKEA, at Nagasandra, supported by Shapoorji Pallonji has started. We are excited to work with Shapoorji's EHS and Projects team at this prestigious project!



Small design interventions like side tables, curtains, torans are being done for each room under the theme of "Dorm to Home".



Construction Labour Communities

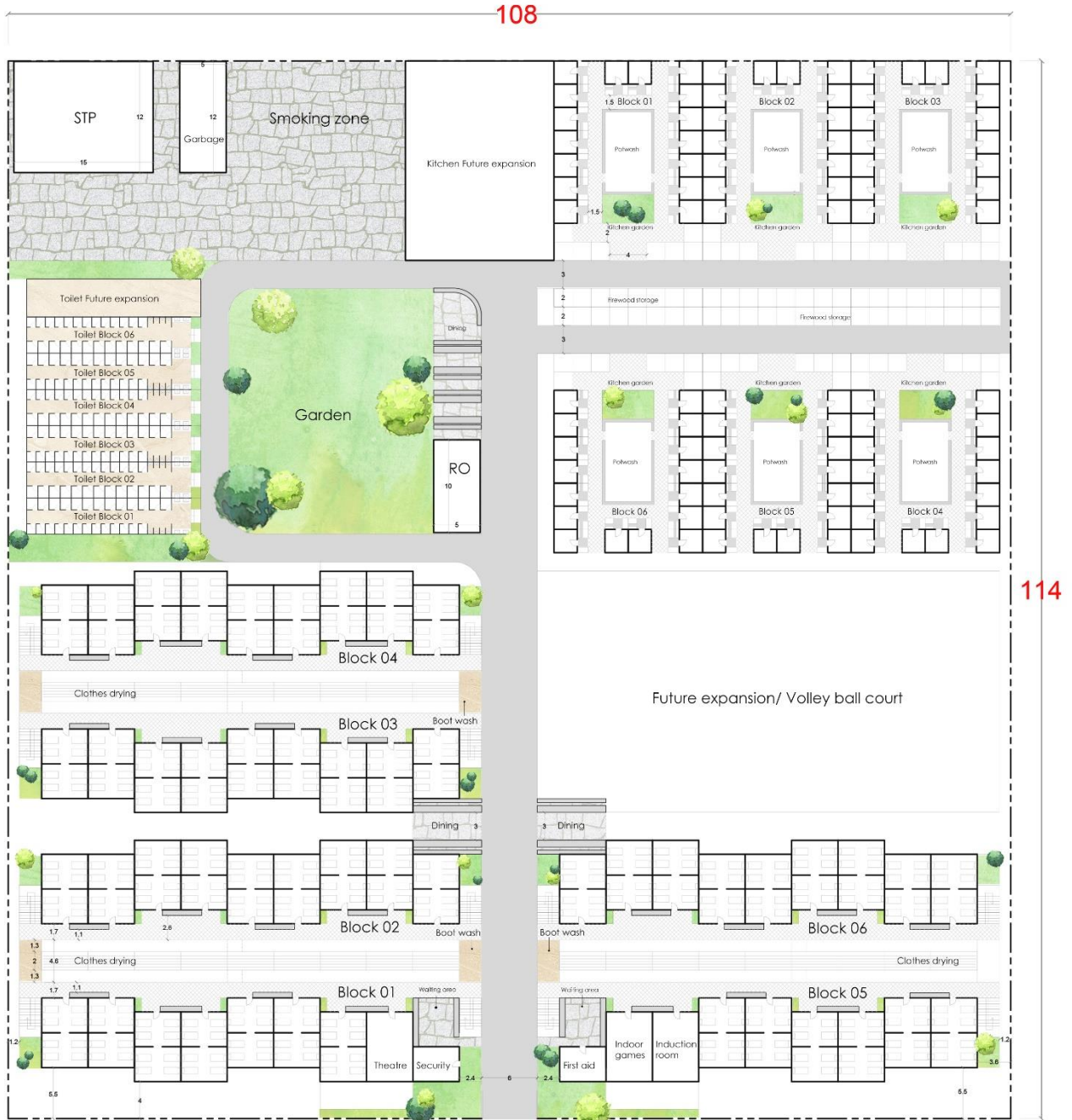
The topical news is gradually shifting from the current pandemic to the after effects of lockdown - the reverse migration of workers. This issue's focus is on HUMAN DIGNITY. Construction workers are not respected, recognized and appreciated for their contribution to city building by all of us. What drives any profession is dignity and respect in society, a sense of feeling appreciated and being recognized for the work done, secured income (not necessarily high income), being associated with the final outcome of our profession and most importantly, a growth-path in the profession.

If a person is employed as a labourer/helper initially, then he/she can be trained to move ahead along the path as an apprentice mason, junior mason, senior mason, executive mason, master mason and eventually as a mentor mason or a trainer mason. The roles and responsibilities under each cadre can be defined. There could be focused and continual skill imparting training offered to the construction workers. The workers can be awarded with diplomas and degrees after they reach a certain level. The hotel and hospitality industry have shown this in an exemplary manner, for housekeeping and cooking too. Being a chef is more respected than a 'cook' and one can become a Director of housekeeping! A "hairstylist" is more respectful than "barber", a "chauffer" is more respectful than a "driver". In our own Indian Railways, earlier, a person who used to shovel coal into the furnace of a boiler of a locomotive used to be called respectfully as "fireman" graduating from "watertender" to "stoker" to "leadstoker" to "stoker petty officer" and to "chief stoker"!

There is a need for well-known construction companies to sponsor dedicated TV shows on masonry, carpentry fabricating, plastering, concreting, machine operation works, etc. In this pandemic period we don't hear of our beloved nurses migrating back. They are selflessly working in the midst of extremely uncertain and vulnerable situations. They are indeed respected -they protect our lives. Similarly, we need to start considering construction workers as "nurses" of the construction industry. The entire industry must come together in making an earnest beginning to provide dignified housing and a dignified career for the people who create our infrastructure. Hoping for a new era where human dignity is a non-negotiable!

Construction Labour Communities

We have proposed new master plan layout, detailed housing unit layout and kitchen layouts for LnW's future construction labour communities considering their requirements and limitations.



Proposed Master plan

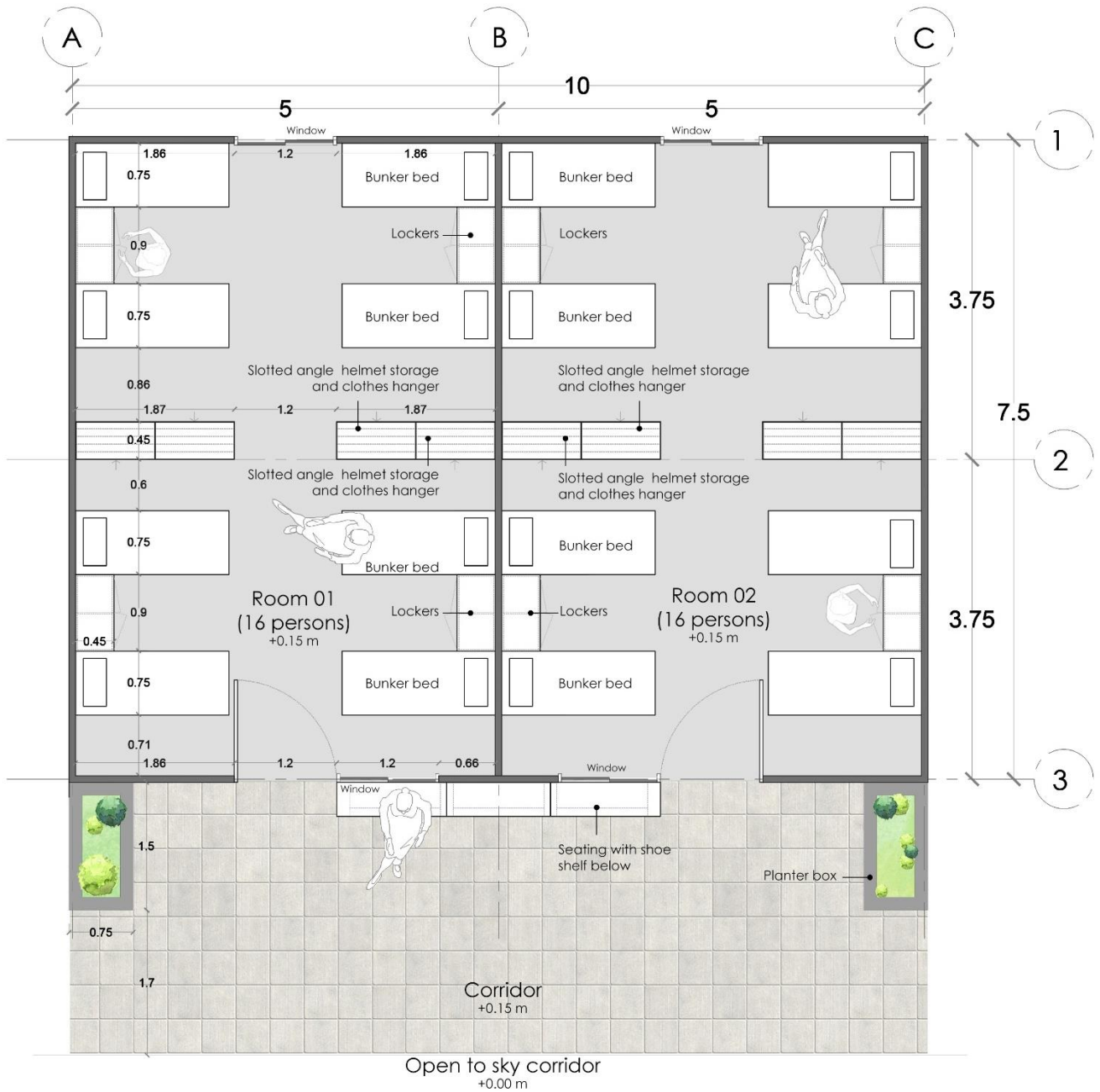
Construction Labour Communities

We have proposed new master plan layout, detailed housing unit layout and kitchen layouts for LnW's future construction labour communities considering their requirements and limitations.



Proposed Master plan (Roof plan)

Construction Labour Communities



Proposed housing unit plan

Construction Labour Communities



Proposed housing block views

Construction Labour Communities



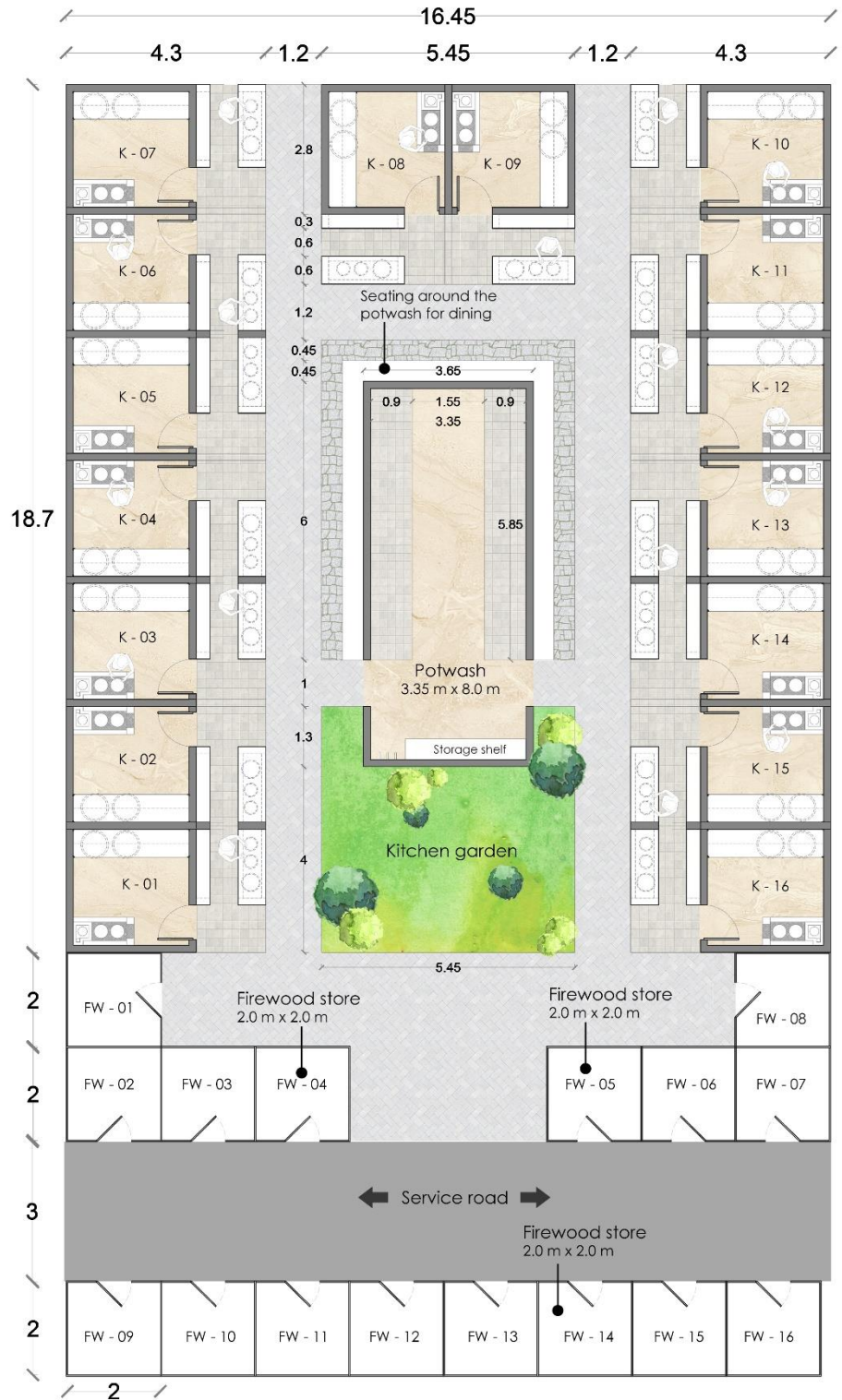
Proposed housing unit exterior views

Construction Labour Communities



Proposed housing unit interior views

Construction Labour Communities



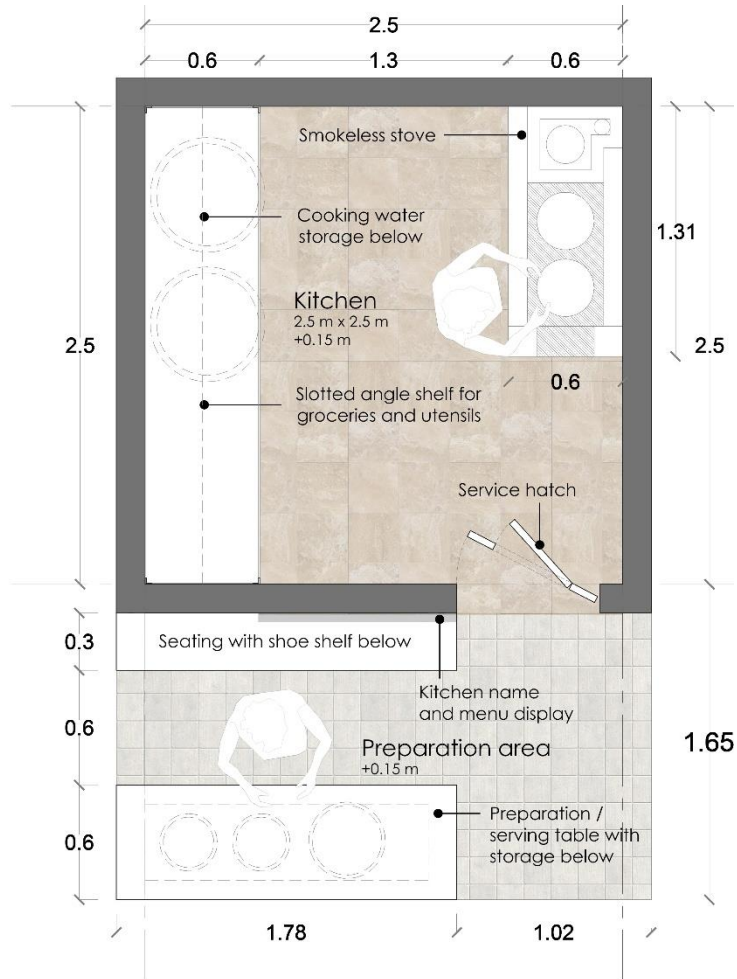
Proposed Kitchen block

Construction Labour Communities



Proposed block exterior view

Construction Labour Communities



Proposed Kitchen unit plan and views

CLC Guidelines

We have worked on a comprehensive guidelines for housing provided by contractors for guest construction workers!

Our vision is to ensure **Humane, Dignified and Vibrant living conditions** for guest construction workers who are provided housing by contractors or developers/builders, and also to influence intervention in **Housing and infrastructure, education , health and hygiene, recreation and vocational training** for the welfare of guest construction workers.

Our concept is to ensure a sense of **Partnership, Ownership and Community** amongst all stakeholders – Government, developers, project managers, contractors, social workers and guest construction workers.

Our areas of intervention are:

- Housing and infrastructure
- Health and hygiene
- Education
- Skill training
- Recreation

The guest construction worker housing guideline document is prepared with the intent of ensuring a lively living environment that is joyous, hygienic, safe and sustainable.

Principles and Guidelines:

- The facilities provided should reflect the government's and Construction Worker Management Team's collective vision and values to create humane, dignified and vibrant living conditions for the guest construction workers.
- All guidelines to be implemented **collectively in letter and spirit** to achieve this vision.
- Facilities should **meet or exceed** local laws and the following stated requirements.
- Facilities should be safe, hygienic, tidy, private, secure, comfortable and in good working order.
- Facilities should provide essentials like health, security, comfort, and nutrition for the workers.

GUIDELINES

**For housing provided by contractors for
Guest construction workers**



Cover page of the guidelines

Content

Overview	04
Process	07
I. Introduction	11
Principles & Guidelines	
II. Infrastructure requirements	13
A. Site selection and layout	
A1. Site selection and safety	
A2. Layout	
B. Infrastructure	
B1. Site inclusions	
B2. Street	
B3. Housing units	
B4. Kitchens	
B5. Toilets and Bathrooms	
B6. Community and recreation	
B7. Crèche	
B8. Safety, fire and first aid	
B9. Greenery and landscaping	
B10. Water	
B11. Mechanical and electrical safety	
B12. Solid waste management and housekeeping	
B13. Sewage treatment plant	

Content

III. Area statement 43

C. Area Requirements

- C1. Site
- C2. Streets
- C3. Housing units
- C4. Kitchen units
- C5. Water
- C6. Sanitation

IV. Maintenance compliance 49

D. Maintenance focus areas

- D1. House keeping
- D2. Pest control
- D3. Kitchen maintenance and food safety
- D4. Toilets
- D5. Water
- D6. Fire
- D7. Safety and first aid
- D8. Electrical

V. Construction worker Well-being 54

E. Well-Being Programme

- E1. Guest Construction Worker Management team
- E2. Introduction and welcome of new worker
- E3. Worker Volunteer team
- E4. Worker Well-being initiative
- E5. Security

Content

III. Area statement 43

C. Area Requirements

- C1. Site
- C2. Streets
- C3. Housing units
- C4. Kitchen units
- C5. Water
- C6. Sanitation

IV. Maintenance compliance 49

D. Maintenance focus areas

- D1. House keeping
- D2. Pest control
- D3. Kitchen maintenance and food safety
- D4. Toilets
- D5. Water
- D6. Fire
- D7. Safety and first aid
- D8. Electrical

V. Construction worker Well-being 54

E. Well-Being Programme

- E1. Guest Construction Worker Management team
- E2. Introduction and welcome of new worker
- E3. Worker Volunteer team
- E4. Worker Well-being initiative
- E5. Security

Talks and presentations

1. Army public school, Bangalore had planned a **“Students’ interaction with Nivasa”** Our team had a lively interactive session on the importance of addressing issues of homelessness with empathy.
2. We were invited to give a talk on the **“Importance of sociological understanding for architects”** for BMS college architecture students. We enjoyed the interactive session!
3. Nivasa was happy to address a group of planning professionals from 13 different countries sponsored by **Ministry of External affairs** & organised by **National institute of Rural Development, Hyderabad** at KS school of Architecture, Bangalore



4. We had a thought-provoking interaction with design students from **The University of Melbourne** at BMS college of Engineering, Bangalore



THANK YOU!