

# RECORDER FINGERING CHART

The hole that is outside the box indicates the thumbhole on the back of the recorder.  
When the circle is black, cover that hole with the correct finger.

The chart displays ten boxes, each representing a note. Each box contains a musical staff with a treble clef and a single note, and a vertical column of eight circles representing the recorder's finger holes. A small black dot above the circles indicates the thumbhole. The circles are filled (black) or empty (white) to show which holes should be covered for each note.

Note	Thumbhole	Index	Middle	Ring	Pinky	Left Hand	Right Hand
C	•	•	•	•	•	•	•
D	•	•	•	•	•	•	○
E	•	•	•	•	•	○	○
F	•	•	•	•	○	○	•
F#	•	•	•	•	○	•	○
G	•	•	•	○	○	○	○
A	•	•	•	○	○	○	○
B	•	•	○	○	○	○	○
C'	•	○	○	○	○	○	○
D'	○	○	○	○	○	○	○

# 1 - White Belt

## Hot Cross Buns

Pitches: GAB

2 measures (8 beats) introduction  
on recording

Traditional

Hot cross buns! Hot cross buns!

One a pen - ny, two a pen - ny, hot cross buns!

New things to learn for the White Belt song:

	half note = 2 beats		time signature = 4 beats in each measure		half rest = 2 beats of silence
	quarter note = 1 beat				

new notes:

G

A

B

counting:

1	2	3	4

# 2 - Yellow Belt

## Gently Sleep

Pitches: GAB

2 measures (8 beats) introduction  
on recording

Traditional  
lyrics by Barb Philipak



Gent - ly sleep, my sweet child. Gent - ly sleep, with that smile.



Gent - ly sleep, lit - tle one. Gent - ly sleep, day is done.

**New thing to learn for the Yellow Belt song:**

’ **breath mark** When you see this symbol, take a breath.  
Try only to take a breath every two measures.

3 - Orange Belt

Pitches: GAB

# Merrily We Roll Along

2 measures (8 beats) introduction  
on recording

Traditional

Mer - ri - ly we roll a - long, roll a - long, roll a - long.



Mer - ri - ly we roll a - long, o'er the deep blue sea.

# 4 - Green Belt It's Raining

Pitches: E GA

7 beats introduction  
on recording

Traditional



New things to learn for the Green Belt song:

**new rhythm:**

two eighth notes = 1 beat  
(Each single eighth note gets 1/2 beat.)

**new note:**

E

**counting:**

1 & 2 & 3 & 4 &


# 5 - Purple Belt

Pitches: DE GAB

## Old MacDonald Had A Farm

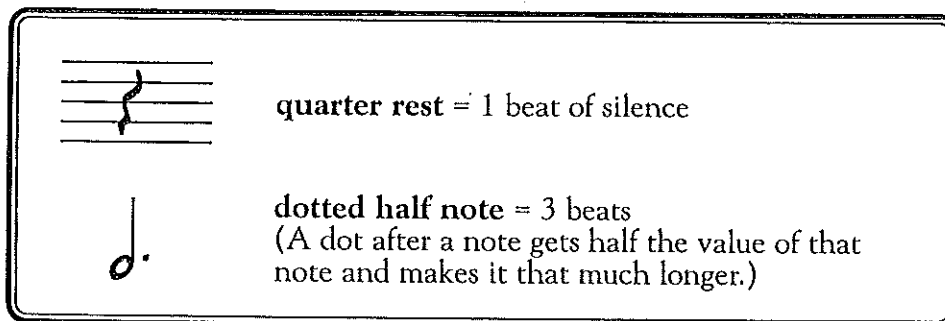
4 measures (16 beats) introduction  
on recording

Traditional



Old Mac - Don - ald had a farm. E - I - E - I - O. And  
on that farm he had some chicks. E - I - E - I - O. With a  
chick chick here. And a chick chick there. Here a chick, there a chick. Ev'-ry-where a chick chick.  
Old Mac - Don - ald had a farm. E - I - E - I - O.

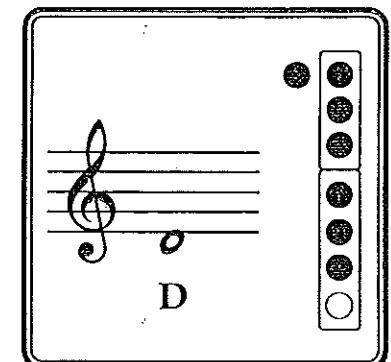
New things to learn for the Purple Belt song:



quarter rest = 1 beat of silence

dotted half note = 3 beats  
(A dot after a note gets half the value of that note and makes it that much longer.)

new  
note:



D

# 6 - Blue Belt

Pitches: GABC'D'


# When The Saints Go Marching In



5 beats introduction  
on recording

Traditional


Oh, when the saints go march - ing in, oh, when the  
saints go march - ing in. Oh, I want to be in that  
num - ber, when the saints go march - ing in.

## New things to learn for the Blue Belt song:

A tie  is a curved line which connects notes of the same pitch. Only the first note is played and then it is held for the total value of the connected notes.

1 2 3 - 1 2      1 2 3 4 - 1

new rhythm:  whole note = 4 beats

new notes:

C'

D'

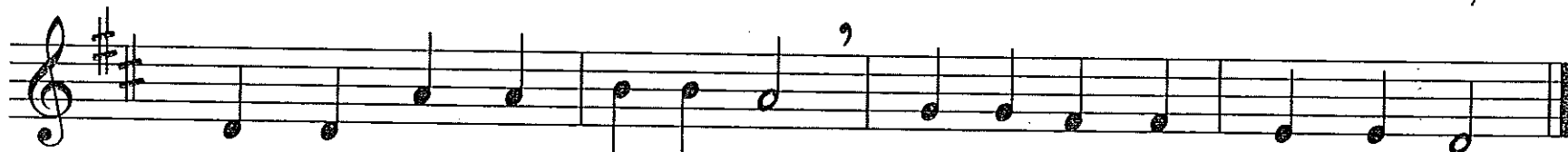
# 7 - Red Belt

Pitches: DEF#GAB

## Twinkle, Twinkle Little Star


2 measures (8 beats) introduction  
on recording

Traditional




New things to learn for the Red Belt song:

key signature



These sharps (♯), when placed at the beginning of a line, are for all C's and F's in the song. This is called a key signature. However, since there are no C's in this song, you only have to remember to play every F in this song as F#.

new  
note:





# 8 - Brown Belt

Pitches: DE GAB D'

## Amazing Grace



5 beats introduction  
on recording


Traditional

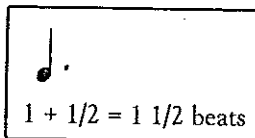
A - maz - ing — grace, how sweet the sound, that  
 saved a — wretch like me. — I once — was — lost, but  
 now — am — found, was blind, but — now I see. —

New things to learn for the Brown Belt song:


**new rhythms:**


 **single eighth note** = 1/2 beat  
 Until now, you have seen two eighth notes joined together with a beam ()  
 Together, two eighth notes = 1 beat.

 **dotted quarter note** = 1 1/2 beats  
 Again, the dot adds half the value of that note  
 and makes it longer.









1 + 1/2 = 1 1/2 beats

 A **fermata** placed above a note means that the note is held a little longer  
 than its usual count.

 **time signature** The top number tells us that there are only three beats in each  
 measure.

**counting:**

3 4			
			
			
	1	2	3

# 9 - Black Belt

## Ode To Joy

Pitches: D GABC'D'

2 measures (8 beats) introduction  
on recording

Ludwig van Beethoven

