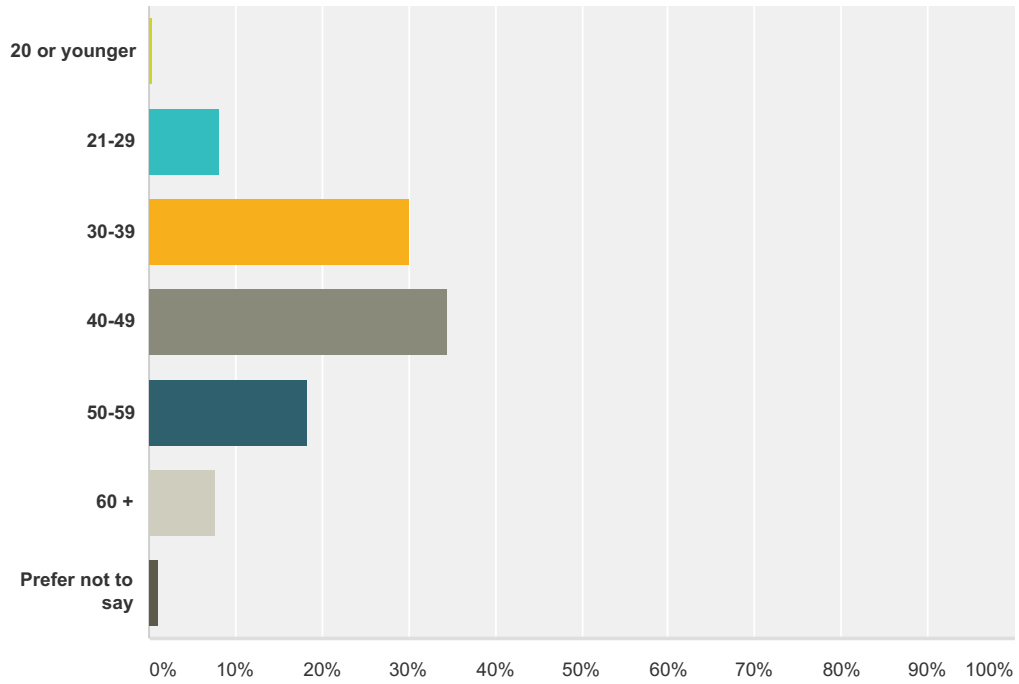


Q1 Which category below includes your age?

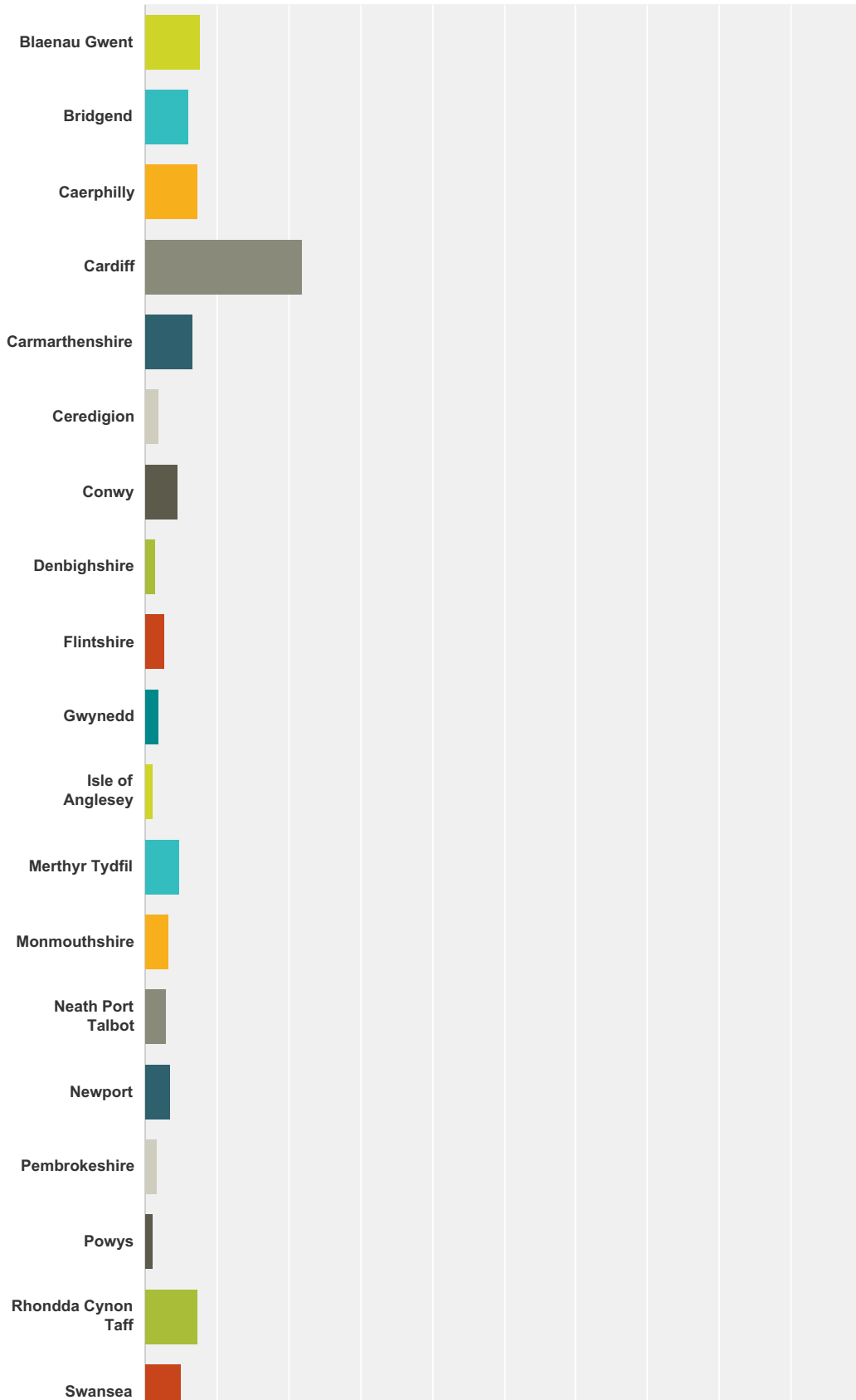
Answered: 419 Skipped: 0



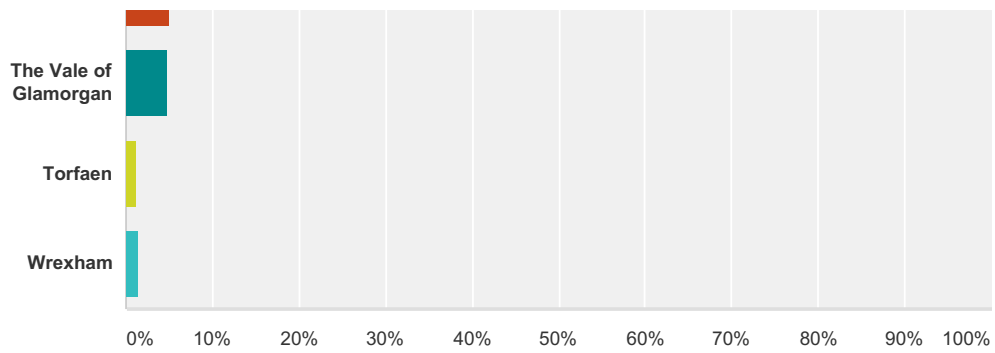
Answer Choices	Responses
20 or younger	0.48% 2
21-29	8.11% 34
30-39	30.07% 126
40-49	34.37% 144
50-59	18.38% 77
60 +	7.64% 32
Prefer not to say	0.95% 4
Total	419

Q2 In which local authority area do you (or your child) live? THIS IS A WALES ONLY SURVEY SO PLEASE ONLY COMPLETE IF YOU OR YOUR CHILD CURRENTLY LIVES IN WALES

Answered: 419 Skipped: 0



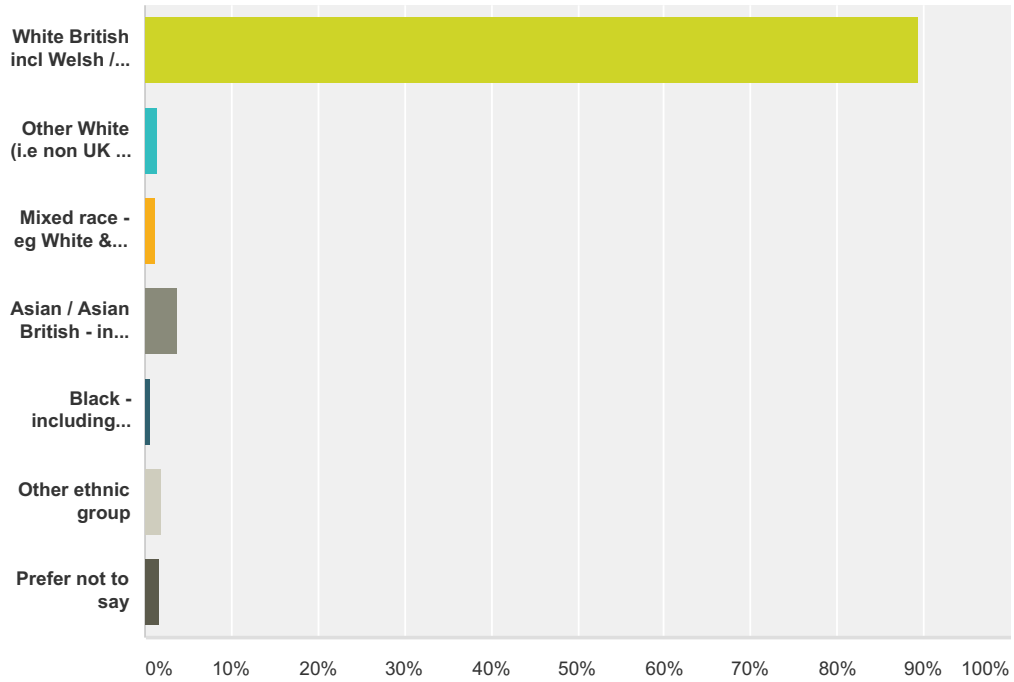
Welsh Dad Survey 2017



Answer Choices	Responses	
Blaenau Gwent	7.64%	32
Bridgend	5.97%	25
Caerphilly	7.40%	31
Cardiff	21.96%	92
Carmarthenshire	6.68%	28
Ceredigion	1.91%	8
Conwy	4.53%	19
Denbighshire	1.43%	6
Flintshire	2.63%	11
Gwynedd	1.91%	8
Isle of Anglesey	0.95%	4
Merthyr Tydfil	4.77%	20
Monmouthshire	3.34%	14
Neath Port Talbot	2.86%	12
Newport	3.58%	15
Pembrokeshire	1.67%	7
Powys	0.95%	4
Rhondda Cynon Taff	7.40%	31
Swansea	5.01%	21
The Vale of Glamorgan	4.77%	20
Torfaen	1.19%	5
Wrexham	1.43%	6
Total		419

Q3 What ethnic group do you identify with?

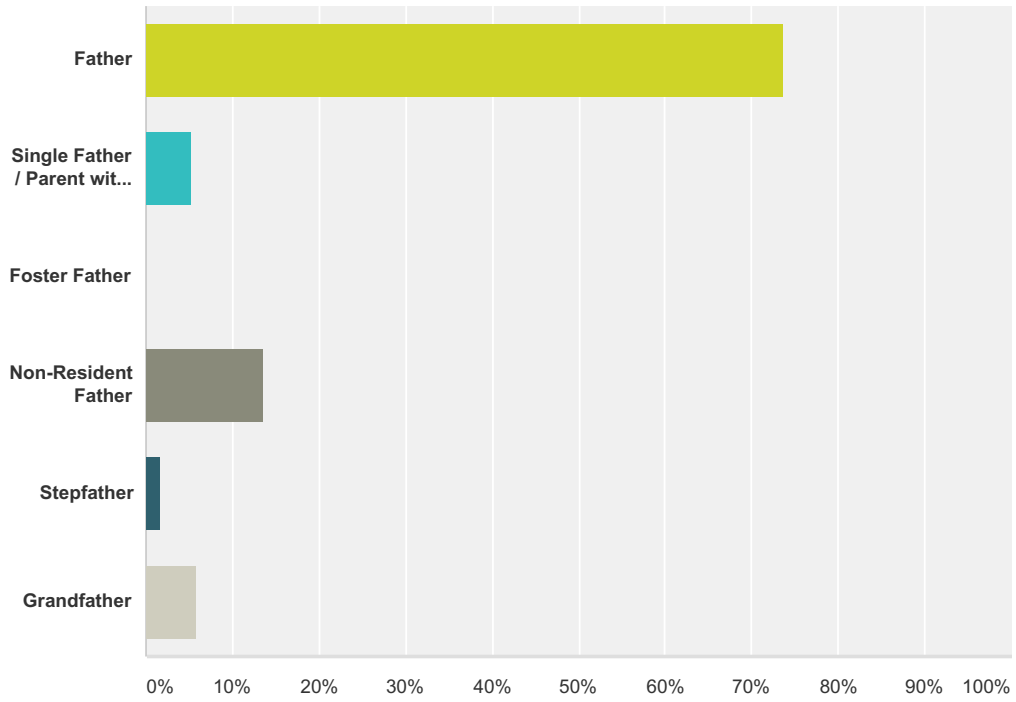
Answered: 419 Skipped: 0



Answer Choices	Responses
White British incl Welsh / English etc	89.26% 374
Other White (i.e non UK eg Irish, Polish, German etc)	1.43% 6
Mixed race - eg White & Asian / White & Black African etc	1.19% 5
Asian / Asian British - incl Indian, Bangladeshi, Chinese etc	3.82% 16
Black - including African, Caribbean, Black British etc	0.72% 3
Other ethnic group	1.91% 8
Prefer not to say	1.67% 7
Total	419

Q4 How would you describe your relationship to the child/ren.

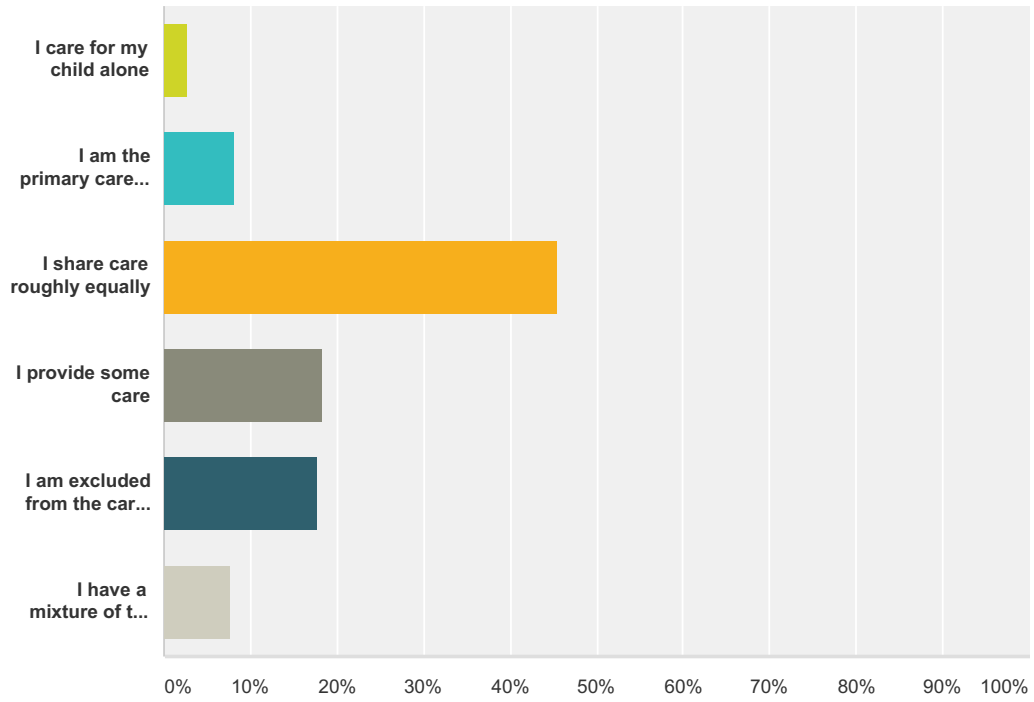
Answered: 408 Skipped: 11



Answer Choices	Responses	
Father	73.77%	301
Single Father / Parent with Care	5.15%	21
Foster Father	0.00%	0
Non-Resident Father	13.48%	55
Stepfather	1.72%	7
Grandfather	5.88%	24
Total		408

Q5 How would you describe the care arrangements for your child

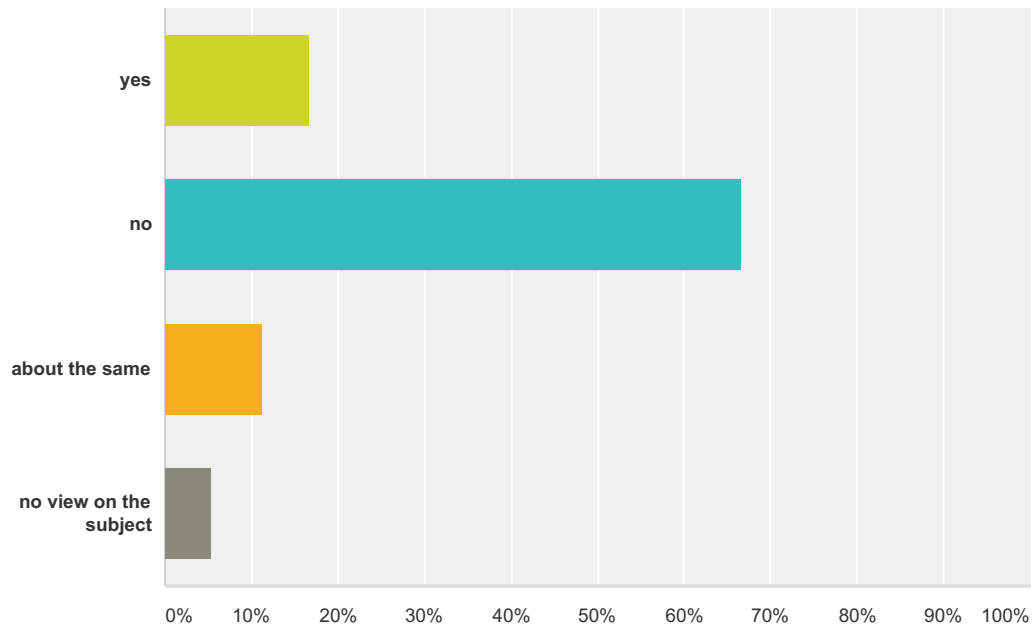
Answered: 419 Skipped: 0



Answer Choices	Responses
I care for my child alone	2.63% 11
I am the primary carer for my child	8.11% 34
I share care roughly equally	45.58% 191
I provide some care	18.38% 77
I am excluded from the care of my child	17.66% 74
I have a mixture of the above eg I have some children I live with and others who are cared for by someone else etc	7.64% 32
Total	419

Q6 Do you feel that your role as a father is valued equally to that of a mother by public services and society in general ?

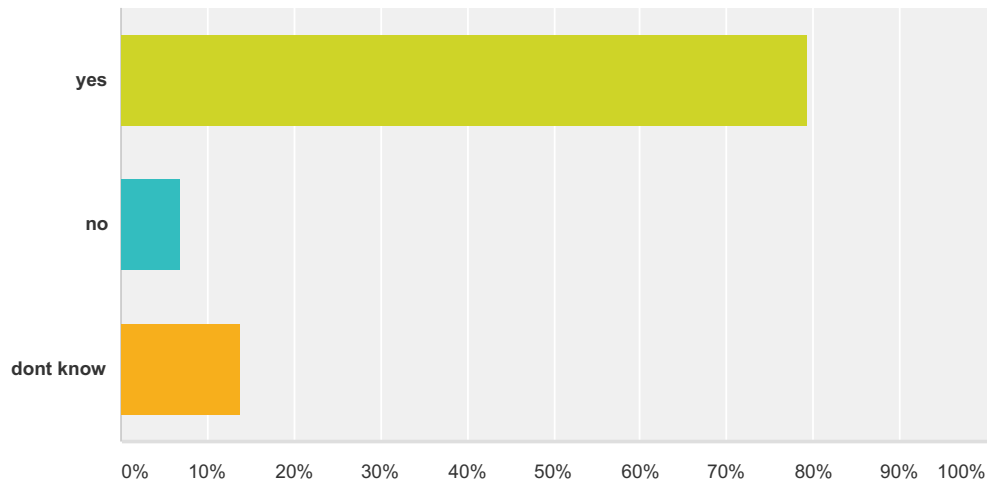
Answered: 419 Skipped: 0



Answer Choices	Responses
yes	16.71% 70
no	66.59% 279
about the same	11.22% 47
no view on the subject	5.49% 23
Total	419

Q7 Do you think Government and Local Authorities should do more to help and support fathers & father figures?

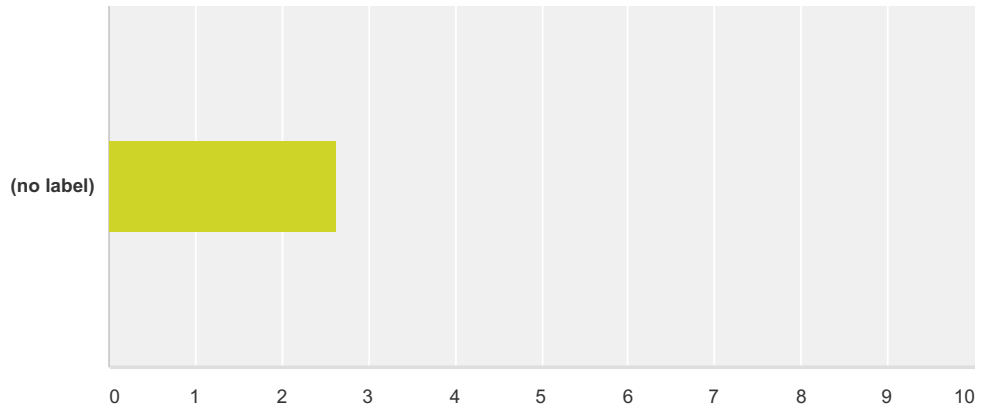
Answered: 419 Skipped: 0



Answer Choices	Responses
yes	79.24% 332
no	6.92% 29
dont know	13.84% 58
Total	419

Q8 What is your experience of dealing with health services? eg midwives, school nurses, health visitors, GPs etc

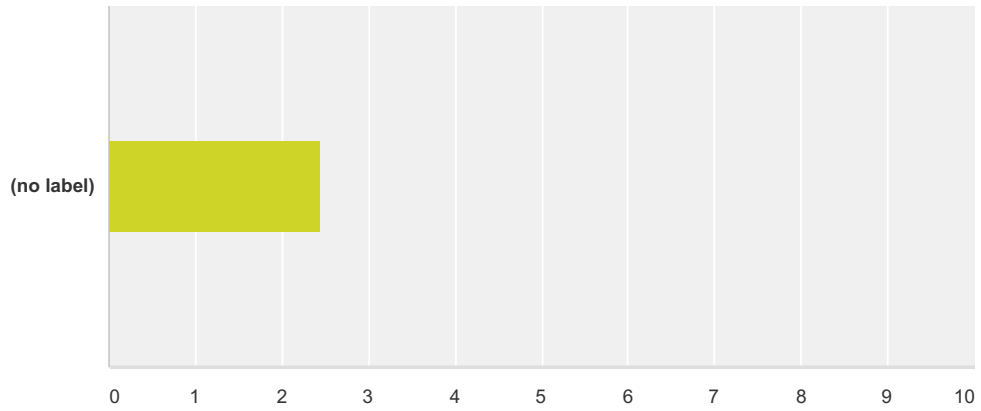
Answered: 365 Skipped: 54



	Strongly Positive	Mostly Positive	Neither good nor bad	Mostly Negative	Strongly Negative	No experience	Total	Weighted Average
(no label)	10.41% 38	41.10% 150	21.92% 80	13.97% 51	6.85% 25	5.75% 21	365	2.64

Q9 What is your experience of dealing with schools? eg do you receive school reports / are you invited to parents evenings etc

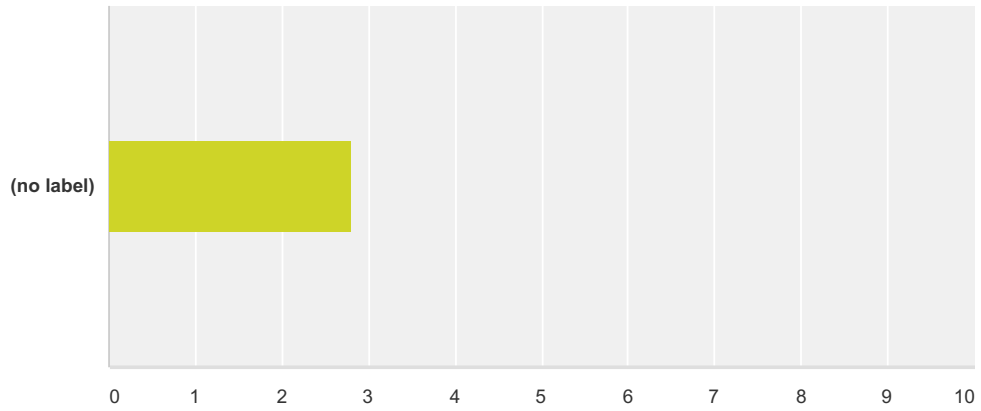
Answered: 365 Skipped: 54



	Strongly Positive	Mostly Positive	Neither Good nor Bad	Mostly Negative	Strongly Negative	No experience	Total	Weighted Average
(no label)	21.10% 77	33.15% 121	11.51% 42	13.15% 48	7.12% 26	13.97% 51	365	2.44

Q10 What is you experience of any formal parenting support eg Flying Start, Communities First, parenting classes etc

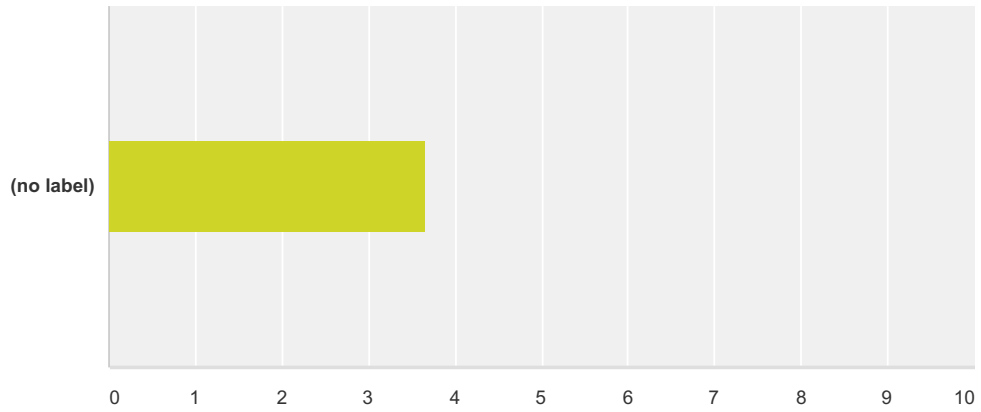
Answered: 365 Skipped: 54



	Strongly Positive	Mostly Positive	Neither Good nor Bad	Mostly Negative	Strongly Negative	No experience	Total	Weighted Average
(no label)	5.48% 20	8.49% 31	12.05% 44	6.30% 23	3.01% 11	64.66% 236	365	2.80

Q11 What is your experience of dealing with Children's Services (Social Services)

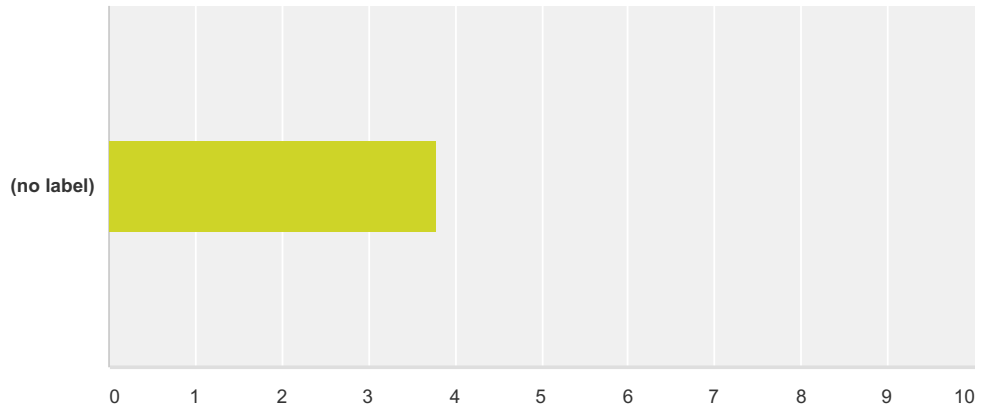
Answered: 365 Skipped: 54



	Strongly Positive	Mostly Positive	Neither Good nor Bad	Mostly Negative	Strongly Negative	No experience	Total	Weighted Average
(no label)	2.19% 8	6.58% 24	8.49% 31	8.49% 31	14.52% 53	59.73% 218	365	3.66

Q12 If you have been involved in any Child Contact disputes in the Family Court - what is your experience of Cafcass Cymru?

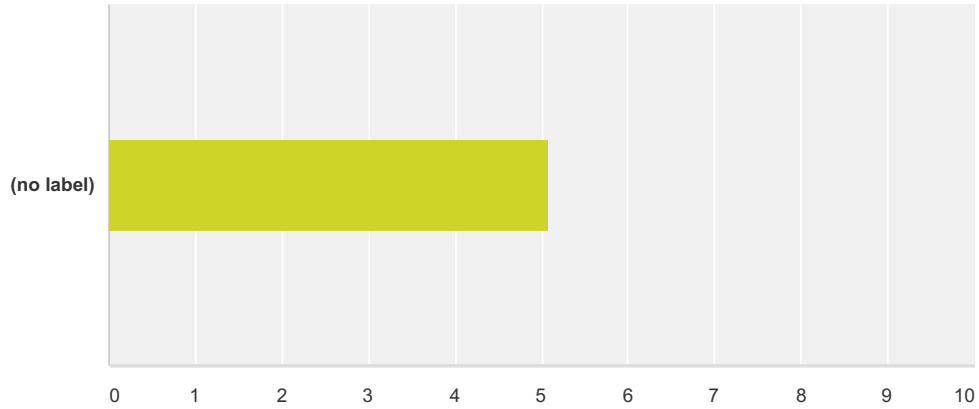
Answered: 365 Skipped: 54



	Strongly Positive	Mostly Positive	Neither Good nor Bad	Mostly Negative	Strongly Negative	Never dealt with them	Total	Weighted Average
(no label)	2.19% 8	4.38% 16	7.40% 27	9.04% 33	14.25% 52	62.74% 229	365	3.77

Q13 Some dads facing Child Contact problems have reported to us about their experience of dealing with the Police. We're keen to capture experience in this area so would be grateful for any data / feedback you have

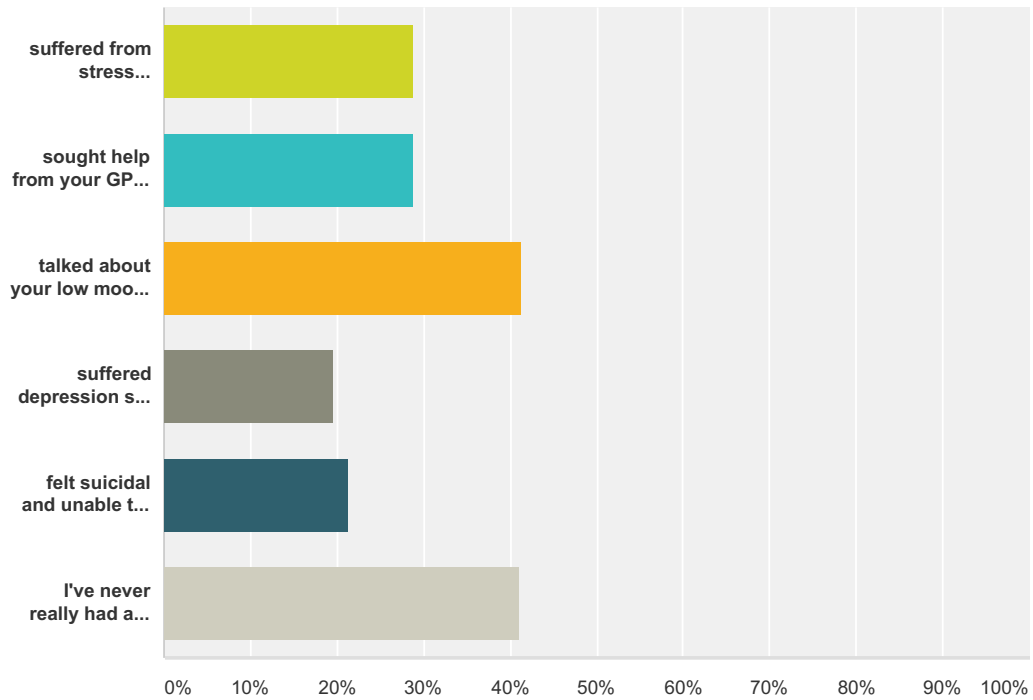
Answered: 365 Skipped: 54



	Strongly Positive	Mostly Positive	Neither Good nor Bad	Mostly Negative	Strongly Negative	I have no experience of the Police	Total	Weighted Average
(no label)	2.74% 10	4.93% 18	9.59% 35	9.32% 34	11.78% 43	61.64% 225	365	5.07

Q14 Being a 'dad' can be difficult sometimes. The charity Mind suggest that more than 1 in 5 men can experience poor mental health after becoming a father. Thinking about your own experience have you faced any of the following

Answered: 353 Skipped: 66



Answer Choices	Responses
suffered from stress sufficient to require time off work	28.90% 102
sought help from your GP or other health service	28.90% 102
talked about your low mood or feelings with friends / family / colleagues	41.36% 146
suffered depression so that you had time off work	19.55% 69
felt suicidal and unable to cope	21.25% 75
I've never really had any of these problems	41.08% 145
Total Respondents: 353	