

Kim Hoerster Watercolor Plein Air Workshop, 1000 Islands, NY.

With Kim Hoerster, Georgetown Texas

A comprehensive two-day outdoor workshop in the 1000 Islands
Clayton, NY - 9:00 AM to 4:00PM Tuesday, and Wednesday, August 17, 18, 2021

About this workshop

This course is intended for artists of all levels. The workshop can motivate artists into the adventures of painting outdoors “En Plein Air” using watercolor. Artists will enjoy a two-day, outdoors, on-site painting workshop around the Clayton, NY area in the 1000 Islands.

Kim Hoerster’s instructional studio is in Georgetown, Texas, and offers watercolor and drawing classes online at KimHoerster.com. Kim has travelled throughout the US, and other countries painting En Plein Air as well as teaching indoors and outdoors workshops.

This Plein Air Workshop can be tailored to your skill level. Kim loves teaching “newbie” beginners and has a course for beginning artists starting each January. She also wants to stimulate and encourage those who have more advanced skills.

Be sure to list your skill knowledge so that Kim can organize the class to meet the group’s needs. Kim has helpful techniques to teach and simplify drawing, painting strategies, composition, selecting your painting spot, equipment, supplies, and more.


Couse Includes

- Demonstrations by Kim using watercolor pigments.
- Group lectures and individual instruction
- Plein air painting sessions morning and afternoon.

Important: So Kim can better organize the group please state your skill level in both areas highlighted below:

Watercolor skill level:

- BEGINNER – I am brand new and have never learned watercolor techniques but want to learn the basics.
- INTERMEDIATE – I have learned the basics in watercolor and feel comfortable with skills like a flat wash, graded wash, lifting out, dropping in, bleeding, dry brush, line work with a script brush, etc.



- ADVANCED – I have been painting with watercolor for years, confident with skills, but will enjoy learning from a new instructor.

Plein Air Skill Level:

Participants may paint in the medium of choice during the workshop but please let Kim know your plans. If you have never approached plein air, the best way is to start drawing outdoors. Kim can help you understand how to select a painting spot, composition, how much subject to add into your drawing, thumbnail benefits, and more. If you already grasp plein air basics, but new to watercolor skills, Kim will gladly encourage you further combining the two. If you are only interested in oil, pastels, or other mediums Kim will help you with plein air composition concepts and more, but the workshop will focus on watercolor. Kim is a watercolorist.

- I am a brand-new beginner to painting outdoors. I would like to learn the basics of how to get started. State if you are a beginner or advanced in drawing skills.
- I have tried painting outdoors with little success. I have drawing skills and would like to like to learn the basics of adding watercolor outdoors.
- I have painted plein air numerous times but with a different medium than watercolor and would like to understand the changeover to watercolor.
- I have been painting en plein air many years and would enjoy ideas from a new instructor. I would like to stay with my medium of choice instead of watercolor but still learn ideas related to composition, values, etc. Describe further your PLEIN AIR skill level and where you desire to improve.

Materials

PLEASE REFER TO THE ATTACHED MATERIALS LIST, DESCRIPTIONS, and PHOTOGRAPHS PROVIDED HEREIN

AGENDA

Tuesday August 17:

9:00 AM: Meet at the Frink Park Pavilion, along the shore of the Clayton village waterfront.

12:00PM-1PM: Lunch break, artists discretion, downtown Clayton area. Please return on time. We will have box lunches delivered to our painting location for artists who would like to eat together, a great way for our artists to get to know each other!

1PM-3:30PM – Plein Air painting session

3:30-4:00PM – Instructor critique and discussion.

Wednesday, August 18:

8:30 AM: – Meet at painting location to be determined in the Clayton NY area.

9:00AM – 12:00PM Plein Air painting session, instructor demonstrations and instruction.

12:00PM-1PM – Lunch break, at artists discretion.

1PM-3:30PM – Plein Air painting session (continued).

3:30PM-4:00PM – Final group critique and discussion.

All workshop painting locations will be convenient to rest rooms, shelter, and dining venues.

This workshop is limited to 15 artists, on a “first-come-first-serve” basis. All subsequent artists will be placed upon a waiting list.

EARLY REGISTRATION FEE - \$225 On or after August 1, 2021 – the workshop fee is \$250.

COMPLETE AND RETURN REGISTRATION FORM BELOW

- Pay and complete form online at rivermusegallery.com.
Or:
- By Mail: Make check payable to: River Muse Art Gallery & Studio, or credit card below.
- Mail form to: River Muse Art Gallery & Studio, 229 John St., Clayton NY 13624
Gallery Phone No.: (315)285-5162
- Additional workshop information and questions: Contact instructor Kim Hoerster at: KimHoerster.com.
- River Muse Art Gallery E-Mail: InfoRiverMuseGallery@Yahoo.com

KIM HOERSTER 1000 ISLANDS WATERCOLOR PLEIN AIR WORKSHOP

Name: _____

Home Phone: _____ Mobile Phone _____

Address: Street _____ City _____

Zip Code _____ E-Mail: _____

- Enclosed: Early workshop registration \$225 _____ After August 01: \$250 _____

Artists may also register and pay for the Clayton – 1000 Islands Plein Air Artists Competition which begins at the conclusion of the Watercolor Workshop Wednesday August 18-Sat, August 21 below:

- Registration for Clayton Plein Air Artists Competition August 18-21: \$30 _____
- Grindstone Island Painting Day – Friday August 20. Includes
boxed lunch & boat transportation 8AM – Return 4PM. \$20 _____,

Total: Check \$_____ Please do not mail cash.

____ Visa ____ Master Card ____ Discover ____ American Express

Amount \$_____. Card # _____

Exp. Date: Mo. ____ Year ____ Security CW code (back) ____


Signature: _____ Date _____

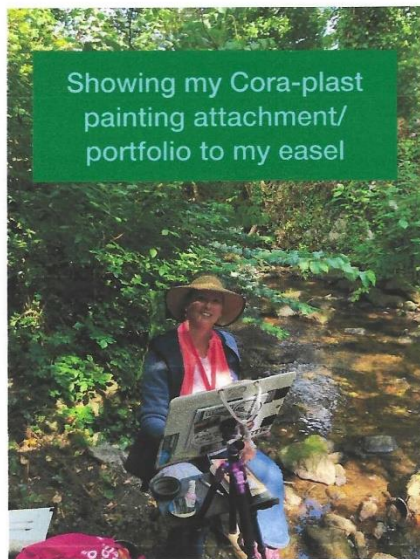
Materials

Bring a full selection of watercolor supplies that work best for you and what your accustomed to. Kim has also given suggestions below. See the many supply photos on her website KimHoerster.com listed under ONLINE lessons. You do not need everything that Kim's has. See Kim's [YouTube](#) channel under the name Kim Hoerster to view her folding palette setup choices & colors.

If you want the links to be live then I would word it this way.....
See Kim's supply list for Newbies [HERE](#) and for advanced [HERE](#).
Kim's Plein Air packing list for travel [HERE](#)


- Tripod setup for Plein Air watercolor (not a table easel) Kim uses En Plein Air Pro Travelers Series for watercolor. The black shelf NOT the attached palette. I like to set my own folding palette on the black shelf that has the hole for the water cup. The attached top shelf is nice if you want to sit a block of paper. Kim has an attached Cora-plast (corrugated plastic) home made portfolio instead of the top shelf. Once you see hers, if interested, she will gladly teach you how to make one.
- Palette - Creative Mark folding palette or any palette that fits your painting setup
- Brushes - brushes you normally work with or see Kims
- Paper - Suggested watercolor paper. Kim's prefers Arches OR Saunders ROUGH 140 lb. Please only use PROFESSIONAL quality paper that is 100% COTTON no matter the brand.
- Water, water container, sack cloth cup towel or paper towels, spray bottle.
- beaked visor or hat, sunscreen, sturdy shoes.
- A "view finder" - home-made, or available at art supply stores & online or your hands.
- Optional: Plein air umbrella (Kim has BestBrella that attaches to her tripod leg)
- Optional: Folding/collapsible chair (Kim has a hunting 3 legged stool)






Showing my Cora-plast
painting attachment/
portfolio to my easel


Art in the Open Ireland 2019




San Miguel en plein air Dec. 2019



New Zealand painted 2020



Biltmore Hotel painted 2020



Plein Air painting
trip to Cuba then

later painted in
studio 2019