


# The **THREE LITTLE PIGS** and the **Not So Big Bad Wolf**

Teacher's  
Guide



by  
Clarissa Willis

illustrated by  
Nab Shaw



# **Book Overview:**

**This fresh take on the classic tale teaches children about friendship, understanding others, and challenging preconceptions.**


## **Learning Objectives**

- Compare and contrast with the traditional story
- Develop critical thinking skills
- Explore themes of friendship and understanding
- Practice prediction and inference skills
- Build vocabulary
- Enhance social-emotional learning
- Accepting differences



# Pre-Reading Ideas (Story Prediction)

- Show the cover and ask students what they notice about the wolf –
- Discuss the meaning of "Not-So-Big-Bad"
- Have students predict how this story might be different
- Discuss traditional fairy tales and their elements
- Share experiences about making new friends



What do you think the Pigs are talking about in this picture?

# During Reading

## Vocabulary

- Construction-related terms
- Emotion words
- Character description words


## Discussion Questions

- How is this wolf different from the traditional story?
- What do the pigs think about the wolf at first?
- How do their feelings change?
- What materials are the houses made from?





# Post-Reading



Create a Venn Diagram comparing the traditional story to this version

## Creative Writing

- Write a letter from one pig to the wolf
- Create an alternative ending
- Design a new house for the pigs



## Arts-Crafts

- Design and build miniature houses using different materials
- Create character puppets for retelling
- Draw a new friend for the wolf

## Stem Connection

- Design and build miniature houses using different materials
- Create character puppets for retelling
- Draw a new friend for the wolf

## Social-Emotional Connection

- Discuss prejudice and preconceptions
- Role-play making new friends
- Practice conflict resolution

Permission to use granted by Clarissa Willis, Author