



Fresno Bonsai Society Newsletter

March 2015

Our Mission

The purpose of the Fresno Bonsai Society is to expand the knowledge and skills of Bonsai within its members while offering opportunities for appreciation of this art form to the broader community. We do this through the inspiration of the beauty of the natural world and the rich cultural heritage of Bonsai.

Notes from the President:

Greetings everyone!

Our decision to host the 2017 GSBF Convention is difficult. If we could assume all the committee chair positions, that would be great. However, our club is relatively small and this might prove to be difficult. Hosting of the 2017 convention could broadly promote the Shinzen Garden Bonsai Collection. It will take a lot of work but the rewards will also be great.

So I am proposing that we look at all the committee chairs that must be filled and that we call for volunteers to fill those positions. Those positions that are not filled by volunteers could be turned over to Abe Farr, the GSBF president and let him worry about filling them.

Some of you may be willing to co-chair with someone else whom you could work with.

We'll discuss this at the Feb and March club meetings. If anyone has questions or suggestions, please e-mail me or call.

There are thirteen committees to be chaired as well as the General Chairmanship of the entire convention. The committees include:

- 1) Convention Chair or co-chair
- 2) Local Convention Registrar
- 3) Convention Treasurer
- 4) Workshops Coordinator
- 5) Demonstrations Committee
- 6) Vendors Chairman

Continued from Page 1,

- 7) Bonsai Exhibit Display Committee
- 8) Suiseki Exhibit Display Committee
- 9) Judged Exhibit Committee
- 10) Benefit Auction/Raffle Chair
- 11) Local Hotel and Food Coordinator
- 12) Security Committee
- 13) Volunteer Coordinator
- 14) Goody Bag Committee

Consider whether or not you might be willing and able to chair a committee.

Volunteers are Still Needed to Help at the Chinese New Years Event in Chinatown

Saturday, March 7th, to Promote the FBS and the New Clark Bonsai Collection at Shinzen. Please contact Dwayne Berrett at dberrett@me.com if you can help.

Shohin Classes at Round Valley Nursery in Lindsay

Ted Matson will teach Shohin Bonsai at Round Valley Nursery in Lindsay, March 21 and 22nd. Three hour sessions are \$45 each.

Ed has a huge selection of shohin raw material to select from. Arrive early to shop for your workshop tree.

Contact Ed Clark at 559 310-1513 or

lecclark@gmail.com for details and to reserve a place. Classes limited to 12 persons per session

Below: The February meeting of FBS...Genaro Cuan (in back) gets advice and admiration on his juniper bonsai from Harold Mitchell and Steve DaSilva, while Kyle Pounder, Crispulo Saldano, Marc Gonzalez and Ed Rendon look on. Lots of good natured teasing as usual.





Above: The (largely) volunteer work crew at the former site of the Clark Bonsai Collection near Hanford, as the last gate is removed for transport to Fresno. Volunteers from both the Fresno and Hanford Bonsai Societies, with Sid Mukai, the general contractor.

Below: The new logo for the Clark Bonsai Collection at Shinzen.



The New Logo for the Bonsai Collection at Woodward Park



Above: Bob Wright helps move a Ginkgo from the Clark Center to its new home.

Right: One of two gates are transported to the Shinzen with Ray Thieme's guidance.

Below: much of the perimeter fence for the new bonsai display area was salvaged from the Clark Museum. The new structure will be cleaned and re-stained. Shake roofing will be rebuilt, as much of it could not be saved.

The Clark Bonsai Collection At Shinzen Continues to Progress Rapidly

The display area at the Clark Center has been completely taken down and large sections have been salvaged and reassembled in the Shinzen Garden, largely by volunteer workers from the Fresno and Hanford Bonsai Society, under the guidance of Sid Mukai, the general contractor and Bob Hilvers, the curator.

The chain link security fence is in place.

The landscaping plan should be complete and planting of new and preserved trees will begin in the coming weeks.

The next steps will be the trenching for both electrical conduit and irrigation for both the landscape plants and bonsai display and reserve areas. The dual irrigation system has been designed by FBS members Ray Thieme and Gene Nelson.

Before the bonsai can come to Fresno, the irrigation system, security system, and benches must also be completed and tested.




Plans will include a shade structure in the reserve area for tree care and construction of both tokonoma display areas and a new "Tea House" structure for additional tokonoma display.

The Grand Opening is scheduled for October 17-18, and expectations are for completion in July.




CLARK BONSAI COLLECTION: Coming to Shinzen Garden October 2015



Living art with over 100 museum quality bonsai offering stunning rotating seasonal displays



Docent tours available



GSBF Clark Bonsai Collection



in Shinzen Garden

a partnership dedicated to the preservation and advancement of bonsai in the Central Valley

JOIN US FOR THE GRAND OPENING! Details: shinzenjapanesegarden.org



Thank You

The Shinzen Collection Committee would like to thank all the hardworking volunteers who devoted entire days of labor, perilous driving in the fog, bruised thumbs and sore backs, all for the love of bonsai and the hope of a permanent collection for our community.

Thank you all.

Remember to Visit Our Website


At www.fresnobonsaisociety.com

And join us on Face Book



Above and below: just some of the huge volume of bonsai raw material available at the Clark's Round Valley Nursery.

Arrive early for the March Shohin Workshop with Ted Matson, in order to see all the great material for sale at reasonable prices!



Artisans Cup is Coming

The American Bonsai scene is anxiously awaiting the first major national juried bonsai competition in the United States in Portland, Oregon this Fall: the Artisans Cup. The new website for this event is:

<http://www.theartisanscup.com/>

Shohin Study Group For March

The date and place for the March Shohin Study Group has not be established as of this printing.

Steve DaSilva will contact members. If you wish to be on that contact list, please email Steve at tree-kutter@hotmail.com.

Tips from Al Keppler on Preparation for the Spring Show

Pots should be cleaned and oiled now so that they can be touched up monthly until show time. Oil on a pot is not something that can be done the evening before the show and look correct. If kept clean and oiled for a few months the oil will loosen old calcium deposits and they will wipe off well before the exhibit. Don't clean to a point that removing old patina off is a problem. Just keeping a pot well oiled all year will allow a good patina to form all on its own. Long periods of dry pots with no oil will cause calcium to form deep within the pots texture and keep it from being cleaned and oiled properly.

Lime sulphur deadwood thru the summer and even into fall. In summer LS can be diluted with water or straight from the bottle as long as the wood is wet before application. In Fall, the LS can be diluted 50/50 with water. Lime sulphur can also be mixed as a fungicide in winter and applied to deciduous trees. Lime sulphur diluted for fungicide can be mixed 1/3 LS 2/3 water. Be aware that using lime sulphur as a fungicide on deciduous tree, that the trunk and branches can turn white. This can be a stark contrast to green leaves, although Beech trees look very nice when the bark is white with the green leaves as popular in Japan.

Pruning deciduous tree in fall after leaf drop is very important. This fall pruning balances energy within the tree and allows the new buds to set at the tips where they can help build the canopy in spring. All that is necessary in spring is a few small prunings to keep shape and the tree is ready for the winter or spring show. Use this time in fall after leaf drop to look for heavy places within the branching and remove triplets. (places where maples tend to split into three's rather than the more desirable two's) Remove the center of the triplet and reduce to two or sometimes I have removed one of the outer twigs keeping the center and one of the sides if I wish a branch to move in that direction.

Moss should be applied early in fall in winter showing or waiting till winter for a spring show. Of course they will all depend on moss availability but should be done as soon as possible. There are two reasons why this is important.

1. The moss should be applied early enough so that it has some time to grow and attach to the soil.
2. Allowing enough time for the moss to naturalize. New moss with out sufficient time looks unnatural.

There is much artistry to applying moss and there are some that can do it one day and it looks very natural. Ask opinions from friends about your application of moss and ways to make it look more natural if it does not pass muster. A good simple tip is to make sure akadama or suitable fines have been dusted in to seal moss edges after application to keep moss overall moist and also keep it from drying and curling which looks especially unattractive.



What's New on the GSBF Website?

The GSBF Website works together with the Golden Statements Magazine to bring you current bonsai related stories, photographs, special events, technical information, and more. GSBF membership is too large and active in bonsai related endeavors to cover it all in the quarterly publication. And so, there is a blog like news online site for posting more club shows, field trips, information on bonsai care, maintenance and styling. There are two postings per week, Mondays and Thursdays. There are no deadlines. Articles in MS Word and photos (300-72 ppi) can be submitted via email to the Editor of Golden Statements at gsEditor@sbcglobal.net to be posted within a week or two. You can subscribe to automatic notification of new posts via email. Make GSBF Website your first connection to membership information, programs and benefits!

Now more sources for your bonsai information. Go online for the GSBF

Website: www.gsbf-bonsai.org

Sign up for automatic notification via email to receive new weekly posts.



Subscribe to the quarterly GSBF Golden Statements Magazine.

Quality bonsai information through GSBF clubs and more...

Subscribe Online - one year (Winter, Spring, Summer, and Fall issues) for \$25. http://www.gsbf-bonsai.org/?page_id=37



Bonsai Events this Month in California

Mar 14 – 15, 2015 Oakland, California

Bay Area Bonsai Associates: 34th Annual Bonsai Exhibition at the Lakeside Garden Center, 666 Bellevue Avenue. Show hours are Saturday 5 – 9pm and Sunday 10am – 4pm. Demonstrations by Matt Reel at 6:30pm Saturday, followed by a raffle of the demonstration tree. Continuous plant sale including bonsai related items (pots, tools, soils, wires, books, etc.) both days. Matt Reel has studied bonsai in Japan for 8 years under Shinji Suzuki. Admission is free. Parking fee to the Lakeside Garden Center is required during the park hours. For more information, please contact Bob Gould at (925) 935-1914.

Mar 18 – 22, 2015 San Mateo, California

Bonsai Society of San Francisco: Annual Bonsai Exhibit at the San Francisco Flower and Garden Show, San Mateo County Event Center, 1346 Saratoga Drive. Show hours Wednesday – Saturday 10am – 7pm, and Sunday 10am – 6pm. There will be demonstrations and trees for sale. For more information about the club, visit www.bssf.org. For group and early-bird ticket information to the Flower and Garden Show, visit <http://sfgardenshow.com>.

Mar 28 – 29, 2015 San Jose, California

San Jose Betsuin Bonsai Club: 45th Annual Bonsai Exhibition at San Jose Buddhist Church Betsuin, 640 North Fifth Street. Hours are Noon – 5pm Saturday and 11am – 4pm Sunday with demonstrations at 1pm on both days by club members headed by Dr. Seiji Shiba. A benefit drawing will be held at each demo conclusion. Styled and pre-styled trees will be offered for sale. For more information, visit www.gsbf-bonsai.org/sjbonsai/ or email Ken Azuma at kennethazuma@sbcglobal.net.

Remember the Ted Matson Shohin Workshops

Round Valley Nursery

March 21 and 22

Half Day Sessions Only \$45

24022 Avenue 230,
Lindsay, CA 93247

In Appreciation of our Local Bonsai Blogger

(And the Unquestioned King of Gaudy T-Shirts)

We have frequently referenced articles in Al Keppler's blog, California Bonsai Art. In fact, several of the images from the Round Valley Nursery and the piece on preparation for the spring exhibit were pirated directly from Al's blog.

Michael Reynolds, our webmaster and I have tried to publish information on local bonsai artists, like Ed Clark, Donald Hoisington, Glen VanWinkle, Toshio Fujimoto and Steve DaSilva who also provide bonsai raw material and supplies to our local community. Al Keppler has done this also, but in a far more thorough way than we could. Our hats are off to Al for this thoughtful support of our bonsai community.

We would encourage everyone in the FBS to subscribe to Al's blog. He provides a wealth of bonsai knowledge, learned over many years and often very specific to our local environment. And it's free!

Bonsai Basics Study Group Plans for Coming Months

The Bonsai Basics Group will meet the fourth Saturday in March, and April (March 28th and April 25th.)

The March topic will be bonsai tools.

The April topics will include air layering, watering, fertilizers, insects, and diseases.

In May and June we will meet the third Saturday (May 16 and June 20th.) The topics for both May and June will be on pruning techniques. June will be primarily focused on pines and candle pruning.

Students are encouraged to bring 1 or 2 plants which they may need help with to the May and June meetings.

The Bonsai Basics Class is now full until next fall. We anticipate being able to hold our classes at the Clark bonsai garden starting in September. We would like to start a class for intermediate students, in September. Those students should have completed Bonsai basics. Meetings will all be at Harold Mitchell's home, 1416 Roberts Ave, in Clovis, for the remainder of the year.



BULLSEYE BONSAI