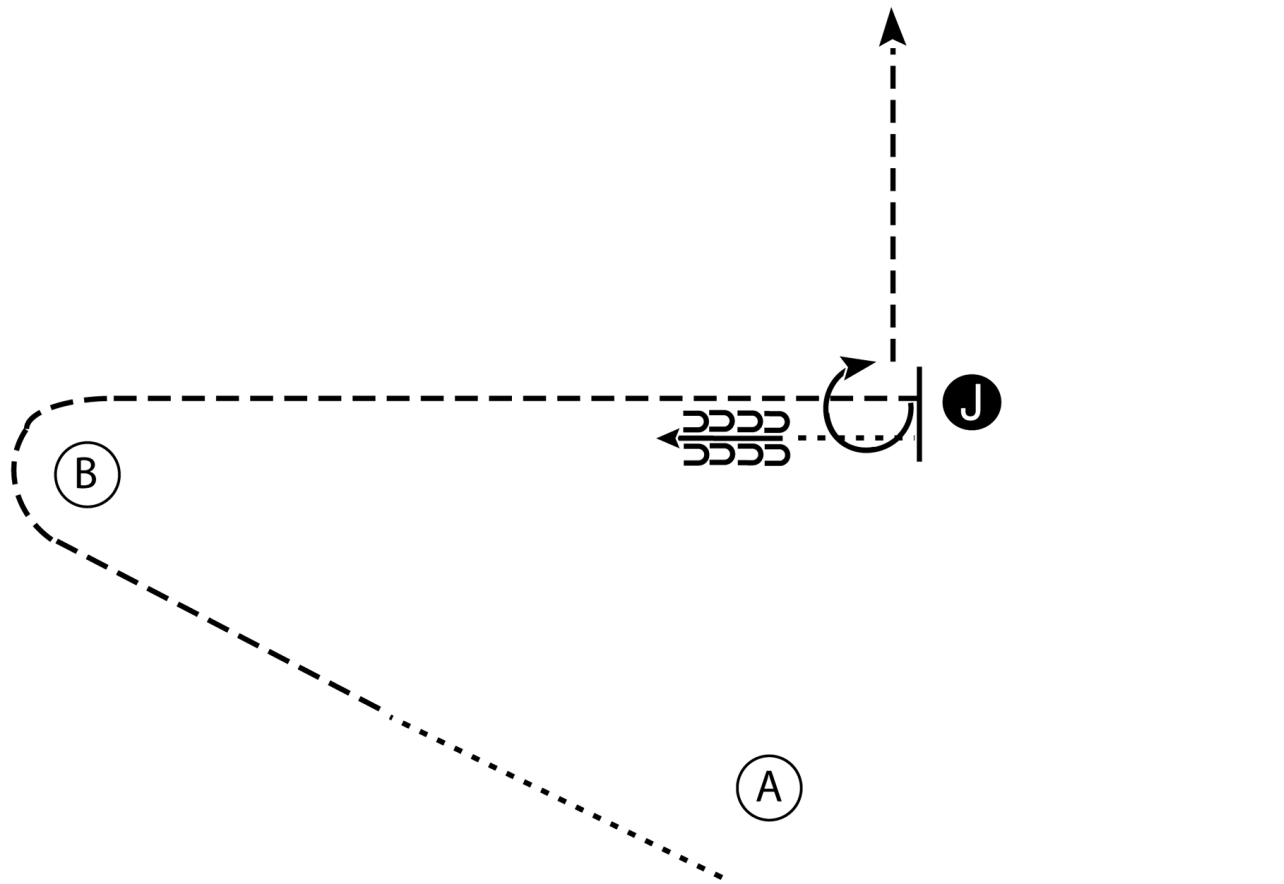


NDPthA HORSE SHOW CATHYS CAROUSEL OF COLOR

WESTERN SHOWMANSHIP (CLASSES 12-14-18-19-20)

Show Date: 08-7&8-2021



1. Walk half way from A to B.
2. Trot around B to the Judge.
3. Stop and back four steps.
4. Walk to Judge and set up for inspection.
5. When dismissed perform a 270 degree turn and trot to line-up.

Walk
Trot - - - - -
Back ← - - - - -
Marker (B)
Judge (J)

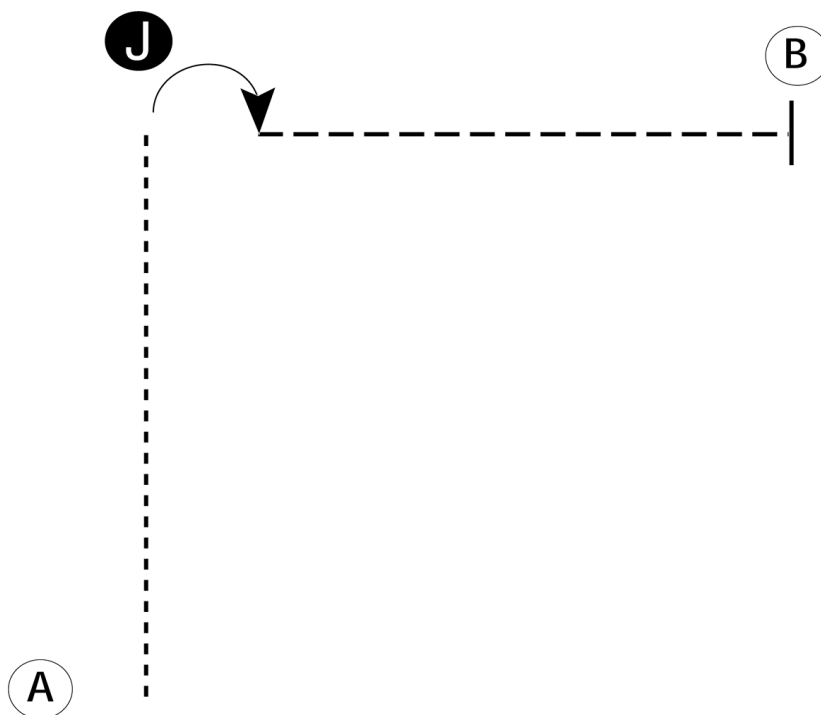
[S/2-12]

Pattern Provided by:
THE JUDGES

NDPthA HORSE SHOW CATHYS CAROUSEL OF COLOR

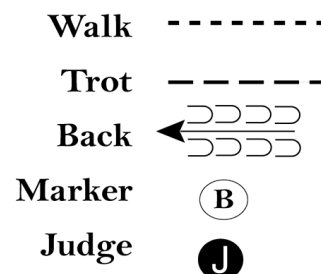
WALK TROT SHOWMANSHIP- WALK ONLY (CLASS 16)

Show Date: 08-7&8-2021



Be ready at A.

1. Walk from A to Judge.
2. Stop and set up for inspection.
3. When dismissed, perform a 90 degree turn.
4. Trot away from judge to B.
5. Stop at B.
6. Follow the instructions of your ring steward.



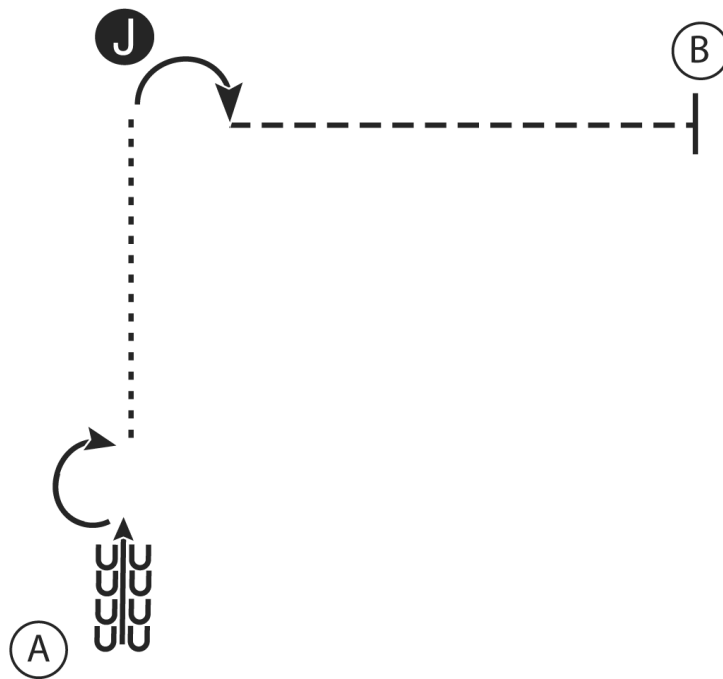
[S/WT-7]

Pattern Provided by:
THE JUDGES

NDPthA HORSE SHOW CATHYS CAROUSEL OF COLOR

SHOWMANSHIP (CLASS-13-15-17)

Show Date: 08-7&8-2021



1. Back 4 steps at A
2. Perform a 180 degree turn
3. Walk to the judge and set up for inspection
4. When dismissed perform a 90 degree turn and trot to B
5. Stop at B

Walk
Trot - - - - -
Back ←
Marker (B)
Judge (J)

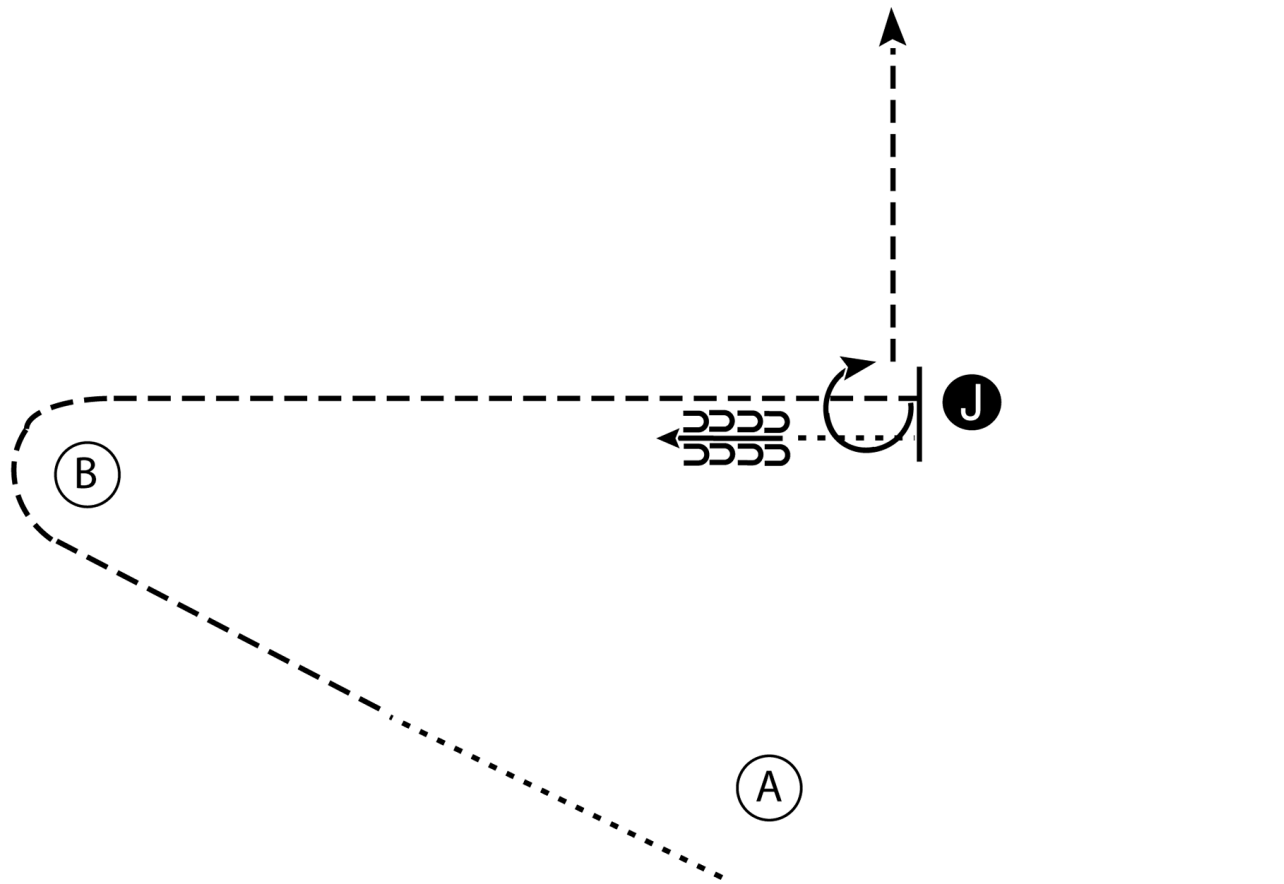
[S/1-2]

Pattern Provided by:
THE JUDGES

NDPthA HORSE SHOW CATHYS CAROUSEL OF COLOR

ENGLISH SHOWMANSHIP (CLASSES 36-38-40-42)

Show Date: 08-7&8-2021



1. Walk half way from A to B.
2. Trot around B to the Judge.
3. Stop and back four steps.
4. Walk to Judge and set up for inspection.
5. When dismissed perform a 270 degree turn and trot to line-up.

Walk
Trot - - - - -
Back ← 3333
Marker (B)
Judge (J)

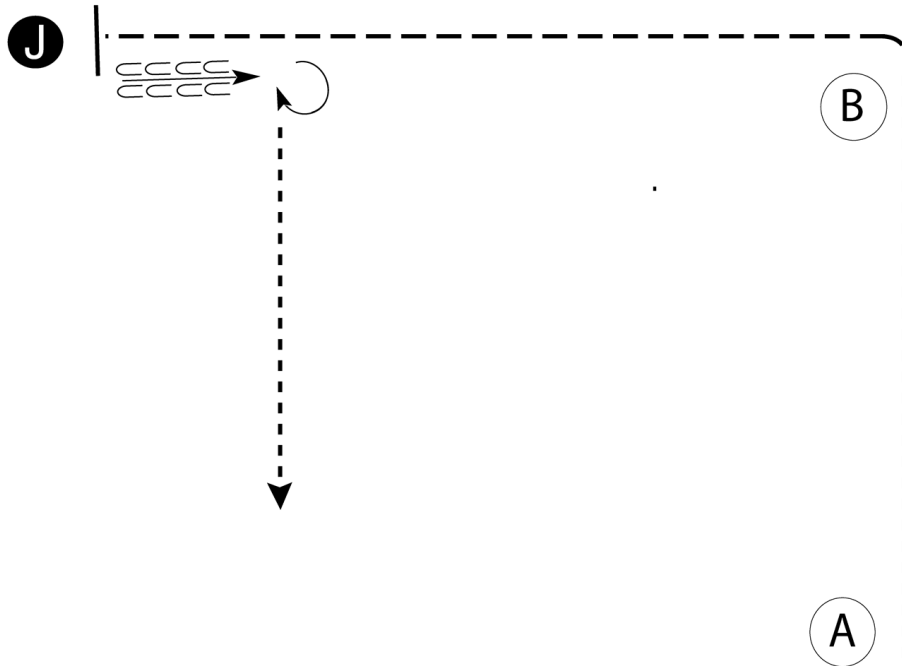
[S/2-12]

Pattern Provided by:
THE JUDGES

NDPthA HORSE SHOW CATHYS CAROUSEL OF COLOR

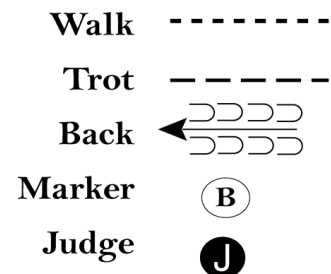
ENGLISH SHOWMANSHIP (CLASSES-37-39-41)

Show Date: 08-7&8-2021



Be ready at A.

1. Walk to B.
2. Trot around B and to judge.
3. Stop and set up for inspection.
4. When dismissed, back one horse length.
5. Turn 270 degrees and walk straight off.



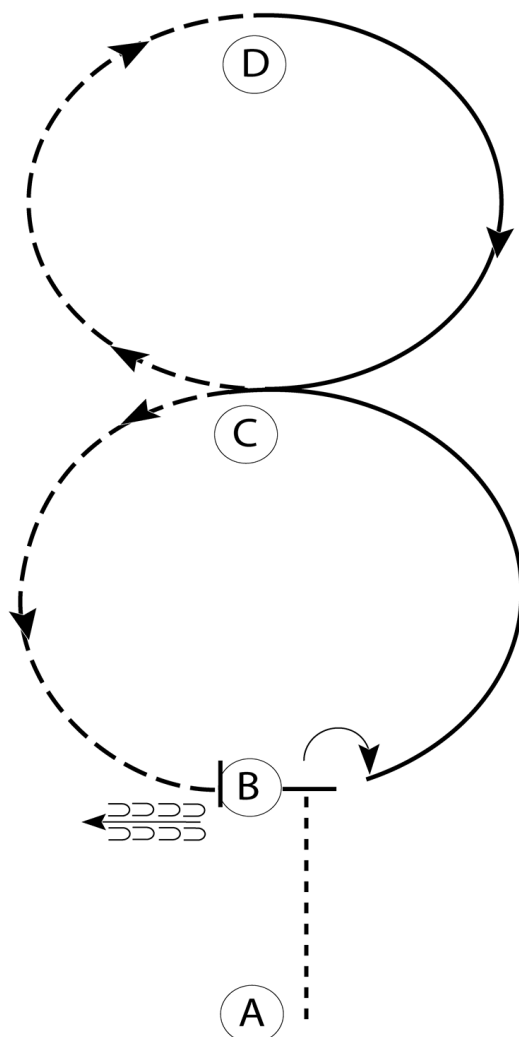
[S/1-23]

Pattern Provided by:
THE JUDGES

NDPthA HORSE SHOW CATHYS CAROUSEL OF COLOR

ENGLISH EQUITATION (ALL EQUITATION CLASSES)

Show Date: 08-7&8-2021



Be ready at A.

1. Walk to B.
2. Stop at B and perform a 90 degree turn to the right on the forehand.
3. Canter on the left lead to C.
4. Posting trot from C to D.
5. Canter on the right lead from D to C.
6. Posting trot from C to B.
7. Stop at B and back one horse length.

Follow the instructions of your ring steward.

Walk	-----
Trot	- - - - -
Extended Trot	— — — — —
Canter	—————
Leg Yield	
Lead Change	↗ ↘
Back	← ← ← ← ←
Marker	(B)
Sidepass	← — — — — →
Hand Gallop	—————

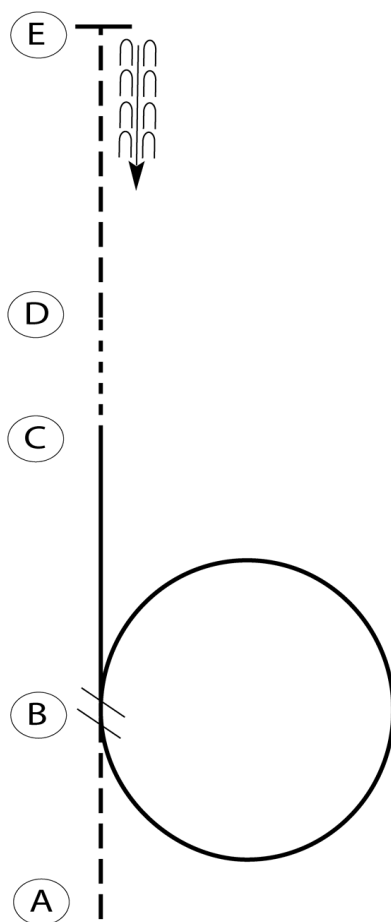
[HSE/2-13]

Pattern Provided by:
THE JUDGES

NDPthA HORSE SHOW CATHYS CAROUSEL OF COLOR

WESTERN HORSEMANSHIP (CLASSES 131-132-133-134-135)

Show Date: 08-7&8-2021



Be ready at A.

1. Jog from A to B.
2. Lope a circle to the right on the right lead.
3. Change leads at B.
4. Lope on the left lead to C.
5. Walk from C to D.
6. Jog from D to E.
7. Stop at E and back one horse length.

Retire to the rail or line up at a jog.

Walk	-----
Jog	-----
Extended Jog	-----
Lope	=====
Leg Yield	
Lead Change	---/---
Back	←←←←←
Marker	ⓑ
Sidepass	←-----→

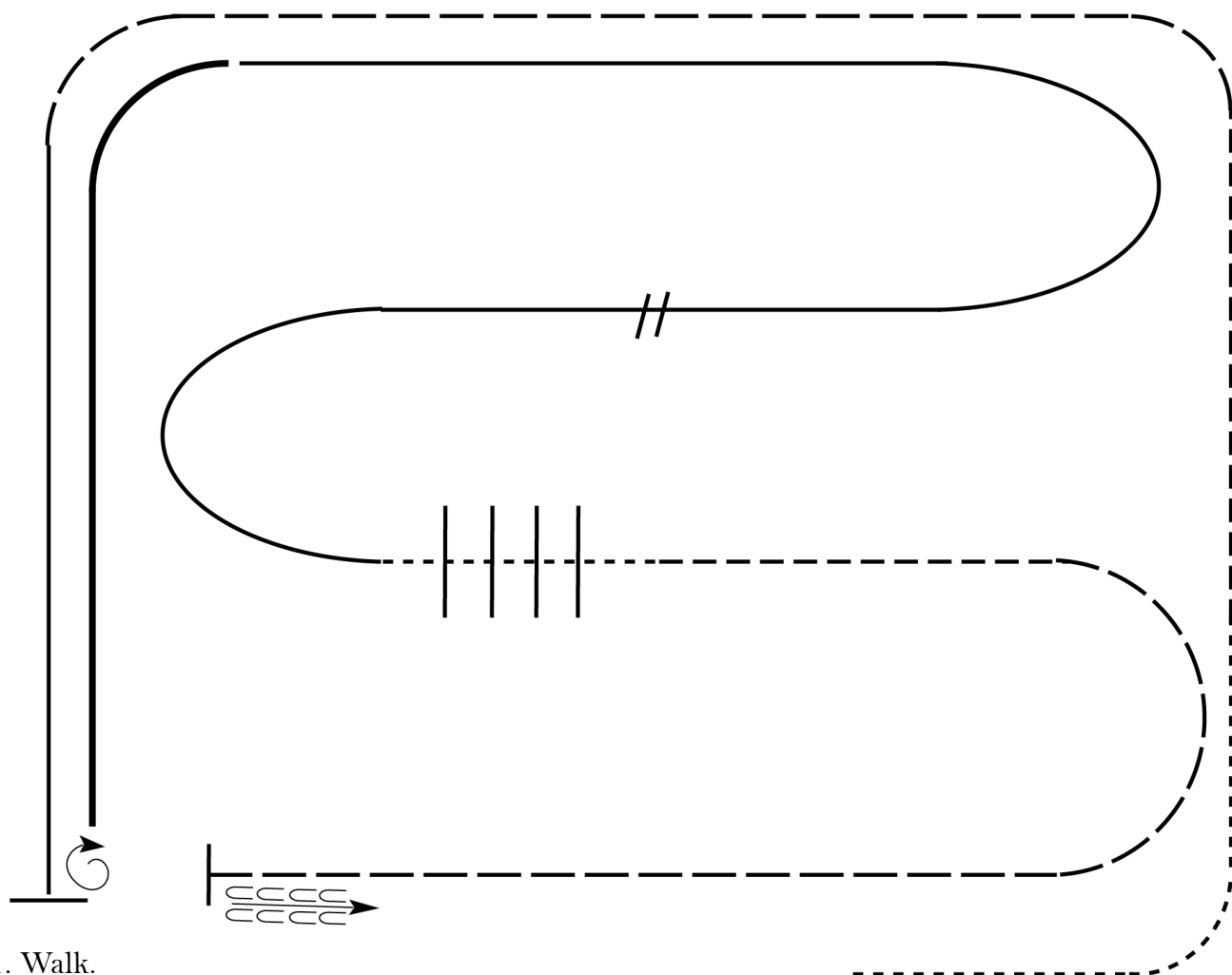
[WH/2-22]

Pattern Provided by:
THE JUDGES

NDPthA HORSE SHOW CATHYS CAROUSEL OF COLOR

RANCH RIDING (All Ages)

Show Date: 08-7&8-2021



1. Walk.
2. Trot
3. Extended trot.
4. Left lead lope
5. Stop, 1 1/2 turn right
6. Extended lope
7. Collect to working lope-right lead
8. Change leads (simple or flying)
9. Walk
10. Walk over logs
11. Trot
12. Extended trot
13. Stop and back

Walk	-----
Jog	-----
Extended Jog	-----
Lope	-----
Lead Change	///
Back	←
Marker	(B)

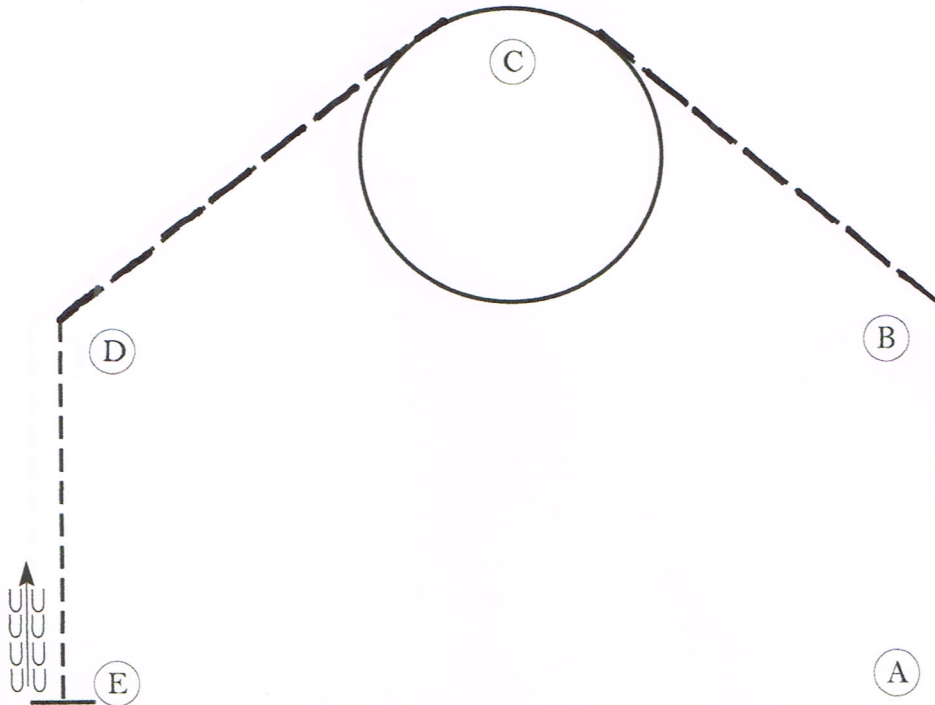
[RR/2]

Pattern Provided by:
THE JUDGES

NDPthA HORSE SHOW CATHYS CAROUSEL OF COLOR

All Reinsmanship (Classes 49 & 50)

Show Date: 08-07 and 08, 2021




Be ready at A.

1. Walk approximately 4 horse lengths from A.
 2. Working trot to B.
 3. Slow trot from B to C.
 4. Strong trot around C.
 5. Working trot from C to D.
 6. Slow trot from D to E.
 7. Halt at E and Back 2 horse lengths.
- When complete follow the instructions of the ring steward.

Walk
Slow trot
Working trot
Strong trot

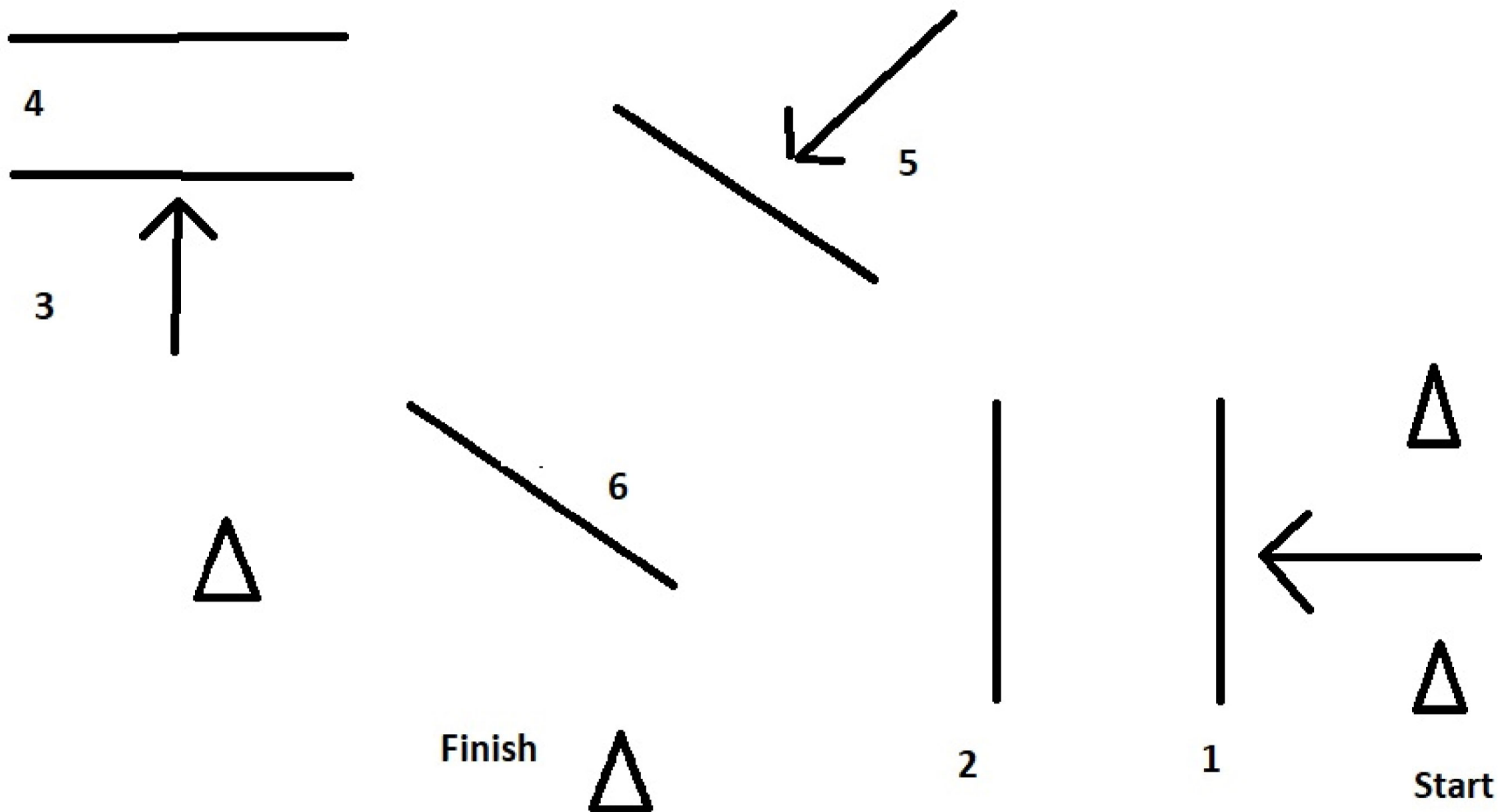
Back
Marker



[HSE/1-37]

Pattern Provided by:
The Judges

NDPthA Horse Show Cathy's Carousel
of Color
Hunter over Fences/Jumping Patterns
Classes 77-88



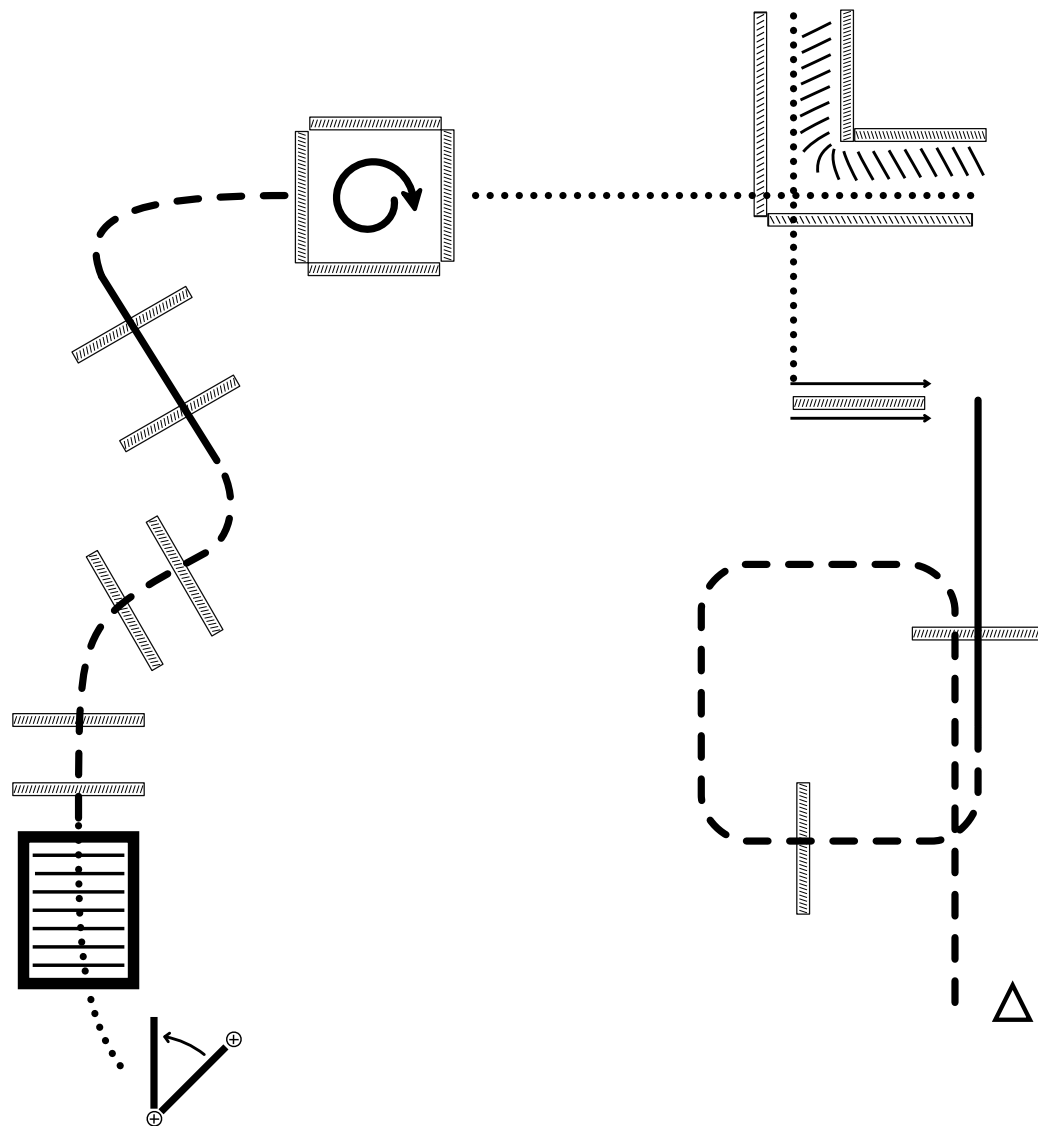
Trail

Trail In Hand/ Walk Trot Trail

Classes 89, 90, 91, 92, 93, 94, 95, 96, 97

Show: NDPtHA Horse Show Cathy's Carousel Of Color

Date: Aug 7, 2021

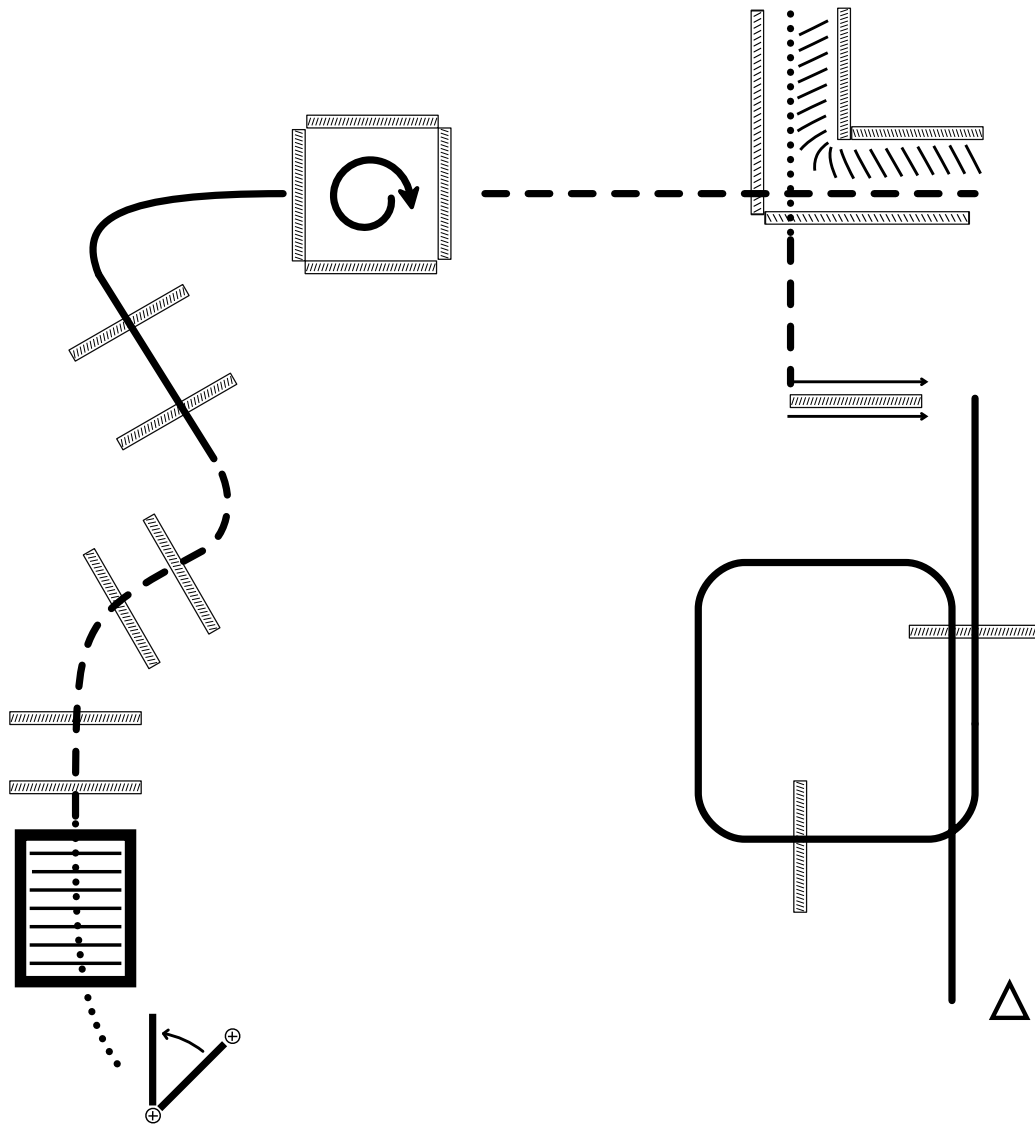


1. Left hand push gate
2. Walk over bridge
3. Trot over poles and into box
4. Turn 360° right
5. Walk into chute, back, walk out and next to log
6. Stop & sidepass left over log
7. Trot over poles, Stop, walk out



Trail Classes 98, 99, 100, 101, 102

Date: Aug 7, 2021

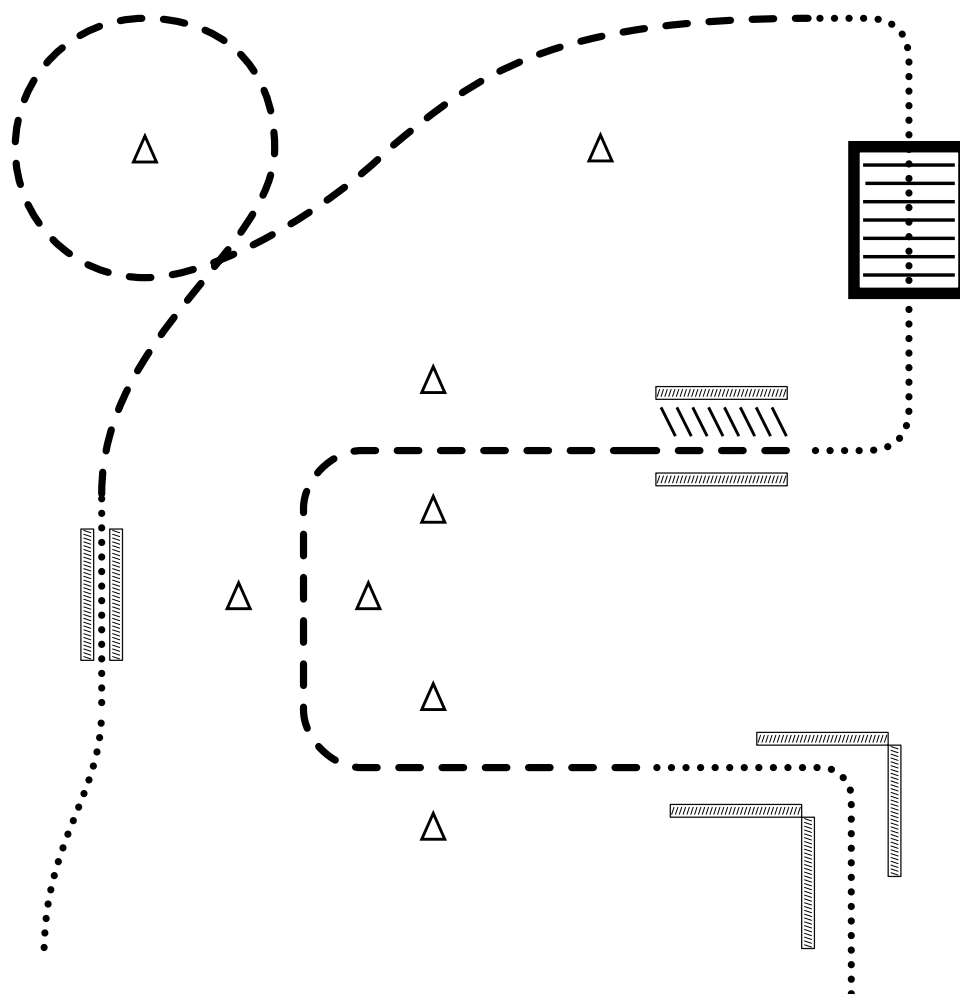


1. Left hand push gate
2. Walk over bridge
3. Trot over poles to box
4. Walk into box, turn 360° right
5. Trot into chute, back, trot out next to log
6. Stop, sidepass left over log
7. Lope right lead over poles; Stop, walk out



Obstacle Driving Classes 104-107

Date: Aug 7, 2021



1. Walk left wheel through L
2. Trot through cones
3. Trot between poles and back full length of horse
4. Walk over plywood
5. Trot around cones
6. Walk left wheel between poles and exit

