



# EAST POLK SWCD

# PLANTING INSTRUCTIONS

240 CLEVELAND AVE SW, P.O. BOX 57  
MCINTOSH, MN 56556

WWW.NWMNSWCD/EASTPOLK

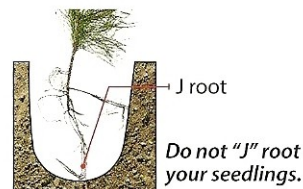
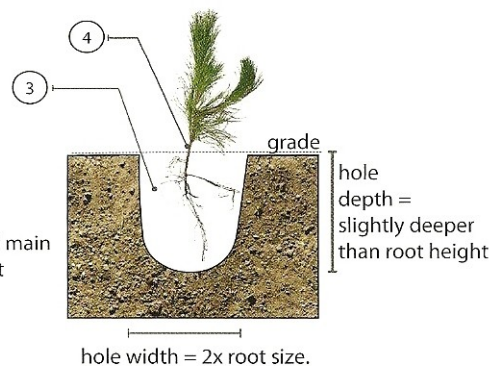


## Planting a Tree Seedling

- 1 Contact Gopher State One-Call at 800-252-1166 before digging.
- 2 Brush aside loose organic material such as leaves and grass to expose soil.
- 3 Dig a hole twice as wide as the size of the roots and slightly deeper.
- 4 Place seedling in the hole. Make sure the first main root is slightly below the soil surface. Distribute the roots evenly, making sure the taproot is straight down. Avoid making a "J" root.
- 5 Pack the soil firmly around the roots. Make sure there are no air pockets.



**NOTE:** Keep seedlings in a cool, shaded, and protected place and keep roots damp until planting.



1. Water seedling well after planting then a good soaking once a week.
2. Mulch around the seedling, keeping mulch 2-3" away from trunk.
3. Protect your seedling from lawn mowers and deer browsing by adding a cage or netting.

  
conserving  
natural resources  
for our future