



Available 26ga colors are  
Highlighted and Outlined  
in Red

[www.tetonsteelidaho.com](http://www.tetonsteelidaho.com)

Phone: 208-528-6600

Fax: 208-528-6630

Address: 2380 E 24th N


Idaho Falls, ID 83401




Zincalume\*



Weathered Copper\*



White\*



Ivory



Parchment



Light Stone\*



Beige\*



Hickory Moss\*



Desert Brown



Medium Brown\*



Dark Brown\*



Light Gray\*



Dark Gray\*



Sky Blue



Dark Blue



Red



Burgundy



Medium Green



Dark Green\*



Forest Green



Black



Copper Penny\*\*\*



Sedona Rust\*\*\*

\*\*\* Premium color.

\* Also available in 26 Ga.

Additional charges may apply to any premium colors. Color samples may vary from the actual product. Actual metal samples are available by request.



www.tetonsteelidaho.com

Phone: 208-528-6600

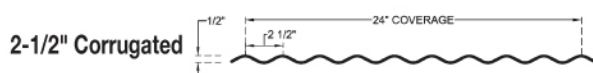
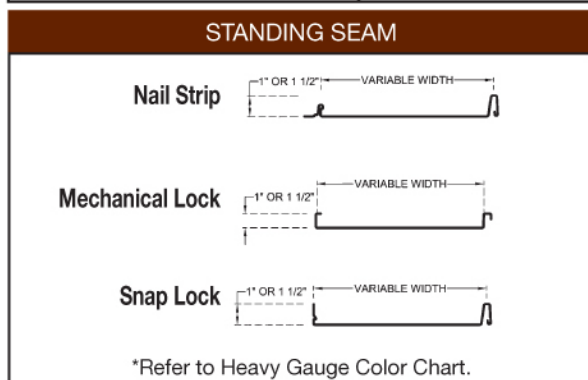
Fax: 208-528-6630

Address: 2380 E 24th N

Idaho Falls, ID 83401

COLOR	28 GAUGE				26 GAUGE		24 GAUGE	
	3' Tuf Rib	3' Delta Rib	2' Delta Rib	2 1/2" Corrugated	3' TR - 3' DR - 3' PBR	Standing Seam	7/8" Corrugated	Standing Seam
Zincalume	●	●	●	●	●	●	●	●
White	●	●	●	●	●	●		
Ivory	●	●						
Parchment	●	●						
Light Stone	●	●	●	●	●			
Beige	●	●	●	●	●			
Hickory Moss	●	●			●			
Weathered Copper	●	●			●	●		
Desert Brown	●	●	●	●				
Medium Brown	●	●	●	●	●			
Dark Brown	●	●	●	●	●	●		
Light Gray	●	●	●	●	●	●		
Dark Gray	●	●	●	●	●	●		
Dark Blue	●	●	●	●				
Red	●	●	●	●		●		
Sedona Rust	●	●						
Burgundy	●	●						
Medium Green	●	●						
Dark Green	●	●	●	●	●	●		
Forest Green	●	●	●	●		●		
Black	●	●						
Copper Penny	●	●				●		
Sky Blue	●	●				●		
Heavy Ga. Color Chart	Contact Teton Steel for Heavy Gauge Color Chart						●	●

MATERIAL SPECS	28 GAUGE	26 GAUGE	24 GAUGE
STEEL YIELD STRESS	80,000 PSI (Grade E)	80,000 PSI (Grade E)	50,000 PSI (Grade D)
GALVALUME STEEL GAUGE	AZ-55	AZ-55	AZ-55 (Acrylic), AZ-50 (Painted)
PAINT SYSTEM	DURACOAT™	DURACOAT™	Valspar®, Coolr (Kynar 500®/Hylar 5000®)
WARRANTY	40-year/Cool Roof Paint	40-year/Cool Roof Paint	35-year/Energy Star Partner®



\*Refer to Heavy Gauge Color Chart.



Additional charges may apply to any premium colors. Color samples may vary from the actual product. Actual metal samples are available by request.