

PETAL TONES



Newsletter of the National Capital Area Chapter of the Gesneriad Society

Volume 51 Number 8

August 2020



Andy's *Sinningia* 'Peridot's Darth Vadar'

President's Message: Barbara Stewart

As we continue to meet virtually through Zoom and improve our technology skills, we will have our first formal program this month. Minh Bui will share his expertise on lighting to provide our gesneriad plants better growing conditions. My light stands are very old and have a mixture of lighting. I experiment with moving plants to different locations to find the optimal lighting for the plant's needs. I am looking forward to learning more in this very informative program. Minh will be hosting the program, so the Zoom invitation will be from him. He has invited other clubs to join in, so we hope to see a lot of other gesneriad friends from outside our club. Hope you can join us!

Pre-Pandemic MEETING LOCATION:

Emmanuel United Methodist Church
10755 Scaggsville Road, Laurel, MD 20723

August 8th: Zoom Meeting 10:30am
Indoor Lighting for Gesneriads with Minh Bui

Sept 11th: Zoom meeting 10:30am Growing Kohlerias
Show and Sale are canceled

October 10th:

November 21th:

December 12th: Holiday Party TBA

Time: Aug 8, 2020 10:30 AM EST (US
and Canada)

Join Zoom Meeting

[https://us02web.zoom.us/j/82870308899
?pwd=Rk9oV1N2RjNUSmhkbjJLYWxBTlhGdz09](https://us02web.zoom.us/j/82870308899?pwd=Rk9oV1N2RjNUSmhkbjJLYWxBTlhGdz09)



Donna's *Sinningia speciosa* noid from seed from GHA

BLOOMIN' NOW



"This is *Streptocarpus* 'Janet's Intention', which is exactly what I was hoping for from a cross of Harlequin Lace and Ladyslippers Red Rose."



Janet's *Streptocarpus* '3S-Fernweh' currently blooming

A Foolproof Way to Propagate *Streptocarpus* Plants by Janet Carlton

People frequently ask for the "best" method of propagating *Streptocarpus* plants from leaves. Several methods are well known, all work for the experienced grower, but some are more difficult to perfect and can fail due to rotting of the parent leaf section or developing plantlets. If you're looking for a relatively fool proof method and don't need to produce a lot of plantlets, the simplest method I've found is to place a healthy leaf or leaf portion base end down into a solo cup with about 1/2" of water and wait about 10 days to 3 weeks for roots to appear. If algae water is used (sourced from one of your wicking reservoirs), roots develop faster and, according to Dale Martens, are hardier. You can even place the cutting directly into the second hole of your reservoir and wait for the magic to happen! If separate solo cups are used, they do not need to take up valuable space on your lighted shelves or in bright windows. Simply place them near a window that gets low light until they are ready for potting. Keep an eye on the water level and bring it back to 1/2" as it evaporates. I keep my cups in a plastic humidity container on my desk with the lid off to provide slightly higher humidity and ease of transport.

Rooted parent leaves can be planted directly into 3" pots rather than smaller ones, leaving the parent leaf intact until smaller leaves appear well established. These pots can be wicked and placed on your lighted shelves immediately since roots are already developed. They don't need the high humidity typically used for starting plants, and rotting is not an issue.



Solo cup "nursery" in plastic prop box with leaf cuttings in 1/2" water. Select healthy medium sized leaves for rooting.



Wide leaves can be trimmed at the base so they fit into the cup. Roots grow primarily from the mid-rib area.



Original leaf with roots in 3" pot producing new leaves.

BLOOMIN' NOW



"It's very difficult to capture the colors of *Streptocarpus* 'Janet's Kissing Cousin'. The bottom lobes have an intense yellow color, and the upper lobes may appear pink-violet, deep blue-violet, or violet with pink blushes depending on the lighting." Janet Carlton



Nadya's *Streptocarpus* 'Noreen'; and her "spawn"



Nadya's *Petrocosmea* 'Rosemary Platz'



Sharon Long's *Primulia* sp. USBRG 98-083.

BLOOMIN' NOW



Bill Schmidt's *Saintpaulia* 'Champagne Pink'



Bill's *Achimenes* 'Sauline'



Bill's *Henkelia* moonii (parent of Johanna's *H.* 'Moon Walker')



And then! Three blooms opened!

BLOOMIN' NOW



Johanna's *Henckelia* 'Moonwalker'

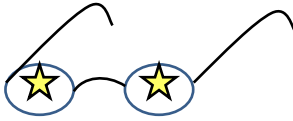


Donna's *Sinningia cardinalis* 'Skydiver' x self



Donna's *Sinningia* 'Anne Crowley' x self from seed

Wishfully Seeking to Grow



- Donna Beverin..... *Liebigia speciosa*, *Primulina leprosa*, *Achimenes pedunculata*.
- Janet Carlton..... *Streptocarpus* 'Harlequin Damsel' leaf, cutting, plant
- Barry Woolf..... *Sinningia cardinalis* 'Innocent'
- Johanna Zinn..... *Pearcea sprucei* and *Nautilocalyx x pictus* Jade
- Nadya Warther-Gibson *Streptocarpus* :fresh pollen from a fantasy type and/or green edged (DEM hybrids)
- Barb Koski *Drymonia variegata*

BLOOMIN'NOW



Janet's *Streptocarpus* 'Harlequin Lace' erroneously labeled last month as Harlequin Blue.



Donna's *Sinningia* 'Apricot Bouquet'



Donna's mini *Sinningias* NOIDs




Janet's *Kohleria* 'Peridot's Rolo'

BLOOMIN' NOW



Karyn Cichocki: "This is a shot of a female or immature Ruby-throated Hummingbird feeding on *Sinningia* 'Cherries Jubilee'. I love watching them come up below the flower and then once their bill is in the flower bring it to a horizontal position." Reprinted with permission from Gesneriphiles

Propagation




Sinningia 'Owlsee Red Hot'. This plant is grown in a 10 inch azalea pot and was started from a tip cutting 3 years ago. Brandon Erikson is both the grower and photographer. Although just at the beginning of its bloom cycle - there are nearly 50 buds and open blooms. He grows this plant on his light shelves in his basement in Omaha, Nebraska and only brought it upstairs to get the photo. Alcie Maxwell is the hybridizer of this cultivar. Parentage is *S. bullata* x *S. Kevin Garnett*. It has double blossoms and quilted foliage.



Sinningia 'Spanish Skirts' hybridized by Margery Anderson-Clive grown and photographed by Brandon Erikson. Parentage is *Sinningia* 'Clara Louise' x *bullata*.



Sinningia 'Owlsee's Red Hot' & *S.* 'Spanish Skirts'. I am growing to share with the group members once we can meet again. These are gift plants from our member Alcie Maxwell who lives in LA. They are doing very well growing under LED lights.



←→
To take up minimal room, *Streptocarpus* leaves can be easily rooted in reservoir water, especially if it is growing algae! Photos show *S.* 'Lucky Strike' with a small leaf in the reservoir, and the roots that have developed in about 2 weeks. See Janet's article on page 2!



BLOOMIN' NOW



Barb's *Achimenes* 'RF's Pink Frost'



Barb's *Episcia* 'Blue Heaven'



Barb's *Achimenes* 'Vie En Bleu'



Barb's *Sinningia* 'Harleyi 1386'



Barb's *Primulina shouchingensis* and close up of the beautiful flower!

BLOOMIN' NOW



Johanna Zinn : "My summer sinningias lined up for trimming and staking after a strong thunderstorm."



Johanna's mini *Sinningia* 'Mark Twain'



Barb's *Microchirita micromusa*



Barb's *Smithiantha* 'Jan's Surprise x Tropical Sunset'



Barb's *Episcia* 'Unpredictable Valley'

BLOOMIN' NOW



Barb's *Streptocarpus* 'Falling Stars'



Donna's *Sinningia* 'SimSim Salaviem'




Donna's *Niphaea oblonga* 'Lindl'



Close up of *Niphaea*



Donna's *Sinningia* 'Towering Inferno'



Johanna "I hope that someone will recognize the bloom of his unknown *columnnea*. It seems to change color depending on the light and background."

Zoom Meeting August 8th at 10:25am

Our Zoom meeting program will be "Indoor Lighting for Gesneriads. There are 4 ways you can participate after the program by Minh Bui.

1. **Show plant or artistic entry.** Since we missed our mini show in March, you can present one of your best plants, design or other artistic entry to be reviewed by our judges. We will not be able to fully examine the entry, so it will not be point scored, but we will indicate what color ribbon it would most likely receive in a show.
2. **Exhibit.** Another option is to present an interesting plant for exhibit, as you would at a meeting. This could be a lesser known gesneriad, a new blooming hybrid or seedling, or something you have questions about and would like more information from others who have grown it.
3. **Growing tip.** If you don't have a plant to present, you can also share a growing tip or question.

Everyone who participates will receive the point towards the exhibits award. We hope to have everyone participate in some way to make this a learning experience for us all.

Tips for Using Zoom:

We will be holding our August meeting virtually using the Zoom meeting collaboration application. If you are not already familiar with it, please allow about 30 minutes *before the meeting* to **download and set up the application**, and familiarize yourself with its features. Make sure to set up and test the sound features in advance.

Zoom allows meeting participants to see and hear each other, and share a view of files. When you first download the application, you will be able to set up your personal **Profile** to include your display name and photo.

Zoom allows you to control whether or not you display a live camera view (**Video**) of yourself, and the muting/unmuting of your sound (**Microphone**). Controls for these and other capabilities can be found by HOVERING your cursor in the upper right and lower left corners of your screen.

When you join a meeting, turn on your Video to allow people to see you if you choose. **Use the Microphone to unmute yourself** to be heard. Make sure the sound on your device is turned up! Hover your cursor in the lower left of the display to find these controls. **Please MUTE yourself whenever you are not actually speaking** to minimize background noise (pets, TV, ringing phones) which can be very distracting.

You can choose to view either just the current speaker, or all of the participants at once using the **Speaker/Gallery** icon at the top right of the display. If you choose Gallery, you will see all participants and the box of the person speaking will have a highlighted border. Speaker view is a better choice to provide an enlarged view when someone is exhibiting a plant or judging.

Also along the bottom of the display are options for Participants, Chat, etc. Using Participants, you can rename yourself, virtually raise your hand, and turn mute off and on. Opening Chat allows you to communicate in a separate chat screen with everyone or an individual while the meeting progresses.

Please plan to join our upcoming meeting about 5 minutes in advance so that we can start the meeting on time. See you soon!

Barbara



Mr. Gesneriad : I have been growing a *Chrysothemis* 'Black Flamingo' plant for a good part of 2020. It has basically finished blooming but is still a very large plant. Should I just cut off and let re-grow from tuber? Or just let it rest for awhile? Donna

Mr. G: "As long as the C. Black Flamingo is looking healthy I would let it soak up as much light to produce food for the tuber as possible. When the color on the black leaves fade you should chop it down, leaving about an inch stub."

Mr. Gesneriad: Do you know if thrips can live in the soil, say of a resting tuber or in rhizomes that I am planning on harvesting and storing? Maybe a short soak in a clorox solution and drying before storing? And will putting infected plants in a baggie after spraying help isolate it? And look for re-growth?

Mr. G: "The Western Flower Thrips are the bad ones. They need pollen to survive, which is why disbudding is a big part of their treatment. I would not expect nymphs or eggs to survive in a stored tuber's container. They need moisture and food. A bag over the plant after treatment will help isolate for sure."

Raffle Table: just a reminder of fun waiting for us when we can meet again!

At every meeting our members bring items to share on the raffle table. Tickets for the raffle are only 2 for a dollar and everyone who attends the meeting gets one ticket just for showing up. Each person puts their free ticket into the "pot" and everyone gets a chance to select one item from the raffle table. Then the raffle continues by pulling the purchased tickets. Here's what you'll see on the table at a meeting: Gesneriad plants, rhizomes, tubers, cuttings, seeds, magazines, pamphlets, containers, lights, gardening supplies and other plants we love to grow like begonias, orchids and other companion plants. We get a great selection of items for the raffle table from our generous members. Please remember to label your plants and check for pests. Also, it is a good practice to isolate your new plants when you get home before adding them to your collection.

Note from Editor: Hello members. We are all missing our NCAC meetings, especially now in spring when we usually share our cuttings and seedlings prior to summer. Please share pictures of your blooming plants on our Facebook Page. That is a fun way to stay in touch!

President: Barb Stewart
bstew771@verizon.net

Vice-President: Donna Beverin
Donnabeverin@gmail.com

Treasurer: Andy Meier
orchids00001@yahoo.com

Secretary: Janet Carlton

Newsletter Editor: Donna Beverin
Petaltones@gmail.com or
Donnabeverin@gmail.com

Committees:
 Hospitality: Peggy MacDonald
 Publications: Donna Beverin
 Propagation: Barb Stewart/Donna Beverin
 Membership: Peggy MacDonald
 Ways and Means: Brian Connor
 Show Chairman: Bill Schmidt

Directors:
 Kitty Hedgepeth
 Brian Connor
 Ki Imai

NCAC website: www.nationalcapitalgesneriads.org
web@nationalcapitalgesneriads.org

NCAC Facebook page:
<https://www.facebook.com/groups/174442276299173/?ref=bookmarks>

The National Capital Area Chapter of the Gesneriad Society welcomes all interested Gesneriad growers. The most familiar Gesneriad is Saintpaulia, more commonly known as the African Violet.

Dues are \$10 per year

Back issues from previous years available on website. Membership runs the calendar year and can be pro-rated.

The international Gesneriad Society is a not-for-profit corporation dedicated to the study, growing and enjoyment of the gesneriaceae. Membership dues are \$25 /year for individuals and \$26 for a family. Benefits include seed fund of hard-to-find plants, reference materials, yearly convention & cultural webinars.

Membership requests should be sent to Bob Clark, 1122 E Pike Street, PMB 637, Seattle, WA 98122-3916.

Membership includes a subscription to the society journal, Gesneriads. You can subscribe on line also.

<http://www.gesneriadsociety.org/>

Permission to reprint from Petal Tones is granted to other Gesneriad Society editors, provided that credit is given to the author and the publication.

Brazil is not allowing any international packages or letters to be mailed from their country until further notice due to Co-Vid 19. Mauro has our seed order ready but cannot send them yet. Time to see if any of your 'stash' of older seeds are viable! Have fun!