

ÇAĞTEK

FABCOB

2026 PRODUCT CATALOG

VIAN • FABC0B • ÇAĞTEK

ÇAĞTEK development engineering

FABCOB®



Since its foundation, ÇAĞTEK has been creating solutions in elastomer technologies for over 30 years. Our experience and never ending passion for research and development guides us to explore new horizons in terms of quality and customer services.

ÇAĞTEK supplies the market under the trade mark FABCOB with massly produced industrial accessories and develops tailor-made solutions based on customer requirements. ÇAĞTEK Family's main focus has always been exceptional quality with on-time customer services, while maintaining competitive prices.

We produce high quality products such as:

- Multi size flexible pipe plug
- Multi size flexible pipe test plug
- Multi size pipe test plug with metal core
- Multi size conical shrinking pipe plug
- Multi size conical shrinking pipe test plug
- Mechanical pipe plug
- Pipe rehabilitation packer
- Inflatable Lifting Bag
- Duckbill Check Valve
- Roll Covering



Besides our standard wide product range, custom-made products are available for special requests.

1 PIPE PLUGS AND PIPE TEST PLUGS






CONICAL AND ROUND SHRINKING PIPE PLUGS AND PIPE TEST PLUGS 2




3 SINGLE SIZE MECHANICAL PIPE PLUGS AND PIPE TEST PLUGS




MULTI SIZE PIPE REHABILITATION PACKERS 4



5 LIFTING BAGS




DUCKBILL CHECK VALVES 6




CONTENTS

ABOUT US 1
CATALOGUE PLAN 3
CONTENTS 4-6
USAGE AREAS 7-24
1 PIPE PLUGS AND PIPE TEST PLUGS 25-52
MULTI SIZE PIPE PLUGS
AB 1,5 BAR 25-26
KAB 2,5 BAR 27-28
MULTI SIZE PIPE TEST PLUGS
APB 1,5 BAR 29-30
KAPB 2,5 BAR 31-32
MULTI SIZE HIGH PRESSURE PIPE PLUGS
HPAB 12 BAR/6 BAR 33
MULTI SIZE FLEXIBLE HIGH PRESSURE TEST PLUGS 6 & 12 BAR
HPAPB 12 BAR/6 BAR 34
PROTECTIVE SLEEVE FOR PIPE PLUG
SAB 35
MULTI SIZE PIPE PLUGS WITH BYPASS & METAL CORE
APBG 36
MULTI SIZE PIPE PLUGS WITH LARGE BYPASS & METAL CORE
BPBG 37
MULTI SIZE SHORT PIPE PLUG
ABS 38
MULTI SIZE SHORT PIPE TEST PLUG
APBS 39
SMALL PIPE PLUG
ABE 40
SMALL PIPE TEST PLUGS WITH BYPASS
APBE 41
MULTI SIZE EGG SHAPE PIPE PLUG
OAB 42
MULTI SIZE EGG SHAPE PIPE TEST PLUG
OAPB 43
MULTI SIZE EGG SHAPE PILLOW PIPE TEST PLUGS
OPPB 44
MULTI SIZE CONICAL HEAD PIPE PLUGS
CAB 45
SINGLE SIZE PIPE TEST PLUG WITH METAL CORE
PAP 46
MULTI SIZE MANHOLE TEST PLUG WITH METAL CORE
SPK 47
MULTI SIZE MANHOLE TEST PLUG
MTS 48-49
PIPE JOINT TESTER 50-51
JT 1,5 BAR TEST PRESSURE 52
MJT 5 BAR TEST PRESSURE 53
JTP JOINT TESTER PIPE PLUG 54



CONTENTS

CONICAL AND ROUND SHRINKING PIPE PLUGS AND PIPE TEST PLUGS 55-59

2

MULTI SIZE CONICAL PIPE PLUG CSP 55
MULTI SIZE CONICAL PIPE TEST PLUG CSTP 56
HIGH PRESSURE MULTI SIZE CONICAL PIPE PLUG HPCSP 57
HIGH PRESSURE MULTI SIZE CONICAL PIPE TEST PLUG HPCSTP 58
ROUND SHRINKING PIPE PLUG RSP 59

SINGLE SIZE MECHANICAL PIPE PLUGS AND PIPE TEST PLUGS 60-70

3

SINGLE SIZE MECHANICICAL PIPE PLUG SM 60
SINGLE SIZE MECHANICICAL PIPE TEST PLUG SMB 61
SINGLE SIZE DOUBLE SEAL MECHANICAL PIPE PLUG DM 62
SINGLE SIZE DOUBLE SEAL MECHANICAL PIPE TEST PLUG DMB 63
ALUMINUM SINGLE SIZE MECHANICAL PIPE PLUG WITH SINGLE SEAL ASM 64
ALUMINUM SINGLE SIZE MECHANICAL PIPE TEST PLUG WITH SINGLE SEAL ASMB 65
SINGLE SIZE ALUMINUM DOUBLE SEAL PLUG ADM 66
SINGLE SIZE ALUMINUM DOUBLE SEAL TEST PLUG ADMB
ALU MECHANICAL SINGLE SIZE PIPE PLUG WITH HIGH TEST PRESSURE AHPB1 67 68
ALU MECHANICAL SINGLE SIZE PIPE PLUG WITH HIGH TEST PRESSURE WITH SIDEBOLT AHPB2 69
ZINC PLATED STEEL TEST PLUG ZPSTP 70

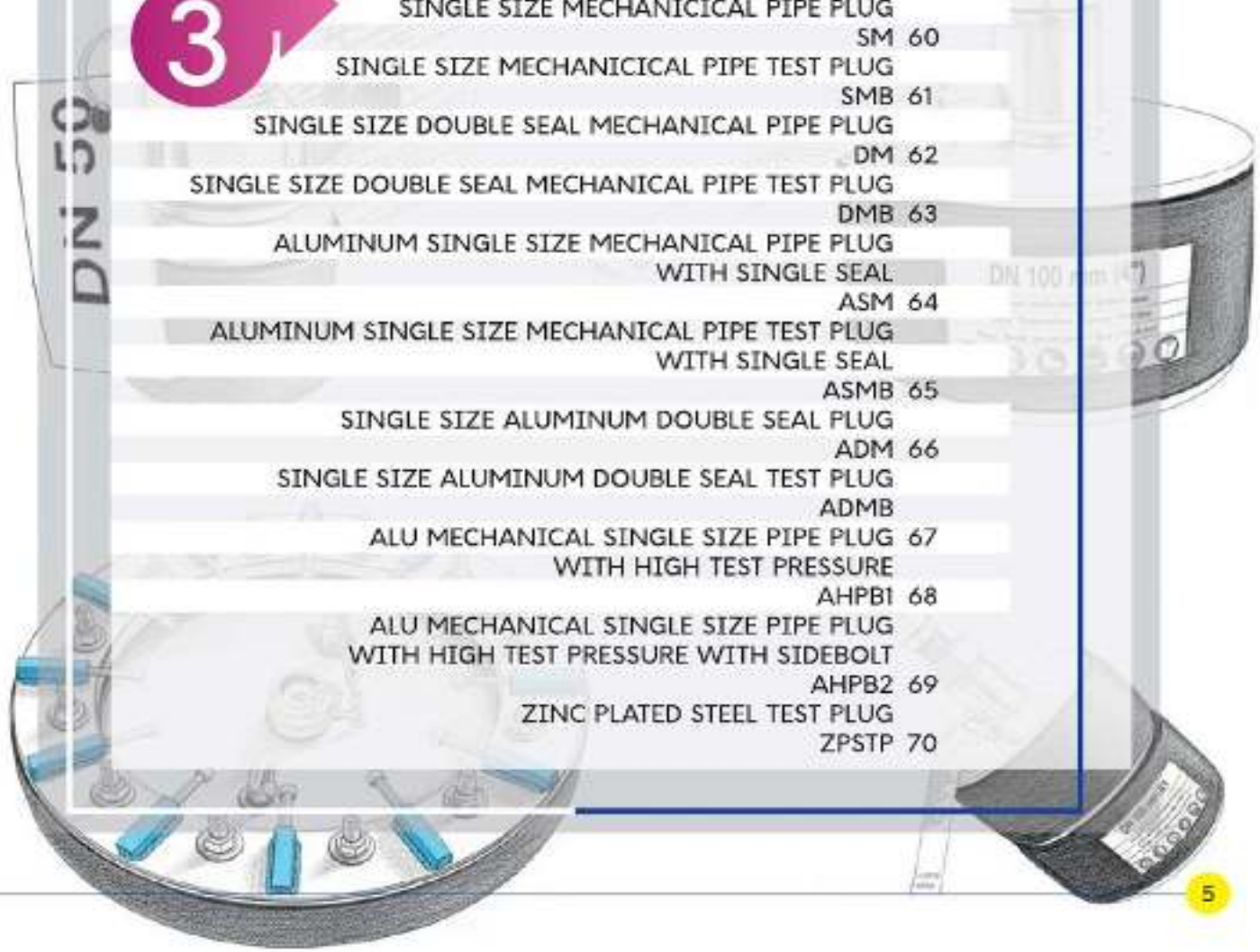

CONTENTS

4 MULTI SIZE PIPE REHABILITATION PACKERS 71-80

MULTI SIZE LATERAL PACKER LP 71
MULTI SIZE FLEXIBLE PACKER WITH BYPASS AND WHEELS FRP 72
MULTI SIZE BENDY PACKER BP 73
CONICAL MULTI SIZE EXTENDED RANGE PACKER KLP 74
CONICAL MULTI SIZE EXTENDED RANGE BENDY PACKER KBP 75
CORNER PACKER KP 76
TOP HAT PACKER WITH BYPASS AND WHEELS HTPF 77
TOP HAT RUBBER BLADDER HAT 78
PILLOW PACKER PP 79
PILLOW PACKER WITH FLOWTHROUGH PPFT 80

LIFTING BAGS 81-90

5
LB LIFTING BAG 8 BAR 81
LB LIFTING BAG 12 BAR 82
HPLB HIGH PRESSURE LIFTING BAG 15 BAR 83
FLB FLAT TYPE LIFTING BAG 8 BAR 84
FLB FLAT TYPE LIFTING BAG 12 BAR 85
HL CONNECTABLE HEAVY LIFTER 12 BAR 86
RHL CONNECTABLE HEAVY LIFTER 12 BAR 87
RHL CONNECTABLE HEAVY LIFTER 15 BAR 88
HAKY PNEUMATIC VEHICLE LIFTING BAG 89
LB LEAK SEALING BAG 90

CONTENTS

6 DUCKBILL CHECK VALVES 91-94

KDBV CLAMPED DUCKBILL CHECK VALVE 91

KDBVC CLAMPED CURVED DUCKBILL CHECK VALVE 92

FDBV FLANGED DUCKBILL CHECK VALVE 93

FBVC FLANGED CURVED DUCKBILL CHECK VALVE 94

7 ACCESSORIES 95-100

CUSTOMER SPECIAL PRODUCTS 101-102



FABCOB®

development & engineering

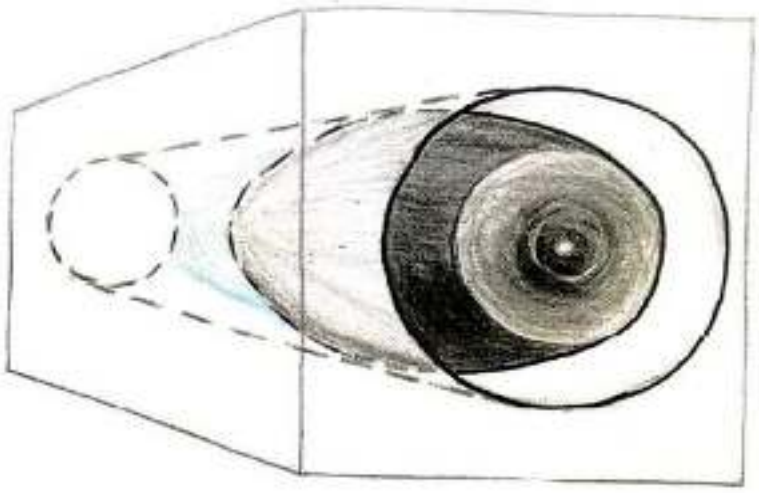

Temporarily Choking of Pipelines

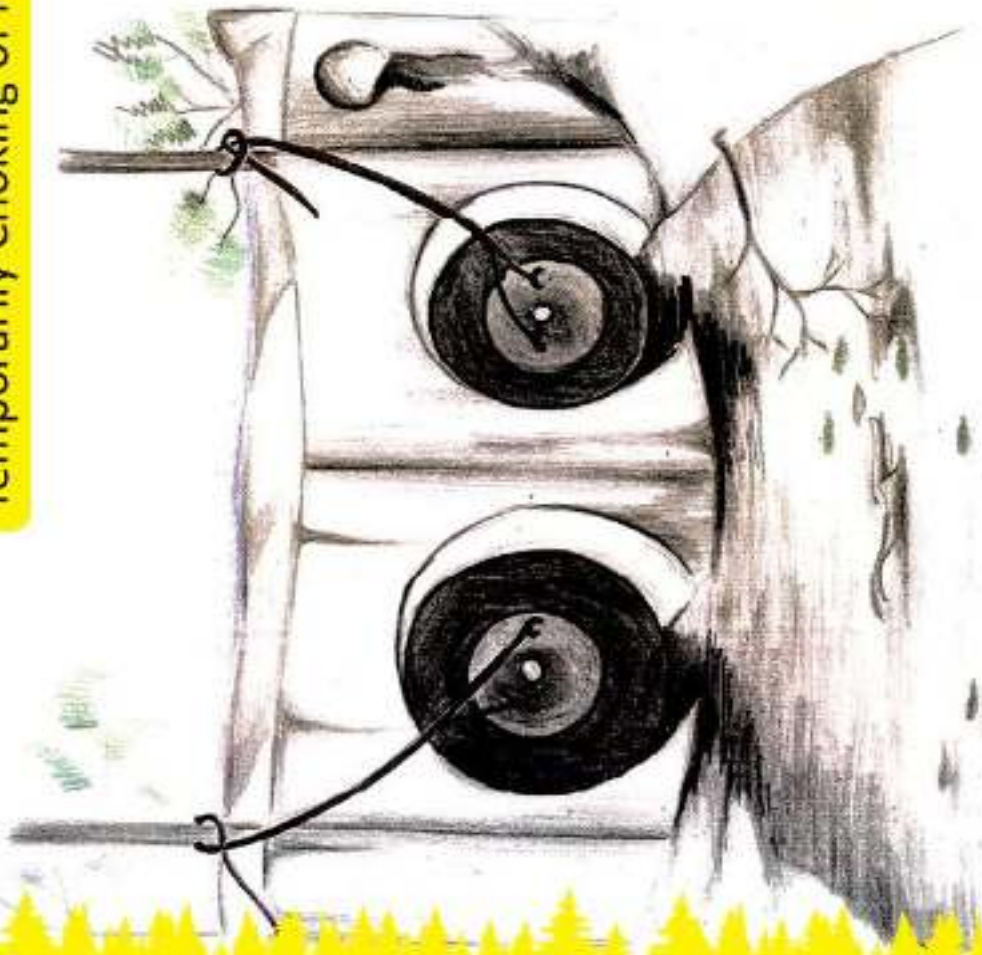

FABCOB®

development & engineering

Creating Waste Pool While Cleaning The Channel

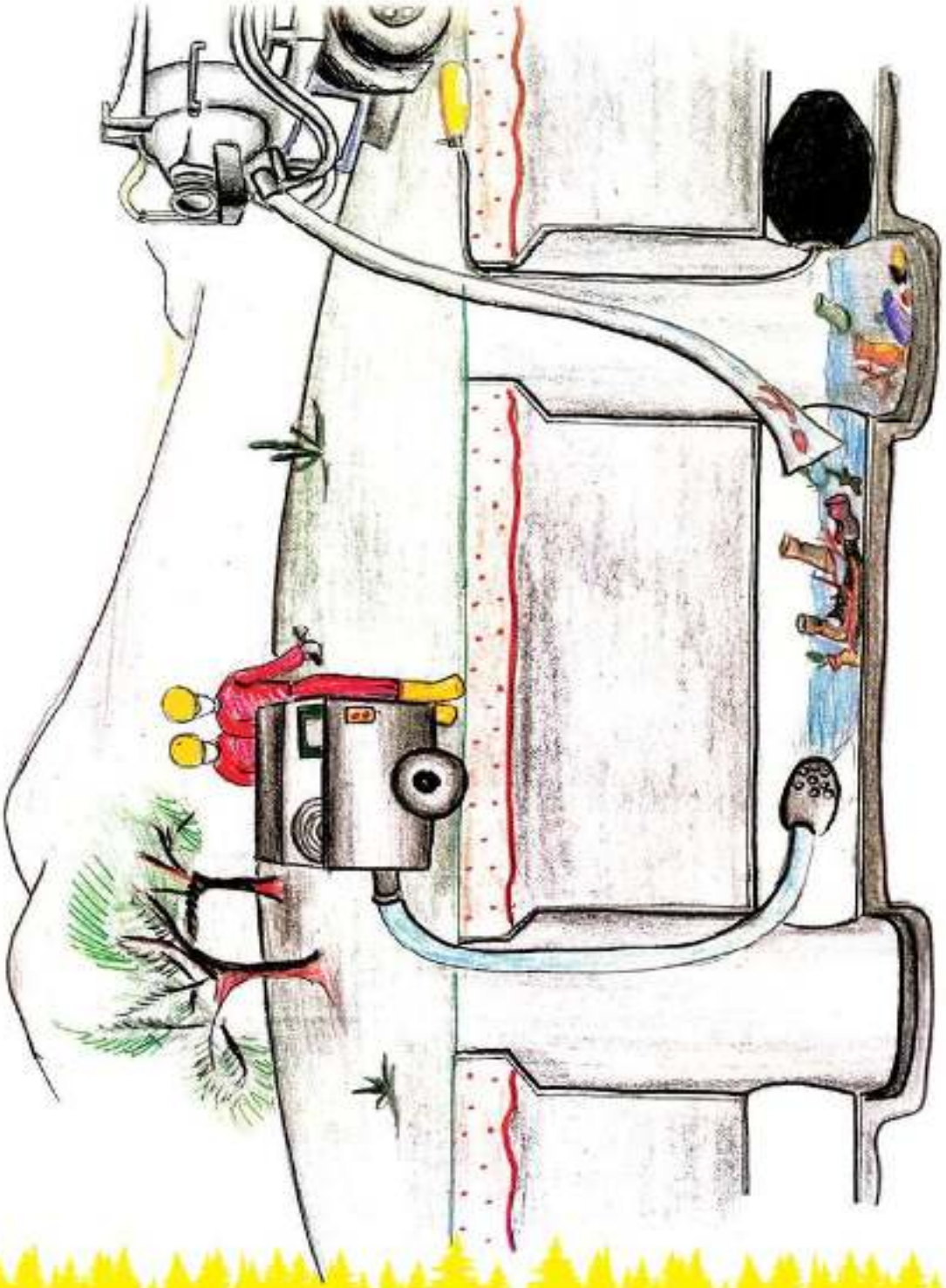

FABCOB®

development & engineering

Testing Between Two Manholes By Water in Sewerage System Line EN 1610:2015

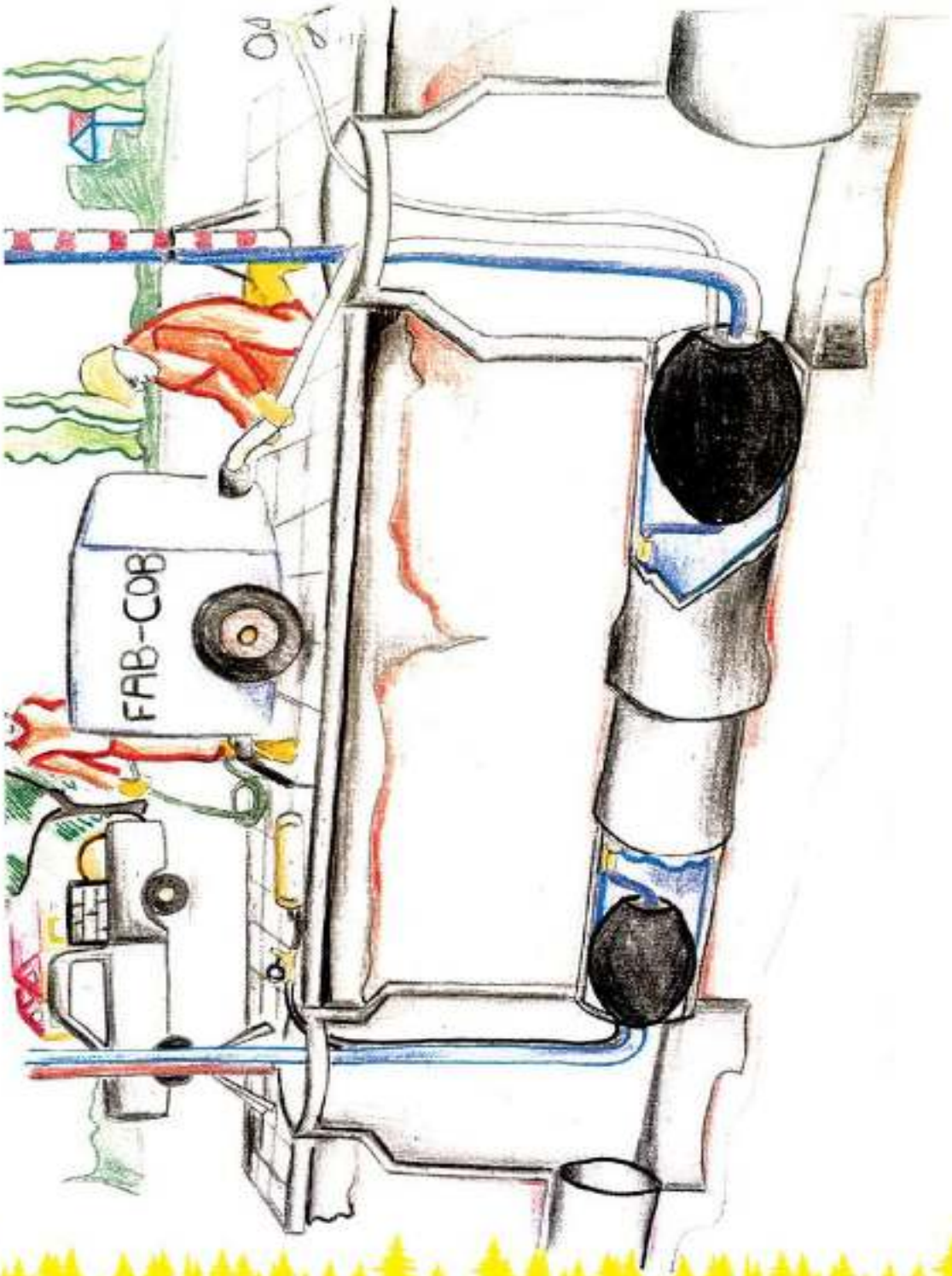

Testing Between Two Manholes By Air in Sewerage System Line EN 1610:2015

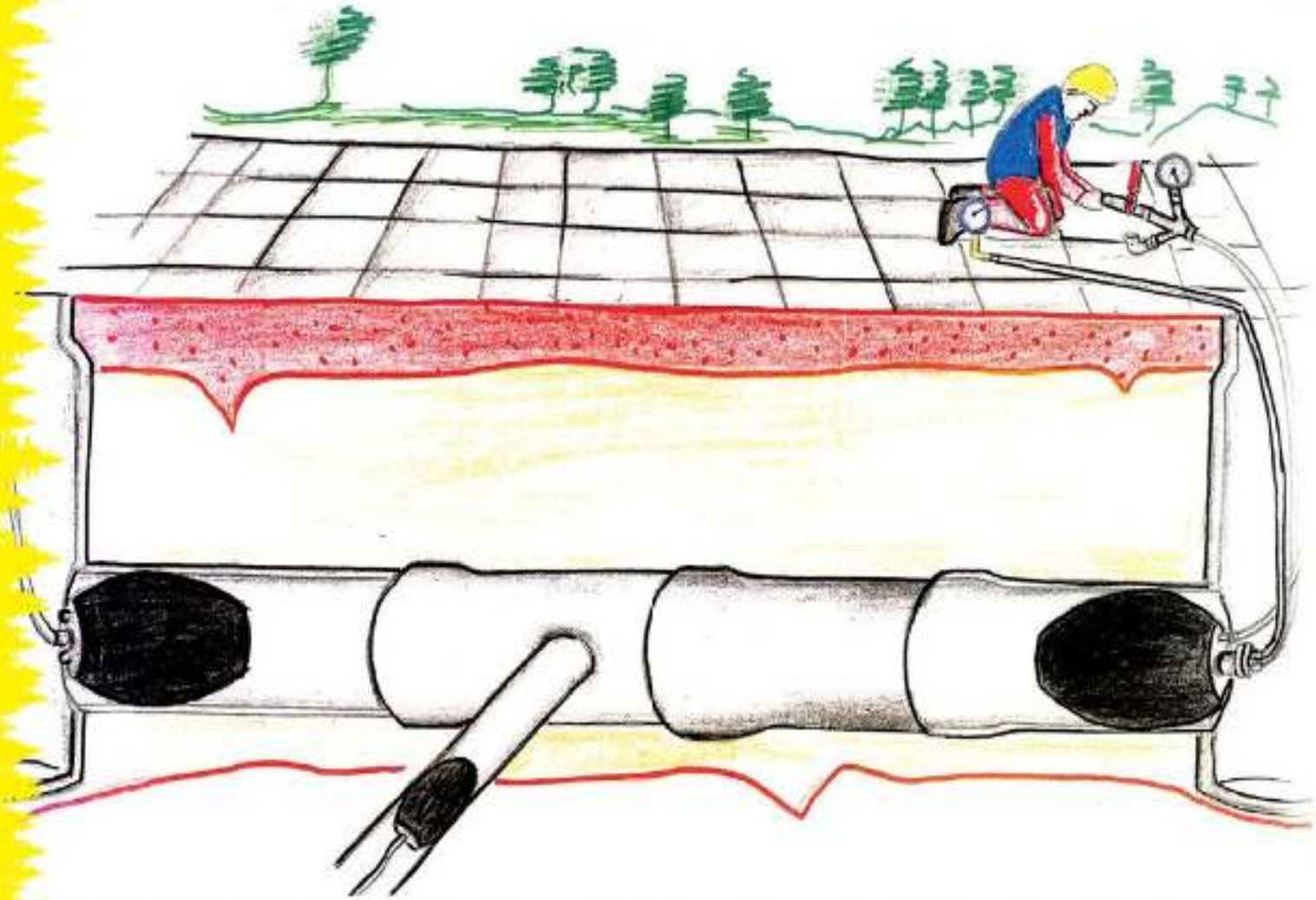

Precautions must be taken in order for the plugs not to shift during testing or use

FABCOB®

development & engineering

Testing Between Two Manholes By Water with Air and/or Water EN 1610:2015



Precautions must be taken in order for the plugs not to shift during testing or use

FABCOB®

development & engineering

VIZAN
ÇAĞTEK
FABCOB

Testing Between Two Manholes By Water with Two By-pass Plugs EN 1610:2015



Precautions must be taken in order for the plugs not to shift during testing or use

FABCOB®

development & engineering

FABCOB®

development & engineering

Testing Between Two Manholes By Water without Pressure

Precautions must be taken in order for the plugs not to shift during testing or use

Testing Manhole by Air EN 1610:2015

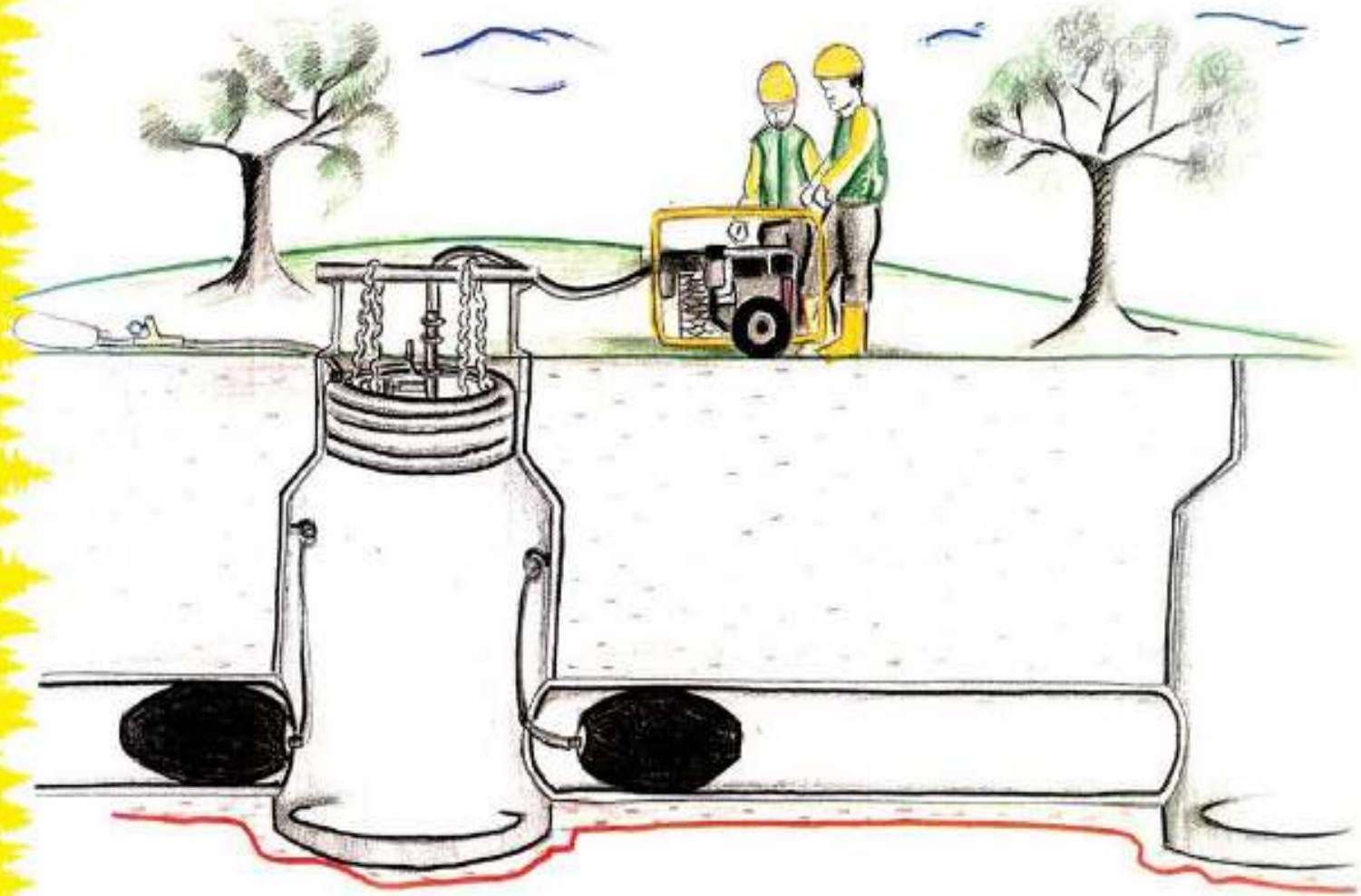

Precautions must be taken in order for the plugs not to shift during testing or use

FABCOB®

development & engineering

FABCOB®

development & engineering

Testing The Muff by Air in Sewerage System Line EN1610:2015

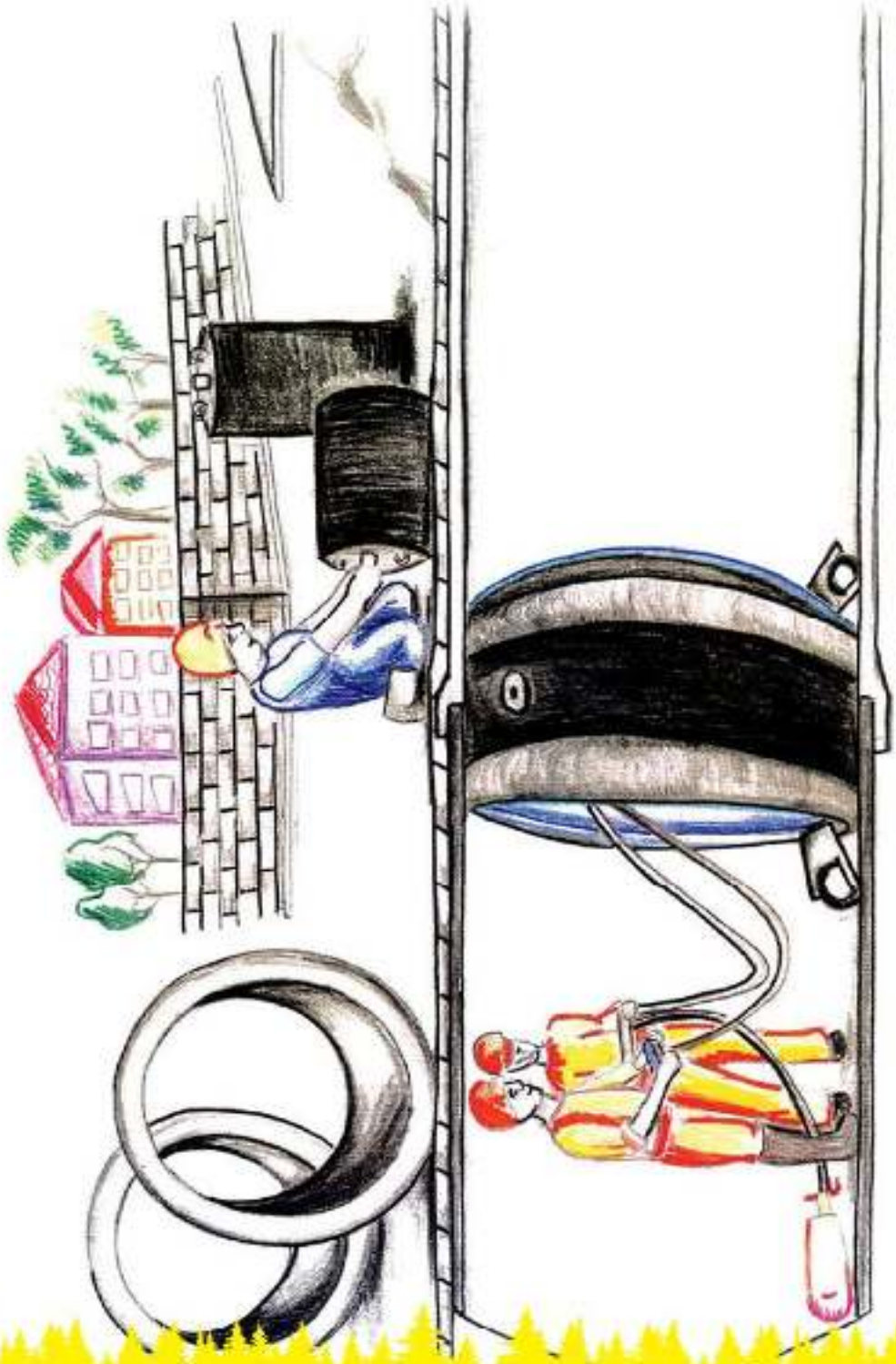

FABCOB®

development & engineering

Testing The Domestic Pipeline up to The Main Sewerage System by Air or Water EN1610:2015

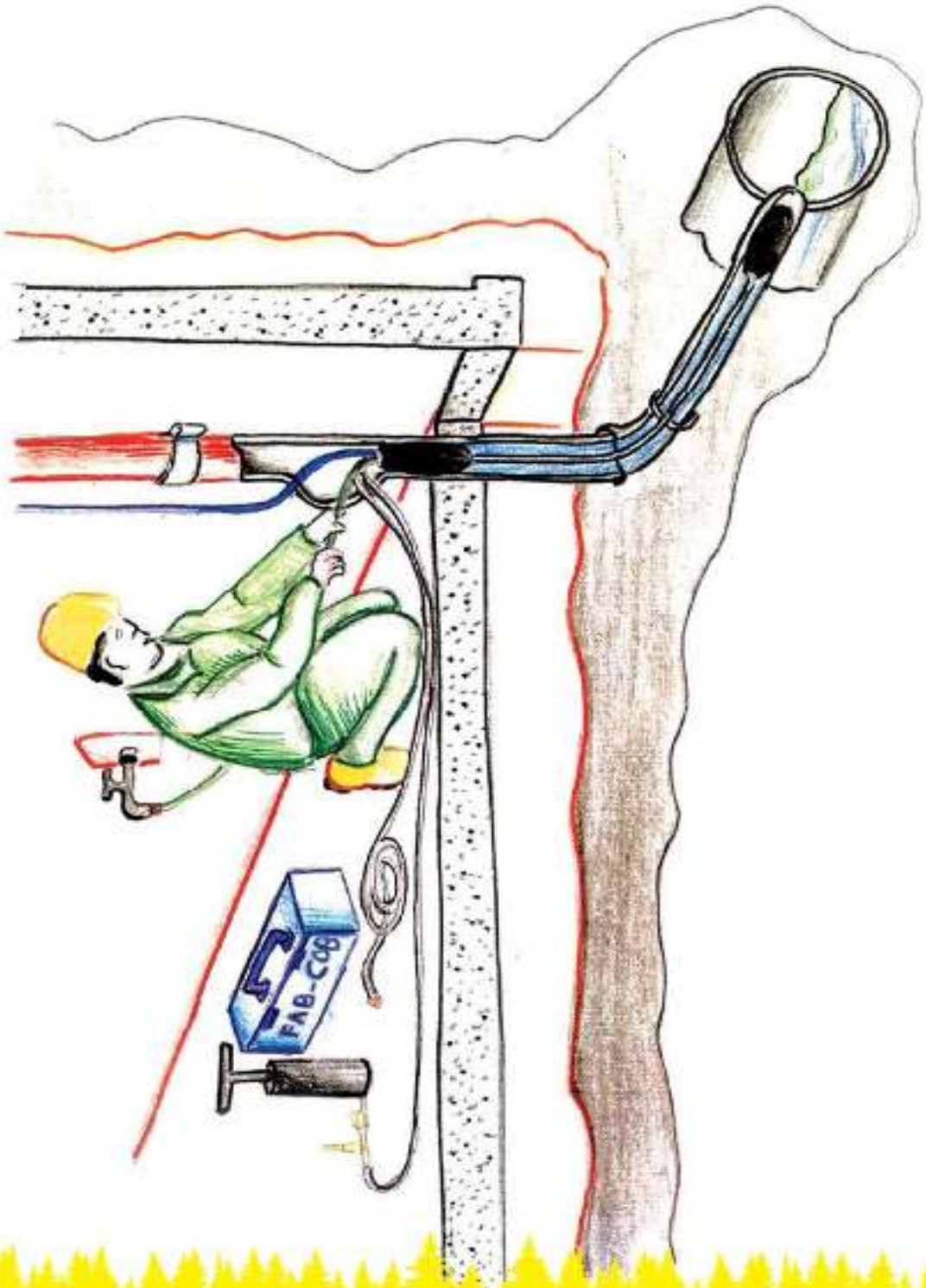

FABCOB®

development & engineering

Making By-Pass in The Sewerage System During Repair

Precautions must be taken in order for the plugs not to shift during testing or use

FABCOB®

development & engineering

Repair of Cracked Points in The Sewerage System by Packer



FABCOB®

development & engineering

Overturning The Marble Blocks by Lifting Bags

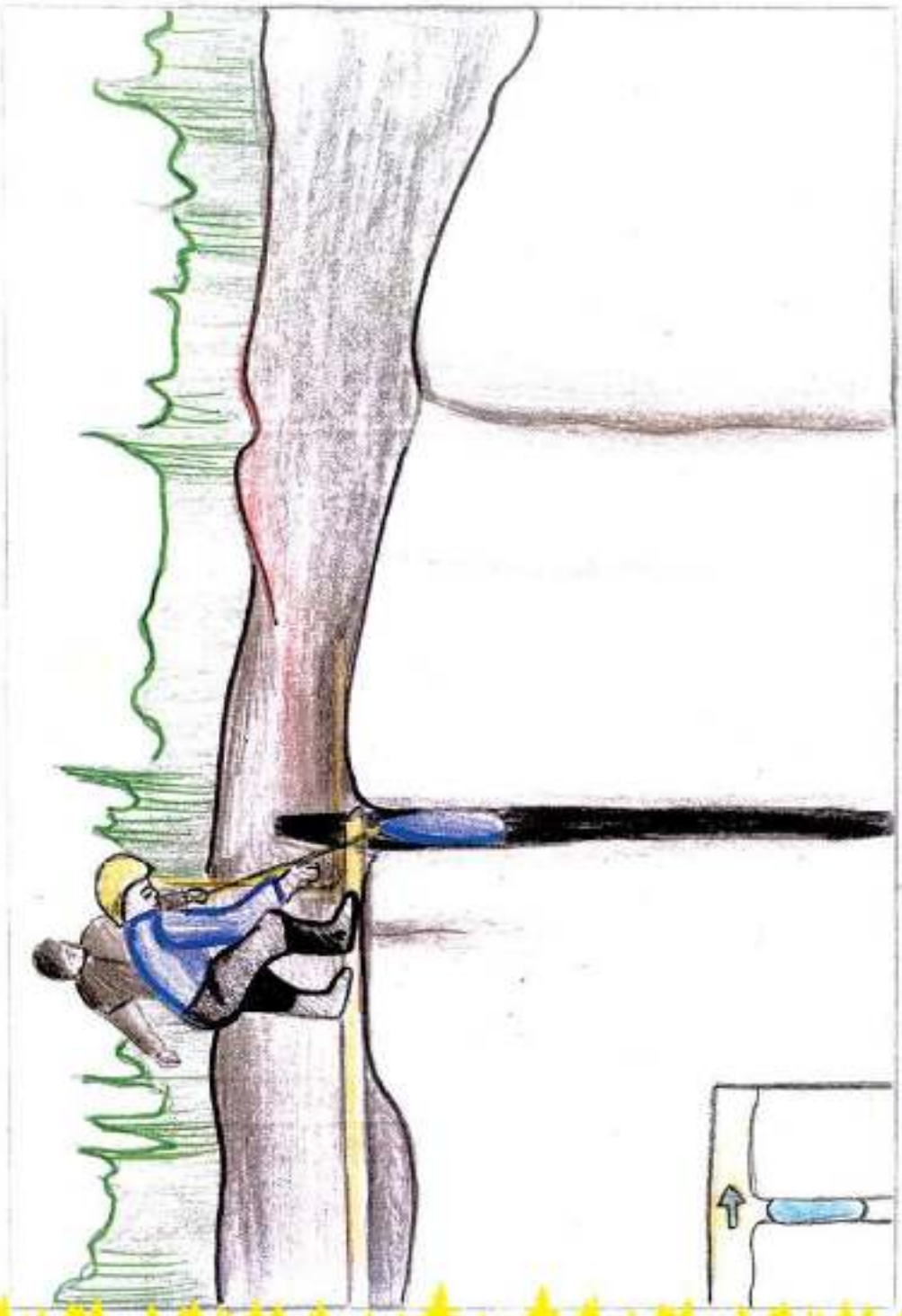

FABCOB®

development & engineering

Lifting The Blocks by Lifting Bags



FABCOB®

development & engineering

Shifting The Train off The Rails by Lifting Bag

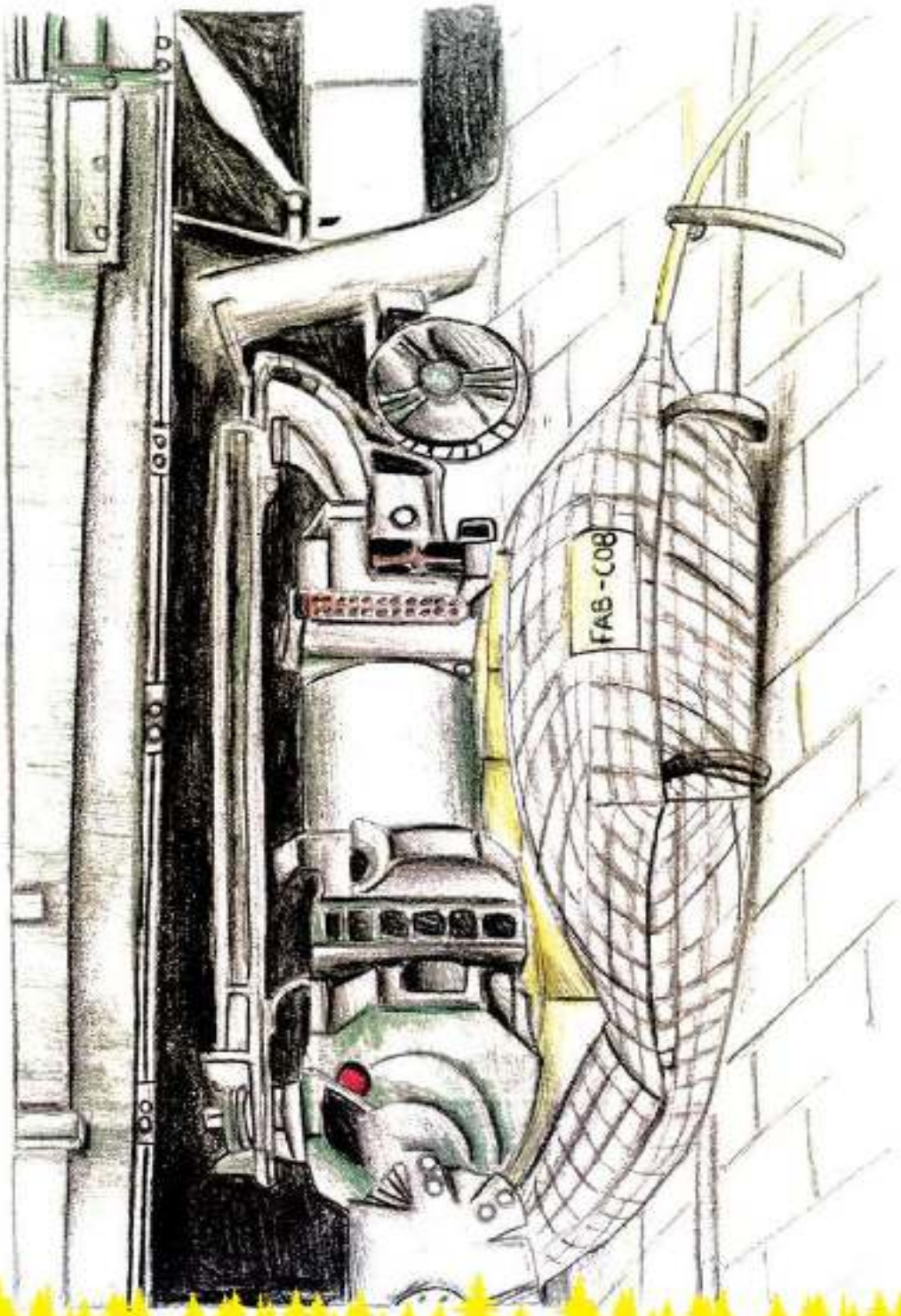

FABCOB®

development & engineering

Lifting Bag Operation as a Pneumatic Piston



FABCOB®

development & engineering

Issues to Take into Consideration While Using Pipe Plug

FABCOB® PIPE PLUGS

development & engineering





MULTI SIZE PIPE PLUGS 1,5 BAR

Part Number	Nominal Size	Min.Pipe Ø Diameter (mm)	Max.Pipe Ø Diameter (mm)	Working Pressure (bar)	Back Pressure (bar)	Product Ø Diameter (mm)	Product Length (mm)	Product Weight (kg)
AB50100	50-100	50	100	1,5	0,5	45	280	0,4
AB70150	70-150	70	150	1,5	0,5	65	320	0,6
AB100200	100-200	100	200	1,5	0,5	85	500	1
AB150300	150-300	150	300	1,5	0,5	135	500	2,2
AB200400	200-400	200	400	1,5	0,5	182	600	3,4
AB200500	200-500	200	500	1,5	0,5	182	750	4,2
AB300600	300-600	300	600	1,5	0,5	280	800	7,2
AB375750	375-750	375	750	1,5	0,5	355	1000	13,7
AB400800	400-800	400	800	1,5	0,5	355	1000	13,7
AB500800	500-800	500	800	1,5	0,5	480	1050	24,9
AB5001000	500-1000	500	1000	1,5	0,5	480	1050	24,9
AB5001200	500-1200	500	1200	1,5	0,5	480	1400	33,2
AB5001400	500-1400	500	1400	1,5	0,5	480	1900	45
AB6001200	600-1200	600	1200	1,5	0,5	580	1250	36,3
AB6001600	600-1600	600	1600	1,5	0,5	580	1900	48,5
AB8001200	800-1200	800	1200	1,5	0,5	780	1600	55
AB8001600	800-1600	800	1600	1,5	0,5	780	2000	69
AB8002000	800-2000	800	2000	1,5	0,5	780	2400	83
AB8002200	800-2200	800	2200	1,5	0,5	780	3200	110
AB12002400	1200-2400	1200	2400	1,5	0,5	1180	3000	156
AB12002800	1200-2800	1200	2800	1,5	0,5	1180	4000	208
AB18003600	1800-3600	1800	3600	1,5	0,5	1780	4000	314
AB18004200	1800-4200	1800	4200	1,5	0,5	1780	6000	470

FABCOB® PIPE PLUGS

development & engineering

PIPE PLUG BACK PRESSURE IN DRY STEEL PIPE / Working Pressure : 1,5 bar

Pipe dia. / Product	50	70	100	150	200	250	300	350	400	500	600	700	800	900	1000	1100	1200
AB50100	1,2	1	0,5														
AB70150		1	0,8	0,5													
AB100200			1,2	0,8	0,5												
AB150300				1,2	1	0,7	0,5										
AB200400					1,2	1	0,8	0,7	0,5								
AB200500					1,2	1,1	1	0,9	0,8	0,5							
AB300600							1,2	1,1	0,9	0,7	0,5						
AB375750									0,9	0,8	0,7	0,6					
AB400800									1	0,8	0,7	0,6	0,5				
AB500800										1,2	0,9	0,7	0,5				
AB5001000										1,2	1	0,8	0,7	0,6	0,5		
AB5001200										1,2	1,1	1	0,9	0,8	0,7	0,6	0,5

Pipe dia. / Product	500	600	700	800	900	1000	1200	1400	1600	1800	2000	2200	2500	3000	3500	4000	4200
AB5001400	1,3	1,2	1,15	1,1	1	0,9	0,7	0,5									
AB6001200		1,2	1	0,9	0,8	0,7	0,5										
AB6001600		1,3	1,25	1,2	1,15	1,1	0,9	0,7	0,5								
AB8001200				1,2	0,9	0,7	0,5										
AB8001600				1,3	1,2	1,1	0,9	0,7	0,5								
AB8002000				1,2	1,1	1	0,9	0,8	0,7	0,6	0,5						
AB8002200				1,2	1,15	1,1	1	0,9	0,8	0,7	0,6	0,5					
AB12002400							1,2	1	0,9	0,8	0,7	0,6					
AB12002800							0,95	0,9	0,85	0,8	0,75	0,7	0,6				
AB18003600										0,95	0,9	0,85	0,75	0,65	0,5		
AB18004200										1,15	1,1	1,05	0,95	0,85	0,7	0,6	0,5

FABCOB® PIPE PLUGS

development & engineering





MULTI SIZE PIPE PLUGS 2,5 BAR

Part Number	Nominal Size	Min.Pipe Ø Diameter (mm)	Max.Pipe Ø Diameter (mm)	Working Pressure (bar)	Back Pressure (bar)	Product Ø Diameter (mm)	Product Length (mm)	Product Weight (kg)
KAB3570	35-70	35	70	2,5	1	32	200	0,2
KAB50100	50-100	50	100	2,5	1	45	280	0,4
KAB70150	70-150	70	150	2,5	1	65	320	0,6
KAB100200	100-200	100	200	2,5	1	85	500	1
KAB150300	150-300	150	300	2,5	1	135	500	2,2
KAB200400	200-400	200	400	2,5	1	182	600	3,4
KAB200500	200-500	200	500	2,5	1	182	750	4,2
KAB300600	300-600	300	600	2,5	1	280	800	8,1
KAB375750	375-750	375	750	2,5	1	355	1000	13,7
KAB400800	400-800	400	800	2,5	1	355	1000	13,7
KAB500800	500-800	500	800	2,5	1	480	1050	24,9
KAB5001000	500-1000	500	1000	2,5	1	480	1050	24,9
KAB5001200	500-1200	500	1200	2,5	1	480	1400	33,2
KAB5001400	500-1400	500	1400	2,5	1	480	1900	52,5
KAB6001200	600-1200	600	1200	2,5	1	580	1250	36,3
KAB6001600	600-1600	600	1600	2,5	1	580	1900	48,5
KAB8001200	800-1200	800	1200	2,5	1	780	1600	55
KAB8001600	800-1600	800	1600	2,5	1	780	2000	69
KAB8002000	800-2000	800	2000	2,5	1	780	2400	98
KAB8002200	800-2200	800	2200	2,5	1	780	3200	129
KAB12002400	1200-2400	1200	2400	2,5	1	1180	3000	190
KAB12002800	1200-2800	1200	2800	2,5	1	1180	4000	248
KAB18003600	1800-3600	1800	3600	2,5	1	1780	4000	330
KAB18004200	1800-4200	1800	4200	2,5	1	1780	6000	500

FABCOB® PIPE PLUGS

development & engineering

PIPE PLUG BACK PRESSURE IN DRY STEEL PIPE / Working Pressure : 2,5 bar

Pipe dia. / Product	50	70	100	150	200	250	300	350	400	500	600	700	800	900	1000	1100	1200
KAB50100	2	1,5	1														
KAB70150		2	1,5	1													
KAB100200			2	1,5	1												
KAB150300				2	1,7	1,4	1										
KAB200400					2	1,75	1,5	1,25	1								
KAB200500					2	1,8	1,6	1,45	1,3	1							
KAB300600							2	1,8	1,6	1,4	1						
KAB375750									1,9	1,8	1,5	1,2					
KAB400800									2	1,8	1,5	1,2	1				
KAB500800										2	1,6	1,3	1				
KAB5001000										2	1,8	1,6	1,4	1,2	1		
KAB5001200										2	1,8	1,6	1,4	1,3	1,2	1,1	1

Pipe dia. / Product	500	600	700	800	900	1000	1200	1400	1600	1800	2000	2200	2500	3000	3500	4000	4200
KAB5001400	2,1	1,9	1,7	1,6	1,5	1,4	1,2	1									
KAB6001200		2	1,7	1,5	1,4	1,3	1										
KAB6001600		2	1,9	1,8	1,7	1,6	1,4	1,2	1								
KAB8001200				1,5	1,4	1,3	1										
KAB8001600				2	1,8	1,7	1,5	1,3	1								
KAB8002000				2,1	1,8	1,7	1,5	1,3	1,2	1,1	1						
KAB8002200				2,2	2	1,8	1,7	1,5	1,3	1,2	1,1	1					
KAB12002400							1,7	1,5	1,4	1,3	1,2	1,1					
KAB12002800							1,45	1,4	1,35	1,3	1,25	1,2	1,1				
KAB18003500										1,45	1,4	1,35	1,25	1,15	1		
KAB18004200										1,65	1,6	1,55	1,45	1,35	1,2	1,1	1

FABCOB® PIPE PLUGS

development & engineering





MULTI SIZE FLEXIBLE PIPE TEST PLUGS 1,5 BAR

Part Number	Nominal Size	Min.Pipe Diameter Ø (mm)	Max.Pipe Diameter Ø (mm)	Working Pressure (bar)	Back Pressure (bar)	Product Diameter Ø (mm)	Product Length (mm)	Bypass Diameter Ø (inch)	Product Weight (kg)
APB3570	35-70	35	70	1,5	0,5	32	200	M6	0,4
APB501001	50-100	50	100	1,5	0,5	45	280	1/4"	0,9
APB501002	50-100	50	100	1,5	0,5	45	280	2 x 1/8"	1,2
APB701501	70-150	70	150	1,5	0,5	65	320	1/2"	1,4
APB701502	70-150	70	150	1,5	0,5	65	320	2 x 1/4"	1,6
APB1002001	100-200	100	200	1,5	0,5	85	500	1"	2,1
APB1002002	100-200	100	200	1,5	0,5	85	500	2 x 1/2"	2,3
APB1503001	150-300	150	300	1,5	0,5	135	500	2"	7,2
APB1503002	150-300	150	300	1,5	0,5	135	500	1" + 1/2"	7,5
APB2004001	200-400	200	400	1,5	0,5	182	600	2"	8,3
APB2004002	200-400	200	400	1,5	0,5	182	600	2 x 1"	8,6
APB2005001	200-500	200	500	1,5	0,5	182	750	2"	9,6
APB2005002	200-500	200	500	1,5	0,5	182	750	2 x 1"	10
APB3006001	300-600	300	600	1,5	0,5	280	800	2"	16
APB3006002	300-600	300	600	1,5	0,5	280	800	2 x 2"	17
APB3757501	375-750	375	750	1,5	0,5	355	1000	2"	28
APB3757502	375-750	375	750	1,5	0,5	355	1000	2 x 2"	31

FABCOB® PIPE PLUGS

development & engineering

Part Number	Nominal Size	Min.Pipe Diameter Ø (mm)	Max.Pipe Diameter Ø (mm)	Working Pressure (bar)	Back Pressure (bar)	Product Diameter Ø (mm)	Product Length (mm)	Bypass Diameter Ø (inch)	Product Weight (kg)
APB4008001	400-800	400	800	1,5	0,5	355	1000	2"	32
APB4008002	400-800	400	800	1,5	0,5	355	1000	2 x 2"	35
APB5008001	500-800	500	800	1,5	0,5	480	1050	2"	38
APB5008002	500-800	500	800	1,5	0,5	480	1050	2 x 2"	42
APB5010001	500-1000	500	1000	1,5	0,5	480	1050	2"	38
APB5010002	500-1000	500	1000	1,5	0,5	480	1050	2 x 2"	42
APB5012001	500-1200	500	1200	1,5	0,5	480	1400	2"	49
APB5012002	500-1200	500	1200	1,5	0,5	480	1400	2 x 2"	54
APB5014001	500-1400	500	1400	1,5	0,5	480	1900	2"	60
APB5014002	500-1400	500	1400	1,5	0,5	480	1900	2 x 2"	65
APB6012001	600-1200	600	1200	1,5	0,5	580	1250	2"	65
APB6012002	600-1200	600	1200	1,5	0,5	580	1250	2 x 2"	70
APB6016001	600-1600	600	1600	1,5	0,5	580	1900	2"	95
APB6016002	600-1600	600	1600	1,5	0,5	580	1900	2 x 2"	106
APB8012001	800-1200	800	1200	1,5	0,5	780	1600	2"	112
APB8012002	800-1200	800	1200	1,5	0,5	780	1600	2 x 2"	120
APB8016001	800-1600	800	1600	1,5	0,5	780	2000	2"	140
APB8016002	800-1600	800	1600	1,5	0,5	780	2000	2 x 2"	150
APB8020001	800-2000	800	2000	1,5	0,5	780	2400	2"	168
APB8020002	800-2000	800	2000	1,5	0,5	780	2400	2 x 2"	180
APB8022001	800-2200	800	2200	1,5	0,5	780	3200	2"	224
APB8022002	800-2200	800	2200	1,5	0,5	780	3200	2 x 2"	234
APB12024001	1200-2400	1200	2400	1,5	0,5	1180	3000	2"	315
APB12024002	1200-2400	1200	2400	1,5	0,5	1180	3000	2 x 2"	340
APB12028001	1200-2800	1200	2800	1,5	0,5	1180	4000	2"	420
APB12028002	1200-2800	1200	2800	1,5	0,5	1180	4000	2 x 2"	450
APB18036001	1800-3600	1800	3600	1,5	0,5	1780	4000	2"	630
APB18036002	1800-3600	1800	3600	1,5	0,5	1780	4000	2 x 2"	680
APB18042001	1800-4200	1800	4200	1,5	0,5	1780	6000	2"	945
APB18042002	1800-4200	1800	4200	1,5	0,5	1780	6000	2 x 2"	990

FABCOB® PIPE PLUGS

development & engineering





MULTI SIZE FLEXIBLE PIPE TEST PLUGS 2,5 BAR

Part Number	Nominal Size	Min.Pipe Diameter ø (mm)	Max.Pipe Diameter ø (mm)	Working Pressure (bar)	Back Pressure (bar)	Product Diameter ø (mm)	Product Length (mm)	Bypass Diameter ø (inch)	Product Weight (kg)
KAPB3570	35-70	35	70	2,5	1	32	200	M5	0,4
KAPB501001	50-100	50	100	2,5	1	45	280	1/4"	0,9
KAPB501002	50-100	50	100	2,5	1	45	280	2 x 1/8"	1,2
KAPB701501	70-150	70	150	2,5	1	65	320	1/2"	1,4
KAPB701502	70-150	70	150	2,5	1	65	320	2 x 1/4"	1,6
KAPB1002001	100-200	100	200	2,5	1	85	500	1"	2,1
KAPB1002002	100-200	100	200	2,5	1	85	500	2 x 1/2"	2,3
KAPB1503001	150-300	150	300	2,5	1	135	500	2"	7,2
KAPB1503002	150-300	150	300	2,5	1	135	500	1" + 1/2"	7,5
KAPB2004001	200-400	200	400	2,5	1	182	600	2"	8,3
KAPB2004002	200-400	200	400	2,5	1	182	600	2 x 1"	8,6
KAPB2005001	200-500	200	500	2,5	1	182	750	2"	9,6
KAPB2005002	200-500	200	500	2,5	1	182	750	2 x 1"	10
KAPB3006001	300-600	300	600	2,5	1	280	800	2"	19
KAPB3006002	300-600	300	600	2,5	1	280	800	2 x 2"	20
KAPB3757501	375-750	375	750	2,5	1	355	1000	2"	32
KAPB3757502	375-750	375	750	2,5	1	355	1000	2 x 2"	35

FABCOB® PIPE PLUGS

development & engineering

Part Number	Nominal Size	Min.Pipe Diameter Ø (mm)	Max.Pipe Diameter Ø (mm)	Working Pressure (bar)	Back Pressure (bar)	Product Diameter Ø (mm)	Product Length (mm)	Bypass Diameter Ø (inch)	Product Weight (kg)
KAPB4008001	400-800	400	800	2,5	1	355	1000	2"	32
KAPB4008002	400-800	400	800	2,5	1	355	1000	2 x 2"	35
KAPB5008001	500-800	500	800	2,5	1	480	1050	2"	38
KAPB5008002	500-800	500	800	2,5	1	480	1050	2 x 2"	42
KAPB50010001	500-1000	500	1000	2,5	1	480	1050	2"	38
KAPB50010002	500-1000	500	1000	2,5	1	480	1050	2 x 2"	42
KAPB50012001	500-1200	500	1200	2,5	1	480	1400	2"	50
KAPB50012002	500-1200	500	1200	2,5	1	480	1400	2 x 2"	56
KAPB50014001	500-1400	500	1400	2,5	1	480	1900	2"	70
KAPB50014002	500-1400	500	1400	2,5	1	480	1900	2 x 2"	75
KAPB60012001	600-1200	600	1200	2,5	1	580	1250	2"	65
KAPB60012002	600-1200	600	1200	2,5	1	580	1250	2 x 2"	70
KAPB60016001	600-1600	600	1600	2,5	1	580	1900	2"	99
KAPB60016002	600-1600	600	1600	2,5	1	580	1900	2 x 2"	106
KAPB80012001	800-1200	800	1200	2,5	1	780	1600	2"	112
KAPB80012002	800-1200	800	1200	2,5	1	780	1600	2 x 2"	120
KAPB80016001	800-1600	800	1600	2,5	1	780	2000	2"	140
KAPB80016002	800-1600	800	1600	2,5	1	780	2000	2 x 2"	150
KAPB80020001	800-2000	800	2000	2,5	1	780	2400	2"	183
KAPB80020002	800-2000	800	2000	2,5	1	780	2400	2 x 2"	195
KAPB80022001	800-2200	800	2200	2,5	1	780	3200	2"	244
KAPB80022002	800-2200	800	2200	2,5	1	780	3200	2 x 2"	254
KAPB120024001	1200-2400	1200	2400	2,5	1	1180	3000	2"	350
KAPB120024002	1200-2400	1200	2400	2,5	1	1180	3000	2 x 2"	375
KAPB120028001	1200-2800	1200	2800	2,5	1	1180	4000	2"	500
KAPB120028002	1200-2800	1200	2800	2,5	1	1180	4000	2 x 2"	530
KAPB180036001	1800-3600	1800	3600	2,5	1	1780	4000	2"	630
KAPB180036002	1800-3600	1800	3600	2,5	1	1780	4000	2 x 2"	680
KAPB180042001	1800-4200	1800	4200	2,5	1	1780	6000	2"	945
KAPB180042002	1800-4200	1800	4200	2,5	1	1780	6000	2 x 2"	990

FABCOB® PIPE PLUGS

development & engineering





MULTI SIZE HIGH PRESSURE PIPE PLUGS 6 & 12 BAR

Part Number	Nominal Size	Min.Pipe Ø Diameter (mm)	Max.Pipe Ø Diameter (mm)	Working Pressure (bar)	Back Pressure (bar)	Product Ø Diameter (mm)	Product Length (mm)	Product Weight (kg)
HPAB3550	35-50	35	50	6	3	32	200	0,2
HPAB50	50	50	50	12	6	45	280	0,4
HPAB5070	50-70	50	70	6	3	45	280	0,4
HPAB70	70	70	70	12	6	65	320	0,6
HPAB70100	70-100	70	100	6	3	65	320	0,6
HPAB100	100	100	100	12	6	85	500	1
HPAB100150	100-150	100	150	6	3	85	500	1
HPAB150	150	150	150	12	6	135	500	2,2
HPAB150200	150-200	150	200	6	3	135	500	2,2
HPAB200	200	200	200	12	6	182	600	3,4
HPAB200300	200-300	200	300	6	3	182	600	3,4
HPAB300	300	300	300	12	6	280	800	8,1
HPAB300400	300-400	300	400	6	3	280	800	8,1
HPAB375	375	375	375	12	6	355	1000	13,7
HPAB375500	375-500	375	500	6	3	355	1000	13,7
HPAB500	500	500	500	12	6	480	1050	24,9
HPAB500600	500-600	500	600	6	3	480	1050	24,9
HPAB600	600	600	600	12	6	580	1250	36,3
HPAB600700	600-700	600	700	6	3	580	1250	36,3
HPAB800	800	800	800	12	6	780	1200	55
HPAB8001000	800-1000	800	1000	6	3	780	1200	55
HPAB1200	1200	1200	1200	12	6	1180	1600	115
HPAB12001400	1200-1400	1200	1400	6	3	1180	1600	115
HPAB1800	1800	1800	1800	12	6	1780	2000	180
HPAB18002000	1800-2000	1800	2000	6	3	1780	2000	180

FABCOB® PIPE PLUGS

development & engineering





MULTI SIZE FLEXIBLE HIGH PRESSURE TEST PLUGS 6 & 12 BAR

Part Number	Nominal Size	Min.Pipe Diameter Ø (mm)	Max.Pipe Diameter Ø (mm)	Working Pressure (bar)	Back Pressure (bar)	Product Diameter Ø (mm)	Product Length (mm)	Bypass Diamater Ø (inch)	Product Weight (kg)
HPAPB501	50	50	50	12	6	45	280	1/4"	0,9
HPAPB502	50	50	50	12	6	45	280	2 X 1/8"	1,2
HPAPB50701	50-70	50	70	6	3	45	280	1/4"	0,9
HPAPB50702	50-70	50	70	6	3	45	280	2 X 1/8"	1,2
HPAPB701	70	70	70	12	6	65	320	1/2"	1,4
HPAPB702	70	70	70	12	6	65	320	2 x 1/4"	1,6
HPAPB701001	70-100	100	70	6	3	65	320	1/2"	1,4
HPAPB701002	70-100	100	70	6	3	65	320	2 x 1/4"	1,6
HPAPB1001	100	100	100	12	6	85	500	1"	2,1
HPAPB1002	100	100	100	12	6	85	500	2 X 1/2"	2,3
HPAPB1001501	100-150	100	150	6	3	85	500	1"	2,1
HPAPB1001502	100-150	100	150	6	3	85	500	2 X 1/2"	2,3
HPAPB1501	150	150	150	12	6	135	500	2"	7,2
HPAPB1502	150	150	150	12	6	135	500	1" + 1/2"	7,5
HPAPB1502001	100-200	150	200	6	3	135	500	2"	7,2
HPAPB1502002	100-200	150	200	6	3	135	500	1" + 1/2"	7,5

FABCOB® PIPE PLUGS

development & engineering

Part Number	Nominal Size	Min.Pipe Diameter Ø (mm)	Max.Pipe Diameter Ø (mm)	Working Pressure (bar)	Back Pressure (bar)	Product Diameter Ø (mm)	Product Length (mm)	Bypass Diamater Ø (inch)	Product Weight (kg)
HPAPB2001	200	200	200	12	6	182	600	2"	8,3
HPAPB2002	200	200	200	12	6	182	600	2 X 1"	8,6
HPAPB2003001	200-300	200	300	6	3	182	600	2"	8,3
HPAPB2003002	200-300	200	300	6	3	182	600	2 X 1"	8,6
HPAPB3001	300	300	300	12	6	280	800	2"	19
HPAPB3004001	300-400	300	400	6	3	280	800	2"	19
HPAPB3751	375	375	375	12	6	355	1000	2"	32
HPAPB3755001	375-500	375	500	6	3	355	1000	2"	32
HPAPB5001	500	500	500	12	6	480	1050	2"	38
HPAPB5006001	500-600	500	600	6	3	480	1050	2"	38
HPAPB6001	600	600	600	12	6	580	1250	2"	65
HPAPB6007001	600-700	600	700	6	3	580	1250	2"	65
HPAPB8001	800	800	800	12	6	780	1200	2"	90
HPAPB80010001	800-1000	800	1000	6	3	780	1200	2"	90
HPAPB12001	1200	1200	1200	12	6	1180	1600	2"	200
HPAPB120014001	1200-1400	1200	1400	6	3	1180	1600	2"	200
HPAPB18001	1800	1800	1800	12	6	1780	2000	2"	330
HPAPB180020001	1800-2000	1800	2000	6	3	1780	2000	2"	330

FABCOB® PIPE PLUGS

development & engineering





* This product is also available with optional NITRILE , EPDM , CHLOROPRENE type rubber.

PROTECTIVE SLEEVE FOR PIPE PLUGS

Part Number	Nominal Size	Max.Usable Ø Diameter (mm)	Product Length (mm)	Product Weight (kg)
SAB50100	50-100	45	280	0,2
SAB70150	70-150	64	320	0,3
SAB100200	100-200	88	500	0,4
SAB150300	150-300	138	500	0,6
SAB200400	200-400	185	600	1,8
SAB200500	200-500	185	750	2,4
SAB300600	300-600	285	800	3,7
SAB375750	375-750	355	1000	6
SAB5001000	500-1000	485	1050	8
SAB5001200	500-1200	485	1400	10
SAB5001400	500-1400	485	1900	14
SAB6001200	600-1200	585	1250	12
SAB6001600	600-1600	585	1500	16
SAB8001600	800-1600	780	2000	17
SAB8002000	800-2000	780	2400	34
SAB8002200	800-2200	780	3200	46
SAB12002400	1200-2400	1180	3000	65
SAB12002800	1200-2800	1180	4000	86
SAB18003600	1800-3600	1780	4000	130
SAB18004200	1800-4200	1780	6000	190

FABCOB® PIPE PLUGS

development & engineering





MULTI SIZE PIPE PLUGS WITH BYPASS & METAL CORE

Part Number	Nominal Size	Min.Pipe Ø Diameter (mm)	Max.Pipe Ø Diameter (mm)	Working Pressure (bar)	Product Ø Diameter (mm)	Product Length (mm)	Bypass Diameter(inch)	Product Weight (kg)
APBG50100	50-100	50	100	1,5	45	300	1"	0,8
APBG70150	70-150	70	150	1,5	68	320	1"	1
APBG100150	100-150	100	150	1,5	92	200	2"	1,5
APBG100200	100-200	100	200	1,5	92	400	1"	2,1
APBG125200	125 200	125	200	1,5	115	270	2"	3
APBG150300	150-300	150	300	1,5	140	520	2"	5,5
APBG200400	200-400	200	500	1,5	185	680	2"+1"	12,1
APBG200500	200-500	200	500	1,5	185	680	2"+1"	12,1
APBG300600	300-600	300	600	1,5	280	680	2"+1"	17,7
APBG300750	300-750	300	750	1,5	280	750	2"+1"	25
APBG500800	500-800	500	800	1,5	440	680	4"+2x1"	36
APBG5001200	500-1200	500	1200	1,5	440	980	4"+2x1"	44

FABCOB® PIPE PLUGS

development & engineering



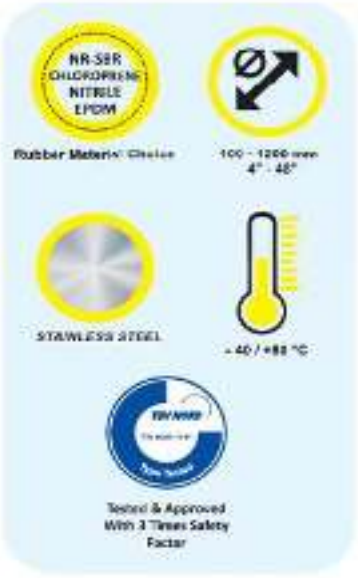

BSP thread G Type

CONNECTIONS



The connection type and bypass size can be specified by customer request.

Storz Coupling up to 4"

MULTI SIZE PIPE PLUGS WITH LARGE BYPASS & METAL CORE

Part Number	Nominal Size	Min.Pipe Ø Diameter (mm)	Max.Pipe Ø Diameter (mm)	Working Pressure (bar)	Product Ø Diameter (mm)	Product Length (mm)	Bypass Diameter(inch)	Product Weight (kg)
BPBG100200	100-200	100	200	1,5	92	400	2"	2,5
BPBG150300	150-300	150	300	1,5	140	520	4"	5,8
BPBG200500	200-500	200	500	1,5	185	680	4"	12,1
BPBG300600	300-600	300	600	1,5	280	680	4"	18
BPBG300750	300-750	300	750	1,5	280	750	4"	25
BPBG500800	500-800	500	800	1,5	440	680	6"	38
BPBG5001200	500-1200	500	1200	1,5	440	980	8"	47

FABCOB® PIPE PLUGS

development & engineering





MULTI SIZE SHORT PIPE PLUGS

Part Number	Nominal Size	Min.Pipe Ø Diameter (mm)	Max.Pipe Ø Diameter (mm)	Working Pressure (bar)	Back Pressure (bar)	Product Ø Diameter (mm)	Product Length (mm)	Product Weight (kg)
ABS50100	50-100	50	100	3	0,5	45	150	0,3
ABS70150	70-150	70	150	3	0,5	65	200	0,4
ABS100200	100-200	100	200	3	0,5	85	200	1
ABS150300	150-300	150	300	2,5	0,5	135	300	2
ABS200400	200-400	200	400	2,5	0,5	182	400	3
ABS300600	300-600	300	600	2,5	0,5	280	600	6

FABCOB® PIPE PLUGS

development & engineering





MULTI SIZE SHORT PIPE TEST PLUGS

Part Number	Nominal Size	Min.Pipe Ø Diameter (mm)	Max.Pipe Ø Diameter (mm)	Working Pressure (bar)	Back Pressure (bar)	Product Ø Diameter (mm)	Product Length (mm)	Bypass Diameter (inch)	Product Weight (kg)
APBS50100	50-100	50	100	3	0,5	45	150	1/4"	0,7
APBS70150	70-150	70	150	3	0,5	65	200	1/4"	1,2
APBS100200	100-200	100	200	3	0,5	85	200	1/2"	1,7
APBS150300	150-300	150	300	2,5	0,5	135	300	1"	4,5
APBS200400	200-400	200	400	2,5	0,5	182	400	1"	6,5
APBS300600	300-600	300	600	2,5	0,5	280	600	2"	14

FABCOB® PIPE PLUGS

development & engineering





SMALL PIPE PLUGS

Part Number	Nominal Size	Min.Pipe Ø Diameter (mm)	Max.Pipe Ø Diameter (mm)	Working Pressure (bar)	Back Pressure (bar)	Product Ø Diameter (mm)	Product Length (mm)	Product Weight (kg)
ABE20	20	20	20	3	1	18	100	0,1
ABE25	25	25	25	3	1	23	100	0,12
ABE30	30	30	30	3	1	28	100	0,15
ABE40	40	40	40	3	1	38	100	0,15
ABE50	50	50	50	2,5	1	45	102	0,25
ABE60	60	60	60	2,5	1	58	102	0,35
ABE75	75	75	75	2,5	1	68	102	0,45
ABE100	100	100	100	2,5	1	85	150	0,6
ABE150	150	150	150	2,5	1	135	150	1,1
ABE200	200	200	200	2,5	1	182	250	1,6
ABE250	250	250	250	2,5	1	182	300	2,2
ABE300	300	300	300	2,5	1	280	300	3,5
ABE400	400	400	400	2,5	1	380	400	7,5
ABE500	500	500	500	2,5	1	480	450	10,5
ABE600	600	600	600	2,5	1	580	450	15
ABE800	800	800	800	2,5	1	780	1200	41
ABE1200	1200	1200	1200	2,5	1	1180	1600	78
ABE1800	1800	1800	1800	2,5	1	1780	1500	118

Part Number	Nominal Size	Min.Pipe Ø Diameter (mm)	Max.Pipe Ø Diameter (mm)	Working Pressure (bar)	Back Pressure (bar)	Product Ø Diameter (mm)	Product Length (mm)	Product Weight (kg)
ABE2030	20-30	20	30	3	1	18	100	0,1
ABE3040	30-40	30	40	3	1	28	100	0,12
ABE3050	30-50	30	50	3	1	28	100	0,15
ABE4050	40-50	40	50	3	1	38	100	0,15
ABE5075	50-75	50	75	2,5	1	45	102	0,25
ABE70100	70-100	70	100	2,5	1	65	150	0,35
ABE100150	100-150	100	150	2,5	1	85	150	0,45
ABE150200	150-200	150	200	2,5	1	135	200	0,6
ABE200250	200-250	200	250	2,5	1	182	250	1,1
ABE250300	250-300	250	300	2,5	1	235	300	2,2
ABE300350	300-350	300	350	2,5	1	280	300	3,5
ABE400450	400-450	400	450	2,5	1	380	450	4,4
ABE500550	500-550	500	550	2,5	1	480	450	5,5
ABE600650	600-650	600	650	2,5	1	580	450	18
ABE8001000	800-1000	800	1000	2,5	1	780	1200	40
ABE12001400	1200-1400	1200	1400	2,5	1	1180	1600	78
ABE18002000	1800-2000	1800	2000	2,5	1	1780	1500	118

FABCOB® PIPE PLUGS

development & engineering





SMALL PIPE TEST PLUGS WITH BYPASS

Part Number	Nominal Size	Min.Pipe Ø Diameter (mm)	Max.Pipe Ø Diameter (mm)	Working Pressure (bar)	Back Pressure (bar)	Product Ø Diameter (mm)	Product Length (mm)	Bypass Diameter(inch)	Product Weight (kg)
APBE30	30	30	30	3	1	28	50	M8	0,6
APBE40	40	40	40	3	1	38	60	M8	0,6
APBE50	50	50	50	2,5	1	45	80	1/8"	0,75
APBE60	60	60	60	2,5	1	45	80	1/8"	0,85
APBE75	75	75	75	2,5	1	65	100	1/4"	0,55
APBE100	100	100	100	2,5	1	85	150	1/2"	1,2
APBE150	150	150	150	2,5	1	135	150	1"	1,8
APBE200	200	200	200	2,5	1	182	200	1"	2
APBE250	250	250	250	2,5	1	235	300	1"	2,9
APBE300	300	300	300	2,5	1	280	300	2"	6,2
APBE400	400	400	400	2,5	1	380	450	2"	11
APBE500	500	500	500	2,5	1	480	450	2"	16
APBE600	600	600	600	2,5	1	580	450	2"	22
APBE800	800	800	800	2,5	1	780	1200	2"	55
APBE1200	1200	1200	1200	2,5	1	1180	1600	2"	97
APBE1800	1800	1800	1800	2,5	1	1780	1500	2"	138

Part Number	Nominal Size	Min.Pipe Ø Diameter (mm)	Max.Pipe Ø Diameter (mm)	Working Pressure (bar)	Back Pressure (bar)	Product Ø Diameter (mm)	Product Length (mm)	Bypass Diameter(inch)	Product Weight (kg)
APBE3040	30-40	30	40	3	1	28	50	M8	0,6
APBE5075	50-75	50	75	2,5	1	45	80	1/8"	0,75
APBE70100	70-100	70	100	2,5	1	65	150	1/4"	0,55
APBE100150	100-150	100	150	2,5	1	85	150	1/2"	1,2
APBE150200	150-200	150	200	2,5	1	135	200	1"	1,8
APBE200250	200-250	200	250	2,5	1	182	250	1"	2
APBE250300	250-300	250	300	2,5	1	235	300	1"	2,9
APBE300350	300-350	300	350	2,5	1	280	300	2"	6,2
APBE400450	400-450	400	450	2,5	1	380	450	2"	11
APBE500550	500-550	500	550	2,5	1	480	450	2"	16
APBE600650	600-650	600	650	2,5	1	580	450	2"	22
APBE8001000	800-1000	800	1000	2,5	1	780	1200	2"	55
APBE12001400	1200-1400	1200	1400	2,5	1	1180	1600	2"	97
APBE18002000	1800-2000	1800	2000	2,5	1	1780	1500	2"	140

FABCOB® PIPE PLUGS

development & engineering





MULTI SIZE EGG SHAPE PIPE PLUGS

Part Number	Pipe Cross-Section (mm)	Product Cross-Section (mm)	Working Pressure (bar)	Back Pressure(bar)	Product Length (mm)	Product Weight (kg)
OAB250375	250-375	180 x 265	1,5	0,5	600	9
OAB350525	350-525	280 x 415	1,5	0,5	650	15
OAB500750	500-750	380 x 565	1,5	0,5	750	20
OAB600900	600-900	480 x 715	1	0,5	1300	32
OAB7001050	700-1050	580 x 865	1	0,5	1300	38
OAB8001200	800-1200	680 x 850	1	0,5	1600	42
OAB9001350	900-1350	780 x 1165	1	0,5	2000	55
OAB10001500	1000-1500	880 x 1315	0,8	0,5	2500	85
OAB12001800	1200-1800	1080 x 1618	0,8	0,5	2800	120

FABCOB® PIPE PLUGS

development & engineering





MULTI SIZE EGG SHAPE PIPE TEST PLUGS

Part Number	Pipe Cross-Section (mm)	Product Cross-Section (mm)	Working Pressure (bar)	Back Pressure(bar)	Bypass Diameter (inch)	Product Length (mm)	Product Weight (kg)
OAPB250375	250-375	180 x 265	1,5	0,5	2"	600	12
OAPB350525	350-525	280 x 415	1,5	0,5	2"	650	22
OAPB500750	500-750	380 x 565	1,5	0,5	2"	750	30
OAPB600900	600-900	480 x 715	1	0,5	2"	1300	48
OAPB7001050	700-1050	580 x 865	1	0,5	2"	1300	53
OAPB8001200	800-1200	680 x 850	1	0,5	2"	1600	58
OAPB9001350	900-1350	780 x 1165	1	0,5	2"	2000	77
OAPB10001500	1000-1500	880 x 1315	0,8	0,5	2"	2500	120
OAPB12001800	1200-1800	1080 x 1618	0,8	0,5	2"	2800	168

FABCOB® PIPE PLUGS

development & engineering



The plug must be positioned vertically.





MULTI SIZE EGG SHAPE PILLOW PIPE TEST PLUGS

Part Number	Pipe Cross-section (mm)	Product Ø Diameter (mm)	Product Width (mm)	Product Length (mm)	Working Pressure (bar)	Back Pressure(bar)	Bypass Ø Diameter(inch)	Product Weight (kg)
OPPB5000750	500-750	420	660	1800	1,5	0,5	2"	28
OPPB6000900	600-900	640	1005	1800	1,5	0,5	2"	44
OPPB7001050	700-1050	755	1185	2300	1,2	0,5	2"	50
OPPB8001200	800-1200	755	1185	2300	1,2	0,5	2"	50
OPPB9001350	900-1350	955	1500	2800	1,2	0,5	2"	72
OPPB10001500	1000-1500	955	1500	2800	0,9	0,5	2"	72
OPPB12001800	1200-1800	1395	2190	3500	0,8	0,5	2"	140
OPPB14002100	1400-2100	1395	2190	3500	0,6	0,4	2"	140

FABCOB® PIPE PLUGS

development & engineering





MULTI SIZE CONICAL HEAD PIPE PLUGS 1,5 BAR

Part Number	Nominal Size	Insert Ø Diameter (mm)	Max.Pipe Ø Diameter (mm)	Working Pressure (bar)	Back Pressure (bar)	Product Ø Diameter (mm)	Product Length (mm)	Product Weigth (kg)
CAB5075	50-75	35	75	1,5	0,5	45	220	0,4
CAB70100	70-100	50	100	1,5	0,5	65	260	0,5
CAB100150	100-150	70	150	1,5	0,5	85	300	1,2
CAB150200	150-200	100	200	1,5	0,5	135	434	2,2
CAB200300	200-300	120	300	1,5	0,5	182	640	3,4
CAB300400	300-400	200	400	1,5	0,5	280	1110	6,5
Part Number	**Nominal Size**	**Insert Ø Diameter (mm)**	**Max.Pipe Ø Diameter (mm)**	**Working Pressure (bar)**	**Back Pressure (bar)**	**Product Ø Diameter (mm)**	**Product Length (mm)**	**Product Weigth (kg)**
CAB50100	50-100	35	100	1,5	0,5	45	350	0,5
CAB70150	70-150	50	150	1,5	0,5	65	380	0,7
CAB100200	100-200	70	200	1,5	0,5	85	600	1,2
CAB150300	150-300	100	300	1,5	0,5	135	634	2,5
CAB200400	200-400	120	400	1,5	0,5	182	840	4,4
CAB300600	300-600	200	600	1,5	0,5	280	1310	7,6
CAB375750	375-750	250	750	1,5	0,5	355	1566	14,2
CAB400800	400-800	250	800	1,5	0,5	355	1566	14,2
CAB500800	500-800	300	800	1,5	0,5	480	1520	25,5
CAB5001000	500-1000	300	1000	1,5	0,5	480	1520	25,5

FABCOB® PIPE PLUGS

development & engineering





Total Product Length = Product Length + Coupling Length (100 mm)

SINGLE SIZE PIPE TEST PLUG WITH METAL CORE

Part Number	Nominal Size	Working Pressure (bar)	Product Diameter Ø (mm)	Product Length (mm)	Bypass Diameter Ø (inch)	Product Weight (kg)
PAP100	100	6	85	65	1"	1,8
PAP150	150	6	135	65	1"	2,2
PAP200	200	6	185	65	2"	2,8
PAP250	250	6	235	65	2"	3,9
PAP300	300	6	285	65	2"	5,2
PAP350	350	6	335	65	2"	6,2
PAP400	400	6	385	65	2"	8
PAP450	450	6	435	105	2"	15,7
PAP500	500	6	485	105	2"	18,5
PAP550	550	6	535	105	2"	20
PAP600	600	6	585	105	2"	21,6
PAP700	700	6	685	105	2"	29
PAP800	800	6	785	105	2"	39
PAP900	900	6	885	105	2"	47
PAP1000	1000	6	985	105	2"	52
PAP1100	1100	6	1085	105	2"	59
PAP1200	1200	6	1185	105	2"	68

FABCOB® PIPE PLUGS

development & engineering





MULTI SIZE MANHOLE TEST PLUG WITH METAL CORE

Part Number	Nominal Size	Min.Pipe Diameter Ø (mm)	Max.Pipe Diameter Ø (mm)	Working Pressure (bar)	Product Diameter Ø (mm)	Bypass Diameter Ø (inch)	Product Length (mm)	Product Weight (kg)
SPK500550-1	500-550	500	550	1,5	480	2x 1/4"	240	10,5
SPK600650-1	600-650	600	650	1,5	580	2x 1/4"	240	15
SPK800850-1	800-850	800	850	1,5	780	2x 1/4"	240	23
SPK10001050-1	1000-1050	1000	1050	1,5	980	2x 1/4"	240	32
SPK500550-2	500-550	500	550	1,5	480	2"	240	11
SPK600650-2	600-650	600	650	1,5	580	2"	240	15,5
SPK800850-2	800-850	800	850	1,5	780	2"	240	23,5
SPK10001050-2	1000-1050	1000	1050	1,5	980	2"	240	32,5

FABCOB® PIPE PLUGS

development & engineering





Rubber Material Choice


300 - 1100 mm
12" - 44"


STAWLESS


+40 | +60 °C

MULTI SIZE MANHOLE TEST PLUG

Part Number	Nominal Size	Min.Pipe Ø Diameter (mm)	Max.Pipe Ø Diameter (mm)	Working Pressure (bar)	Product Ø Diameter (mm)	Bypass Ø Diameter (Inch)	Product Length (mm)	Product Weight (kg)
MTS300400	300-400	300	400	1,5	280	2x 1/4"	240	3,8
MTS400500	400-500	400	500	1,5	380	2x 1/4"	240	5,2
MTS500600	500-600	500	600	1,5	480	2x 1/4"	240	7,8
MTS600700	600-700	600	700	1,5	580	2x 1/4"	240	9,6
MTS700800	700-800	700	800	1,5	680	2x 1/4"	240	11
MTS800900	800-900	800	900	1,5	780	2x 1/4"	240	13,5
MTS9001000	900-1000	900	1000	1,5	880	2x 1/4"	240	17
MTS10001100	1000-1100	1000	1100	1,5	980	2x 1/4"	240	21

FABCOB® PIPE JOINT TEST SYSTEMS

development & engineering







CONTROL UNIT

JOINT TESTER WITH 1,5 BAR TEST PRESSURE

Part Number	Nominal Size	Product Specifications			Testing Specifications			
		Max. Pipe Diameter Ø	Min.Pipe Diameter Ø	Product Diameter Ø	Inflating Pressure	Test Pressure	Width of Product	Length of Test Area
JT100	100/ 4"	100 mm/ 4"	90 mm/3,5"	80 mm/ 3,1"	2,5 bar/36 psi	1,5 bar/22 psi	380 mm/ 15"	160 mm/ 6,3"
JT200	200/ 8"	200 mm/ 8"	160 mm/6,3"	150 mm/ 6"	2,5 bar/36 psi	1,5 bar/22 psi	380 mm/ 15"	160 mm/ 6,3"
JT300	300/ 12"	300 mm/ 12"	260 mm/10,2"	250 mm/ 10"	2,5 bar/36 psi	1,5 bar/22 psi	380 mm/ 15"	160 mm/ 6,3"
JT400	400/ 16"	400 mm/ 16"	360 mm/ 14"	350 mm/ 14"	2,5 bar/36 psi	1,5 bar/22 psi	380 mm/ 15"	160 mm/ 6,3"
JT500	500/ 20"	500 mm/ 20"	460 mm/18"	450 mm/ 18"	2,5 bar/36 psi	1,5 bar/22 psi	380 mm/ 15"	160 mm/ 6,3"
JT600	600/ 23,5"	600 mm/ 23,5"	560 mm/22"	550 mm/ 21,5"	2,5 bar/36 psi	1,5 bar/22 psi	380 mm/ 15"	160 mm/ 6,3"
JT700	700/ 27,5"	700 mm/ 27,5"	660 mm/26"	650 mm/ 25,6"	2,5 bar/36 psi	1,5 bar/22 psi	380 mm/ 15"	160 mm/ 6,3"
JT800	800/ 31,5"	800 mm/ 31,5"	760 mm/ 30"	750 mm/ 29,5"	2,5 bar/36 psi	1,5 bar/22 psi	380 mm/ 15"	160 mm/ 6,3"
JT900	900/ 35,5"	900 mm/ 35,5"	860 mm/ 34"	850 mm/ 33,5"	2,5 bar/36 psi	1,5 bar/22 psi	380 mm/ 15"	160 mm/ 6,3"
JT1000	1000/ 39,5"	1000 mm/ 39,5"	960 mm/ 38"	950 mm/ 37,5"	2,5 bar/36 psi	1,5 bar/22 psi	380 mm/ 15"	160 mm/ 6,3"
JT1100	1100/ 43,5"	1100 mm/ 43,5"	1060 mm/ 41,5"	1050 mm/ 41"	2,5 bar/36 psi	1,5 bar/22 psi	380 mm/ 15"	160 mm/ 6,3"
JT1200	1200/ 47"	1200 mm/ 47"	1160 mm/ 45,5"	1150 mm/ 45"	2,5 bar/36 psi	1,5 bar/22 psi	380 mm/ 15"	160 mm/ 6,3"
JT1300	1300/ 51"	1300 mm/ 51"	1260 mm/ 49,5"	1250 mm/ 49"	2,5 bar/36 psi	1,5 bar/22 psi	380 mm/ 15"	160 mm/ 6,3"

FABCOB® PIPE JOINT TEST SYSTEMS

development & engineering

Part Number	Nominal Size	Product Specifications			Testing Specifications			
		Max. Pipe Diameter Ø	Min.Pipe Diameter Ø	Product Diameter Ø	Inflating Pressure	Test Pressure	Width of Product	Length of Test Area
JT1400	1400/ 55"	1400 mm/ 55"	1360 mm/ 53,5"	1350 mm/ 52"	2,5 bar/36 psi	1,5 bar/22 psi	380 mm/ 15"	160 mm/ 6,3"
JT1500	1500/ 59"	1500 mm/ 59"	1460 mm/ 57,5"	1450 mm/ 57"	2,5 bar/36 psi	1,5 bar/22 psi	380 mm/ 15"	160 mm/ 6,3"
JT1600	1600/ 63"	1600 mm/ 63"	1560 mm/ 61,5"	1550 mm/ 61"	2,5 bar/36 psi	1,5 bar/22 psi	380 mm/ 15"	160 mm/ 6,3"
JT1700	1700/ 67"	1700 mm/ 67"	1660 mm/ 65,5"	1650 mm/ 65"	2,5 bar/36 psi	1,5 bar/22 psi	380 mm/ 15"	160 mm/ 6,3"
JT1800	1800/ 71"	1800 mm/ 71"	1760 mm/ 69,5"	1750 mm/ 69"	2,5 bar/36 psi	1,5 bar/22 psi	380 mm/ 15"	160 mm/ 6,3"
JT1900	1900/ 75"	1900 mm/ 75"	1860 mm/ 73,5"	1850 mm/ 73"	2,5 bar/36 psi	1,5 bar/22 psi	380 mm/ 15"	160 mm/ 6,3"
JT2000	2000/ 79"	2000 mm/ 79"	1960 mm/ 77"	1950 mm/ 76,5"	2,5 bar/36 psi	1,5 bar/22 psi	380 mm/ 15"	160 mm/ 6,3"
JT2100	2100/ 82,5"	2100 mm/ 82,5"	2060 mm/ 81"	2050 mm/ 80,5"	2,5 bar/36 psi	1,5 bar/22 psi	380 mm/ 15"	160 mm/ 6,3"
JT2200	2200/ 86,5"	2200 mm/ 86,5"	2160 mm/ 85"	2150 mm/ 84,5"	2,5 bar/36 psi	1,5 bar/22 psi	380 mm/ 15"	160 mm/ 6,3"
JT2300	2300/ 90,5"	2300 mm/ 90,5"	2260 mm/ 89"	2250 mm/ 88,5"	2,5 bar/36 psi	1,5 bar/22 psi	380 mm/ 15"	160 mm/ 6,3"
JT2400	2400/ 94,5"	2400 mm/ 94,5"	2360 mm/ 93"	2350 mm/ 92,5"	2,5 bar/36 psi	1,5 bar/22 psi	380 mm/ 15"	160 mm/ 6,3"
JT2500	2500/ 98,5"	2500 mm/ 98,5"	2460 mm/ 97"	2450 mm/ 96,5"	2,5 bar/36 psi	1,5 bar/22 psi	380 mm/ 15"	160 mm/ 6,3"
JT3000	3000/ 118"	3000 mm/ 118"	2960 mm/ 116,5"	2950 mm/ 116"	2,5 bar/36 psi	1,5 bar/22 psi	380 mm/ 15"	160 mm/ 6,3"

Every manufactured joint testers are tested with safety factor.



FABCOB® PIPE JOINT TEST SYSTEMS

development & engineering







CONTROL UNIT

MULTI SIZE JOINT TESTER WITH 5 BAR TEST PRESSURE

Part Number	Nominal Size	Product Specifications			Testing Specifications			
		Min.Pipe Diameter Ø (mm/inch)	Max. Pipe Diameter Ø (mm/inch)	Product Diameter Ø (mm/inch)	Inflating Pressure (bar/psi)	Test Pressure (bar/psi)	Width of Product (mm/inch)	Length of Test Area (mm/inch)
MJT100200	100-200	90/3,5	200/ 8	80/3,1	7/101,5	5/72,5	680/26,7	160/ 6,3
MJT150300	150-300	140/5,5	300/ 12	120/4,7	7/101,5	5/72,5	680/26,7	160/ 6,3
MJT250400	250-400	240/9,5	400/ 16	220/ 8,6	7/101,5	5/72,5	680/26,7	160/ 6,3
MJT350500	350-500	340/ 13,4	500/ 20	320/12,6	7/101,5	5/72,5	680/26,7	160/ 6,3
MJT450600	450-600	440/17,3	600/ 24	420/16,5	7/101,5	5/72,5	680/26,7	160/ 6,3
MJT550700	550-700	540/21,2	700/ 28	520/20,5	7/101,5	5/72,5	680/26,7	160/ 6,3
MJT650800	650-800	640/25,2	800/ 32	620/24,4	7/101,5	5/72,5	680/26,7	160/ 6,3
MJT750900	750-900	740/ 29	900/ 36	720/28,3	7/101,5	5/72,5	680/26,7	160/ 6,3
MJT8501000	850-1000	840/ 33	1000/ 40	820/32,3	7/101,5	5/72,5	680/26,7	160/ 6,3
MJT9501100	950-1100	940/ 37	1100/ 44	920/36,2	7/101,5	5/72,5	680/26,7	160/ 6,3
MJT10501200	1050-1200	1040/ 41	1200/ 48	1020/40,1	7/101,5	5/72,5	680/26,7	160/ 6,3
MJT11501300	1150-1300	1140/ 45	1300/ 52	1120/44,1	7/101,5	5/72,5	680/26,7	160/ 6,3
MJT12501400	1250-1400	1240/ 48,8	1400/ 56	1220/ 48	7/101,5	5/72,5	680/26,7	160/ 6,3

FABCOB® PIPE JOINT TEST SYSTEMS

development & engineering

Part Number	Nominal Size	Product Specifications			Testing Specifications			
		Min.Pipe Diameter Ø (mm/inch)	Max. Pipe Diameter Ø (mm/inch)	Product Diameter Ø (mm/inch)	Inflating Pressure (bar/psi)	Test Pressure (bar/psi)	Width of Product (mm/inch)	Length of Test Area (mm/inch)
MJT13501500	1350-1500	1340/ 52,8	1500/60	1320/52	7/101,5	5/72,5	680/26,7	160/6,3
MJT14501600	1450-1600	1440/ 56,7	1600/64	1420/56	7/101,5	5/72,5	680/26,7	160/6,3
MJT15501700	1550-1700	1540/ 60,6	1700/68	1520/59,9	7/101,5	5/72,5	680/26,7	160/6,3
MJT16501800	1650-1800	1640/ 64,5	1800/72	1620/63,7	7/101,5	5/72,5	680/26,7	160/6,3
MJT17501900	1750-1900	1740/ 68,5	1900/76	1720/67,7	7/101,5	5/72,5	680/26,7	160/6,3
MJT18502000	1850-2000	1840/ 72,4	2000/80	1820/71,6	7/101,5	5/72,5	680/26,7	160/6,3
MJT19502100	1950-2100	1940/ 76,3	2100/84	1920/75,6	7/101,5	5/72,5	680/26,7	160/6,3
MJT20502200	2050-2200	2040/ 80,3	2200/88	2020/79,5	7/101,5	5/72,5	680/26,7	160/6,3
MJT21502300	2150-2300	2140/ 84,2	2300/92	2120/83,5	7/101,5	5/72,5	680/26,7	160/6,3
MJT22502400	2250-2400	2240/ 88,2	2400/96	2220/87,4	7/101,5	5/72,5	680/26,7	160/6,3
MJT23502500	2350-2500	2340/ 92,1	2500/100	2320/91,3	7/101,5	5/72,5	680/26,7	160/6,3
MJT24502600	2450-2600	2440/ 96	2600/104	2420/95,3	7/101,5	5/72,5	680/26,7	160/6,3
MJT25502700	2550-2700	2540/ 100	2700/108	2520/99,2	7/101,5	5/72,5	680/26,7	160/6,3
MJT26502800	2650-2800	2640/ 104	2800/112	2620/103,1	7/101,5	5/72,5	680/26,7	160/6,3
MJT27502900	2750-2900	2740/ 108	2900/116	2720/107,1	7/101,5	5/72,5	680/26,7	160/6,3
MJT28503000	2850-3000	2840/ 112	3000/120	2820/111	7/101,5	5/72,5	680/26,7	160/6,3

Every manufactured joint testers are tested with safety factor.



FABCOB® PIPE PLUGS

development & engineering

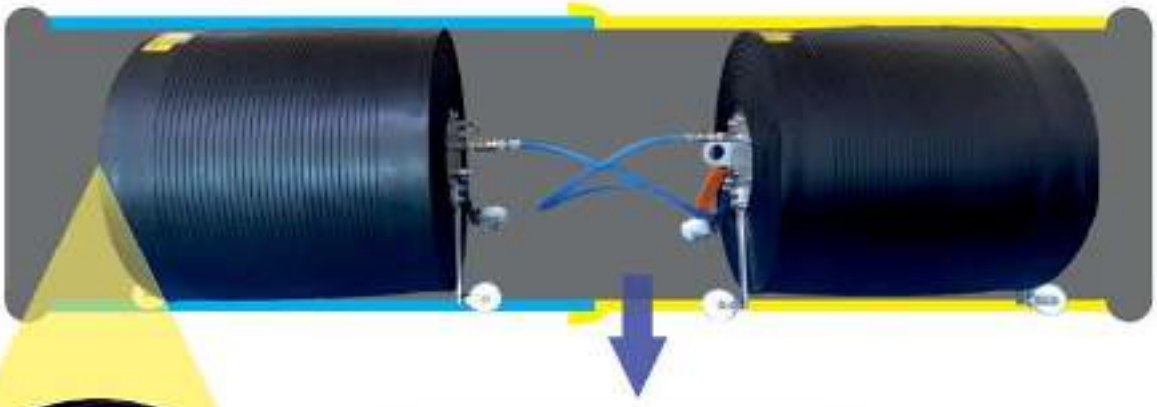



PRESSURE TESTING AREA OF THE JOINT

1. *Inflation Jack for Pipe Plug*
2. *Pressure Testing Jack*
3. *Inflation Jack for Test Plug*



JOINT TESTER PIPE PLUG WITH WHEELS

Part Number	Nominal Size	Min.Pipe Diameter Ø (mm)	Max.Pipe Diameter Ø (mm)	Working Pressure (bar)	Back Pressure (bar)	Product Diameter Ø (mm)	Product Length (mm)	Bypass Diameter Ø (inch)	Product Weight (kg)
JTP150200	150-200	150	200	6	3	140	300 x 2	3 X 1/4"	3,5
JTP200250	200-250	200	250	6	3	180	250 x 2	3 X 1/4"	5
JTP250300	250-300	250	300	6	3	225	300 x 2	3 X 1/4"	6
JTP300350	300-350	300	350	6	3	285	300 x2	3 X 1/4"	8

FABCOB® PIPE PLUGS

development & engineering







MULTI SIZE CONICAL PIPE PLUGS

Part Number	Nominal Size	Min. Entrance Diameter (mm)	Min.Pipe Ø Diameter (mm)	Max.Pipe Ø Diameter (mm)	Working Pressure (bar)	Back Pressure (bar)	Product Length (mm)	Product Weight (kg)
CSP100200	100-200	90	100	200	1	0,5	370	1,5
CSP150400	150-400	130	150	400	1	0,5	740	2,5
CSP250600	250-600	220	250	600	1	0,5	1000	5,5
CSP300800	300-800	260	300	800	1	0,5	1320	17
CSP4001000	400-1000	350	400	1000	1	0,5	1640	29
CSP5001200	500-1200	400	500	1200	1	0,5	1880	40
CSP5001400	500-1400	430	500	1400	1	0,5	2330	48
CSP5001500	500-1500	470	500	1500	1	0,5	2550	55
CSP6001600	600-1600	500	600	1600	1	0,5	2640	58
CSP8001800	800-1800	600	800	1800	1	0,5	2850	88
CSP10002200	1000-2200	800	1000	2200	0,8	0,3	3340	151
CSP15002800	1500-2800	1000	1500	2800	0,5	0,2	3800	220
CSP22003600	2200-3600	1200	2200	3600	0,4	0,2	4460	330



FABCOB® PIPE PLUGS

development & engineering





MULTI SIZE CONICAL TEST PLUGS

Part Number	Nominal Size	Min. Entrance Diameter (mm)	Min.Pipe Ø Diameter (mm)	Max.Pipe Ø Diameter (mm)	Working Pressure (bar)	Back Pressure (bar)	Product Length (mm)	Bypass Ø Diamater (inch)	Product Weight (kg)
CSTP250600	250-600	220	250	600	1	0,5	1000	1"	15,5
CSTP300800	300-800	260	300	800	1	0,5	1320	2"	27
CSTP4001000	400-1000	350	400	1000	1	0,5	1640	2"	39
CSTP5001200	500-1200	400	500	1200	1	0,5	1880	2"	50
CSTP5001400	500-1400	430	500	1400	1	0,5	2330	2"	58
CSTP5001500	500-1500	470	500	1500	1	0,5	2590	2"	65
CSTP6001600	600-1600	500	600	1600	1	0,5	2640	2"	78
CSTP8001800	800-1800	600	800	1800	1	0,5	2890	2"	108
CSTP10002200	1000-2200	800	1000	2200	0,8	0,3	3340	2"	171
CSTP15002800	1500-2800	1000	1500	2800	0,5	0,2	3800	2"	240
CSTP22003600	2200-3600	1200	2200	3600	0,4	0,2	4460	2"	350

FABCOB® PIPE PLUGS

development & engineering







HIGH PRESSURE MULTI SIZE CONICAL PIPE PLUGS

Part Number	Nominal Size	Min. Entrance Diameter (mm)	Min.Pipe Ø Diameter (mm)	Max.Pipe Ø Diameter (mm)	Working Pressure (bar)	Back Pressure (bar)	Product Length (mm)	Product Weight (kg)
HPCSP100200	100-200	90	100	200	2	1	550	1,5
HPCSP150400	150-400	130	150	400	2	1	740	2,5
HPCSP250600	250-600	220	250	600	2	1	1000	5,5
HPCSP300800	300-800	260	300	800	2	1	1320	17
HPCSP4001000	400-1000	350	400	1000	2	1	1640	29
HPCSPS001200	500-1200	400	500	1200	2	1	1880	40
HPCSPS001400	500-1400	430	500	1400	2	1	2330	48
HPCSPS001500	500-1500	470	500	1500	2	1	2550	70
HPCSP6001600	600-1600	500	600	1600	2	1	2640	75
HPCSP8001800	800-1800	600	800	1800	2	1	2890	120
HPCSP10002200	1000-2200	800	1000	2200	1	0,4	3340	180
HPCSP15002800	1500-2800	1000	1500	2800	0,7	0,3	3800	250
HPCSP22003600	2200-3600	1200	2200	3600	0,5	0,2	4460	400



FABCOB® PIPE PLUGS

development & engineering



Special Layers Provide Extra Sealing



HIGH PRESSURE MULTI SIZE CONICAL TEST PLUGS

Part Number	Nominal Size	Min. Entrance Diameter (mm)	Min.Pipe Ø Diameter (mm)	Max.Pipe Ø Diameter (mm)	Working Pressure (bar)	Back Pressure (bar)	Product Length (mm)	Bypass Ø Diamater (inch)	Product Weight (kg)
HPCSTP250600	250-600	220	250	600	2	1	1000	1"	15,5
HPCSTP300800	300-800	260	300	800	2	1	1320	2"	27
HPCSTP4001000	400-1000	350	400	1000	2	1	1640	2"	39
HPCSTP5001200	500-1200	400	500	1200	2	1	1880	2"	50
HPCSTP5001400	500-1400	430	500	1400	2	1	2330	2"	58
HPCSTP5001500	500-1500	470	500	1500	2	1	2590	2"	80
HPCSTP6001600	600-1600	500	600	1600	2	1	2640	2"	95
HPCSTP8001800	800-1800	600	800	1800	2	1	2890	2"	140
HPCSTP10002200	1000-2200	800	1000	2200	1	0,4	3340	2"	200
HPCSTP15002800	1500-2800	1000	1500	2800	0,7	0,3	3800	2"	280
HPCSTP22003600	2200-3600	1200	2200	3600	0,5	0,2	4460	2"	420

FABCOB® PIPE PLUGS

development & engineering





Easy Access

TO

- ***Operator can fold the Plug to access through smaller sections to its destination. So, the manhole limitation can be eliminated easily.***

ROUND SHRINKING PIPE PLUG

Part Number	Nominal Size	Max.Manhole Diameter Ø (mm)	Min.Pipe Diameter Ø (mm)	Max.Pipe Diameter Ø (mm)	Working Pressure (bar)	Back Pressure (bar)	Product Length (mm)	Product Weight (kg)
RSP70200	70-200	50	70	200	1	0,5	150	0,5
RSP150400	150-400	100	150	400	1	0,5	300	1
RSP300600	300-600	200	300	600	0,5	0,2	550	2
RSP500800	500-800	300	500	800	0,5	0,2	700	4
RSP6001000	600-1000	500	600	1000	0,4	0,2	850	6

FABCOB® MECHANICAL PIPE PLUGS

development & engineering





SINGLE SIZE MECHANICAL PLUG

Part Number	Nominal Size	Max.Pipe Ø Diameter (mm)	Product Ø Diameter (mm)	Back Pressure(bar)	Tightening Torque(N.m)	Thread Size(Metric)	Product Length (mm)	Product Weight (kg)
SM6	6	6	5,5	2	H.T	M4	54	0,1
SM10	10	10	8,5	2	H.T	M6	54	0,1
SM12	12	12	11	2	H.T	M6	54	0,1
SM15	15	15	14	2	H.T	M6	64	0,12
SM20	20	20	19	2	H.T	M6	64	0,15
SM30	30	30	25	2	80	M10	73	0,2
SM38	38	38	32	2	100	M12	75	0,25
SM50	50	50	45	2	150	M16	88	0,3
SM60	60	60	55	2	150	M16	98	0,35
SM75	75	75	70	2	150	M16	103	0,4
SM100	100	100	95	1	150	M16	103	0,5
SM125	125	125	120	1	150	M16	103	0,7
SM150	150	150	146	1	200	M20	106	0,8
SM200	200	200	194	0,5	200	M20	106	1,6
SM250	250	250	245	0,5	220	M24	109	2,5
SM300	300	300	295	0,5	220	M24	109	3

FABCOB® MECHANICAL PIPE PLUGS

development & engineering





SINGLE SIZE MECHANICAL TEST PLUG

Part Number	Nominal Size	Max.Pipe Ø Diameter (mm)	Product Ø Diameter (mm)	Back Pressure (bar)	Tightening Torque (N.m)	Thread Size (Metric)	Bypass Diameter	Bypass Connection	Product Length (mm)	Product Weight (kg)
SMB6	6	6	5,5	2	H.T	M4	Ø 1mm	1/4" Coupling	104	0,16
SMB10	10	10	8,5	2	H.T	M6	Ø 2mm	1/4" Coupling	104	0,16
SMB12	12	12	11	2	H.T	M6	Ø 4mm	1/4" Coupling	104	0,16
SMB15	15	15	14	2	H.T	M6	Ø 4mm	1/4" Coupling	114	0,18
SMB20	20	20	19	2	H.T	M6	Ø 4mm	1/4" Coupling	114	0,21
SMB30	30	30	25	2	80	M10	Ø 5mm	1/4" Coupling	123	0,26
SMB38	38	38	32	2	100	M12	M8	1/4" Coupling	125	0,31
SMB50	50	50	45	2	150	M16	M8	1/4" Coupling	138	0,36
SMB60	60	60	55	2	150	M16	M10	1/4" Coupling	148	0,41
SMB75	75	75	70	2	150	M16	M10	1/4" Coupling	153	0,46
SMB100	100	100	95	1	150	M16	M10	1/4" Coupling	153	0,56
SMB125	125	125	120	1	150	M16	M10	1/4" Coupling	153	0,76
SMB150	150	150	146	1	200	M20	1/4"	1/4" Coupling	156	0,86
SMB200	200	200	194	0,5	200	M20	1/4"	1/4" Coupling	156	1,7
SMB250	250	250	245	0,5	220	M24	1/4"	1/4" Coupling	159	2,6
SMB300	300	300	295	0,5	220	M24	1/4"	1/4" Coupling	159	3,1

FABCOB® MECHANICAL PIPE PLUGS

development & engineering





SINGLE SIZE DOUBLE SEAL PLUG

Part Number	Nominal Size	Max_Pipe Ø Diameter (mm)	Product Ø Diameter (mm)	Back Pressure(bar)	Tightening Torque(N.m)	Thread Size(Metric)	Product Length (mm)	Product Weight (kg)
DM6	6	6	5,5	5	H.T	M4	72	0,16
DM10	10	10	8,5	5	H.T	M5	72	0,25
DM12	12	12	11	5	H.T	M5	72	0,28
DM15	15	15	14	5	H.T	M5	92	0,35
DM20	20	20	19	5	H.T	M5	92	0,45
DM30	30	30	25	5	80	M10	106	0,7
DM38	38	38	32	5	100	M12	108	0,9
DM50	50	50	45	5	150	M16	131	1,2
DM60	60	60	55	5	150	M16	151	1,4
DM75	75	75	70	5	150	M16	156	1,7
DM100	100	100	95	3	150	M16	156	2,2
DM125	125	125	120	3	150	M16	156	2,9
DM150	150	150	146	2	200	M20	159	3,5
DM200	200	200	194	2	200	M20	159	4,6
DM250	250	250	245	1	220	M24	162	6,5
DM300	300	300	295	1	220	M24	162	7,6

FABCOB® MECHANICAL PIPE PLUGS

development & engineering





SINGLE SIZE DOUBLE SEAL TEST PLUG

Part Number	Nominal Size	Max.Pipe Ø Diameter (mm)	Product Ø Diameter (mm)	Back Pressure (bar)	Tightening Torque (N.m)	Thread Size (Metric)	Bypass Diameter	Bypass Connection	Product Length (mm)	Product Weight (kg)
DMB6	6	6	5,5	5	H.T	M4	Ø 1mm	1/4" Coupling	122	0,22
DMB10	9	10	8,5	5	H.T	M6	Ø 2mm	1/4" Coupling	122	0,31
DMB12	12	12	11	5	H.T	M6	Ø 4mm	1/4" Coupling	122	0,34
DMB15	15	15	14	5	H.T	M6	Ø 4mm	1/4" Coupling	142	0,41
DMB20	20	20	19	5	H.T	M6	Ø 4mm	1/4" Coupling	142	0,51
DMB30	30	30	25	5	80	M10	Ø 5mm	1/4" Coupling	156	0,76
DMB38	38	38	32	5	100	M12	M8	1/4" Coupling	158	0,96
DMB50	50	50	45	5	150	M16	M8	1/4" Coupling	181	1,26
DMB60	60	60	55	5	150	M16	M10	1/4" Coupling	181	1,46
DMB75	75	75	70	5	150	M16	M10	1/4" Coupling	206	1,76
DMB100	100	100	95	3	150	M16	M10	1/4" Coupling	206	2,26
DMB125	125	125	120	3	150	M16	M10	1/4" Coupling	206	2,96
DMB150	150	150	146	2	200	M20	1/4"	1/4" Coupling	209	3,56
DMB200	200	200	194	2	200	M20	1/4"	1/4" Coupling	209	4,66
DMB250	250	250	245	1	220	M24	1/4"	1/4" Coupling	212	6,56
DMB300	300	300	295	1	220	M24	1/4"	1/4" Coupling	212	7,66

FABCOB® MECHANICAL PIPE PLUGS

development & engineering





ALUMINUM SINGLE SIZE MECHANICAL PIPE PLUG WITH SINGLE SEAL

Part Number	Nominal Size	Max.Pipe Ø Diameter (mm)	Product Ø Diameter (mm)	Back Pressure(bar)	Tightening Torque(N.m)	Thread Size(Metric)	Product Length (mm)	Product Weight (kg)
ASM6	6	6	5,5	2	H.T	M6	54	0,05
ASM10	10	10	8,5	2	H.T	M6	54	0,05
ASM12	12	12	11	2	H.T	M6	54	0,05
ASM15	15	15	14	2	H.T	M6	64	0,06
ASM20	20	20	19	2	H.T	M6	64	0,08
ASM30	30	30	25	2	80	M10	73	0,1
ASM38	38	38	32	2	100	M12	75	0,13
ASM50	50	50	45	2	150	M16	88	0,15
ASM60	60	60	55	2	150	M16	98	0,18
ASM75	75	75	70	2	150	M16	103	0,2
ASM100	100	100	95	1	150	M16	103	0,25
ASM125	125	125	120	1	150	M16	103	0,35
ASM150	150	150	146	1	200	M20	106	0,4
ASM200	200	200	194	0,5	200	M20	106	0,8
ASM250	250	250	245	0,5	220	M24	109	1,25
ASM300	300	300	295	0,5	220	M24	109	1,5
ASM350	350	350	345	0,3	220	M24	109	1,75
ASM400	400	400	395	0,3	220	M24	109	2

FABCOB® MECHANICAL PIPE PLUGS

development & engineering





ALUMINUM SINGLE SIZE MECHANICAL PIPE TEST PLUG WITH SINGLE SEAL

Part Number	Nominal Size	Max.Pipe Ø Diameter (mm)	Product Ø Diameter (mm)	Back Pressure (bar)	Tightening Torque(N.m)	Thread Size (Metric)	Bypass Diameter	Bypass Connection	Product Length (mm)	Product Weight (kg)
ASMB6	6	6	5,5	2	H.T	M4	Ø 1mm	1/4 " Coupling	104	0,12
ASMB10	10	10	8,5	2	H.T	M6	Ø 2mm	1/4 " Coupling	104	0,12
ASMB12	12	12	11	2	H.T	M6	Ø 4mm	1/4 " Coupling	104	0,12
ASMB15	15	15	14	2	H.T	M6	Ø 4mm	1/4 " Coupling	114	0,13
ASMB20	20	20	19	2	H.T	M6	Ø 4mm	1/4 " Coupling	114	0,15
ASMB30	30	30	25	2	80	M10	Ø 5mm	1/4 " Coupling	123	0,16
ASMB38	38	38	32	2	100	M12	M8	1/4 " Coupling	125	0,19
ASMB50	50	50	45	2	150	M16	M8	1/4 " Coupling	138	0,21
ASMB60	60	60	55	2	150	M16	M10	1/4 " Coupling	148	0,24
ASMB75	75	75	70	2	150	M16	M10	1/4 " Coupling	153	0,26
ASMB100	100	100	95	1	150	M16	M10	1/4 " Coupling	153	0,31
ASMB125	125	125	120	1	150	M16	M10	1/4 " Coupling	153	0,41
ASMB150	150	150	146	1	200	M20	1/4"	1/4 " Coupling	156	0,46
ASMB200	200	200	194	0,5	200	M20	1/4"	1/4 " Coupling	156	0,86
ASMB250	250	250	245	0,5	220	M24	1/4"	1/4 " Coupling	159	1,31
ASMB300	300	300	295	0,5	220	M24	1/4"	1/4 " Coupling	159	1,56
ASMB350	350	350	345	0,3	220	M24	1/4"	1/4 " Coupling	159	1,82
ASMB400	400	400	395	0,3	220	M24	1/4"	1/4 " Coupling	159	2,1

FABCOB® MECHANICAL PIPE PLUGS

development & engineering





SINGLE SIZE ALUMINUM DOUBLE SEAL PLUG

Part Number	Nominal Size	Max.Pipe Ø Diameter (mm)	Product Ø Diameter (mm)	Back Pressure(bar)	Tightening Torque(N.m)	Thread Size(Metric)	Product Length (mm)	Product Weight (kg)
ADM6	6	6	5,5	3	H.T	M4	82	0,08
ADM10	10	10	8,5	3	H.T	M6	82	0,12
ADM12	12	12	11	3	H.T	M6	82	0,14
ADM15	15	15	14	3	H.T	M6	102	0,18
ADM20	20	20	19	3	H.T	M6	102	0,23
ADM30	30	30	25	3	80	M10	120	0,4
ADM38	38	38	32	3	100	M12	124	0,5
ADM50	50	50	45	3	150	M16	150	0,6
ADM60	60	60	55	3	150	M16	170	0,7
ADM75	75	75	70	3	150	M16	175	0,9
ADM100	100	100	95	3	150	M16	175	1,1
ADM125	125	125	120	2	150	M16	175	1,5
ADM150	150	150	146	2	200	M20	181	1,8
ADM200	200	200	194	2	200	M20	181	2,3
ADM250	250	250	245	2	220	M24	187	3,25
ADM300	300	300	295	2	220	M24	187	3,8
ADM350	350	350	345	2	220	M24	187	4,5
ADM400	400	400	395	2	220	M24	187	5

FABCOB® MECHANICAL PIPE PLUGS

development & engineering





SINGLE SIZE ALUMINUM DOUBLE SEAL TEST PLUG

Part Number	Nominal Size	Max.Pipe Ø Diameter (mm)	Product Ø Diameter	Back Pressure (bar)	Product Length (mm)	Tightening Torque (N.m)	Thread Size (Metric)	Bypass Diameter	Bypass Diameter	Product Weight (kg)
ADMB6	6	6	5,5	3	132	H.T	M4	Ø 1mm	1/4" Coupling	0,14
ADMB10	9	9	8,5	3	132	H.T	M6	Ø 2mm	1/4" Coupling	0,18
ADMB12	12	12	11	3	132	H.T	M6	Ø 4mm	1/4" Coupling	0,2
ADMB15	15	15	14	3	152	H.T	M6	Ø 4mm	1/4" Coupling	0,24
ADMB20	20	20	19	3	152	H.T	M6	Ø 4mm	1/4" Coupling	0,29
ADMB30	30	30	25	3	170	80	M10	Ø 5mm	1/4" Coupling	0,46
ADMB38	38	38	32	3	174	100	M12	M8	1/4" Coupling	0,56
ADMB50	50	50	45	3	200	150	M16	M8	1/4" Coupling	0,66
ADMB60	60	60	55	3	220	150	M16	M10	1/4" Coupling	0,73
ADMB75	75	75	70	3	225	150	M16	M10	1/4" Coupling	0,96
ADMB100	100	100	95	3	225	150	M16	M10	1/4" Coupling	1,7
ADMB125	125	125	120	2	225	150	M16	M10	1/4" Coupling	1,56
ADMB150	150	150	146	2	231	200	M20	1/4"	1/4" Coupling	1,86
ADMB200	200	200	194	2	231	200	M20	1/4"	1/4" Coupling	2,36
ADMB250	250	250	245	2	237	220	M24	1/4"	1/4" Coupling	3,31
ADMB300	300	300	295	2	237	220	M24	1/4"	1/4" Coupling	3,86
ADMB350	350	350	345	2	237	220	M24	1/4"	1/4" Coupling	4,56
ADBM400	400	400	395	2	237	220	M24	1/4"	1/4" Coupling	5,1

FABCOB®

MECHANICAL PIPE PLUGS

development & engineering



ALU MECHANICAL SINGLE SIZE PIPE PLUG WITH HIGH TEST PRESSURE

Part number	Nominal size(mm)	Product Diameter(mm)	Max. Pipe Dia.(mm)	Max. Backpressure(bar)	Bypass Dia. (inch)	Product weight (kg)
AHPB2001	200	190	200	6	1/2"	3,8
AHPB2501	250	240	250	6	1/2"	4,5
AHPB3001	300	290	300	6	1/2"	6,8
AHPB3501	350	340	350	6	1/2"	8
AHPB4001	400	390	400	6	1/2"	10
AHPB4501	450	440	450	6	1/2"	12
AHPB5001	500	490	500	4	1/2"	14
AHPB5501	550	540	550	4	1/2"	16
AHPB6001	600	590	600	4	1/2"	19
AHPB6501	650	640	650	4	1/2"	20,7
AHPB7001	700	690	700	4	1/2"	22,3
AHPB7501	750	740	750	4	1/2"	25
AHPB8001	800	790	800	4	1/2"	27
AHPB8501	850	840	850	4	1/2"	29

FABCOB® MECHANICAL PIPE PLUGS

development & engineering



ALU MECHANICAL SINGLE SIZE PIPE PLUG WITH HIGH TEST PRESSURE WITH SIDEBOLT

Part number	Nominal size(mm)	Product Diameter(mm)	Max. Pipe Dia.(mm)	Max. Backpressure(bar)	Bypass Dia. (inch)	Product Weight (kg)
AHPB2002	200	190	206	8	1/2"	5,7
AHPB2502	250	240	257	8	1/2"	6,8
AHPB3002	300	290	310	8	1/2"	10,2
AHPB3502	350	340	360	8	1/2"	12
AHPB4002	400	390	412	8	1/2"	15
AHPB4502	450	440	460	8	1/2"	18
AHPB5002	500	490	508	6	1/2"	21
AHPB5502	550	540	560	6	1/2"	24
AHPB6002	600	590	610	6	1/2"	29
AHPB6502	650	640	660	6	1/2"	31
AHPB7002	700	690	710	6	1/2"	34
AHPB7502	750	740	760	6	1/2"	38
AHPB8002	800	790	810	6	1/2"	41
AHPB8502	850	840	860	6	1/2"	44

FABCOB® MECHANICAL PIPE PLUGS

development & engineering





ZINC PLATED STEEL TEST PLUG

Part Number	Nominal Size	Max.Pipe Ø Diameter (mm)	Product Ø Diameter (mm)	Tightening Torque	Bypass Diameter (inch)	Product Length (mm)	Product Weight (kg)
ZPSTP40	1 1/2"	40	30	H.T.	1/2"	35	0,2
ZPSTP50	2"	50	40	H.T.	1/2"	40	0,3
ZPSTP65	2 1/2"	65	55	H.T.	1/2"	40	0,5
ZPSTP75	3"	75	65	H.T.	1/2"	50	0,7
ZPSTP90	3 1/2"	90	80	H.T.	1/2"	50	0,72
ZPSTP100	4"	100	90	H.T.	1/2"	50	0,75
ZPSTP115	4 1/2"	115	105	H.T.	1/2"	50	0,8
ZPSTP125	5"	125	115	H.T.	1/2"	50	0,85
ZPSTP150	6"	150	140	H.T.	1/2"	50	0,9
ZPSTP175	7"	175	170	H.T.	1"	50	1,2
ZPSTP200	8"	200	190	H.T.	1"	50	1,7
ZPSTP225	9"	225	215	H.T.	1"	50	2
ZPSTP250	10"	250	240	H.T.	1"	50	2,3
ZPSTP300	12"	300	290	H.T.	1"	50	3,1
ZPSTP350	14"	350	340	H.T.	1"	50	3,8
ZPSTP400	16"	400	385	H.T.	1"	70	4,9
ZPSTP450	18"	450	440	H.T.	1"	70	6,5
ZPSTP500	20"	500	490	H.T.	1"	70	7,6

FABCOB® PACKERS

development & engineering



MULTI SIZE LATERAL PACKER

Part Number	Nominal Size	Product Diameter Ø (mm)	Rubber Body Length (mm)	Product Total Length (mm)	Required Inflation Pressure (Bar)	Repair Length (mm) (at min.Dia.Ø)	Repair Length (mm) (at max.Dia.Ø)	Product Weight (kg/m)
LP2535	25-35	18	R + 200	R + 290	3	R + 100	R	0,4
LP3550	35-50	25	R + 220	R + 300	3	R + 140	R	0,5
LP5070	50-70	32	R + 240	R + 315	3	R + 160	R	0,6
LP70100	70-100	51	R + 300	R + 385	3,5	R + 150	R	1,2
LP80125	80-125	51	R + 320	R + 405	3,5	R + 160	R	1,3
LP80150	80-150	60	R + 300	R + 390	3,5	R + 120	R	1,7
LP100150	100-150	60	R + 300	R + 390	3	R + 160	R	1,7
LP150200	150-200	80	R + 380	R + 495	2,5	R + 220	R	2,5
LP150250	150-250	116	R + 360	R + 470	2	R + 200	R	6
LP200300	200-300	140	R + 470	R + 610	2	R + 270	R	12,5
LP300400	300-400	215	R + 530	R + 730	1,5	R + 330	R	15,4
LP300450	300-450	215	R + 630	R + 830	1,5	R + 330	R	16,5
LP400500	400-500	360	R + 480	R + 750	1	R + 240	R	23
LP400600	400-600	360	R + 660	R + 930	1	R + 240	R	31
LP600800	600-800	455	R + 760	R + 1030	1	R + 380	R	36
LP8001000	800-1000	555	R + 860	R + 1130	1	R + 400	R	53
LP8001200	800-1200	555	R +1280	R + 1550	1	R + 400	R	60



FABCOB® PACKERS

development & engineering



MULTI SIZE FLEXIBLE PACKER WITH BYPASS AND WHEELS

Part Number	Nominal Size	Product Diameter Ø (mm)	Rubber Body Length (mm)	Product Total Length (mm)	Required Inflation Pressure (Bar)	Repair Length (mm) (at min.Dia.Ø)	Repair Length (mm) (at max.Dia.Ø)	Bypass Dia. (inch)	Product Weight (kg/m)
FRP100150	100-150	60	R + 300	R + 500	3	R + 160	N/A	1/2	2,5
FRP150250	150-250	116	R + 360	R + 610	2	R + 200	R	2"	8
FRP200300	200-300	140	R + 470	R + 740	2	R + 270	R	2"	14
FRP300400	300-400	215	R + 530	R + 800	1,5	R + 330	R	2,5"	22
FRP300450	300-450	215	R + 630	R + 900	1,5	R + 330	R	2,5"	22
FRP400500	400-500	360	R + 480	R + 750	1	R + 240	R	3"	26
FRP400600	400-600	360	R + 660	R + 930	1	R + 240	R	3"	35
FRP600800	600-800	455	R + 760	R + 1030	1	R + 380	R	3"	46
FRP8001000	800-1000	555	R + 860	R + 1130	1	R + 400	R	3"	60
FRP8001200	800-1200	555	R +1280	R + 1550	1	R + 400	R	3"	64

FABCOB® PACKERS

development & engineering



- *Easy Access Through Corners*
- *Conical Tail and Head Style*
- *Increased Elasticity*
- *Increased Repair Length*

MULTI SIZE BENDY PACKER

Part Number	Nominal Size	Product Diameter Ø (mm)	Product total Length (mm)	Product Rubber Length (mm)	Working Pressure (Bar)	Repair Length at Max.Dia.(mm)	Product Weight (kg)
BP3050	30-50	24	1350	1250	3	1110	0,3
BP50	50	38	1350	1250	3	930	0,6
BP5070	50-70	35	1350	1250	3	930	0,6
BP70	70	45	1350	1250	3	930	1
BP7080	70-80	45	1350	1250	3	930	1
BP70100	70-100	55	1350	1250	3	930	1,6
BP100	100	55	1350	1250	3	930	1,9
BP100125	100-125	55	1350	1250	3	930	2,1
BP125150	125-150	74	1350	1250	3	930	2,4
BP150	150	74	1350	1250	3	930	2,4
BP150165	150-165	74	1350	1250	3	930	4
BP200	200	90	1400	1250	2,5	930	9,5
BP170220	170-220	90	1400	1250	2,5	930	9,5
BP250	250	116	1400	1250	2	930	14
BP225250	225-250	116	1400	1250	2	930	14
BP250300	250-300	140	1500	1250	2	930	18
BP300	300	140	1600	1250	1,5	930	20

FABCOB® PACKERS

development & engineering



MOLDED CONICAL HEAD

SUPERIOR EXPANSION RANGE



This packer stands out with its great expansion capability compared to normal packers.
Same product can be used in wide range of different pipe sizes.

CONICAL MULTI SIZE EXTENDED RANGE PACKER

Part Number	Nominal Size	Product Diameter Ø (mm)	Required Inflation Pressure (Bar)	Rubber Body Length (mm)	Product Length (mm)	Repair length at Min.Dia Ø (mm)	Repair length at Max.Dia Ø (mm)	Product Weight (kg/m)
KLP3570	35-70	28	4	R + 200	R + 340	R + 60	R	0,4
KLP40100	40-100	35	4	R + 210	R + 355	R + 70	R	0,6
KLP50150	50-150	45	4	R + 290	R + 460	R + 80	R	0,7
KLP70200	70-200	58	3,5	R + 380	R + 580	R + 100	R	1,5
KLP100200	100-200	75	3	R + 360	R + 590	R + 140	R	2,5
KLP100250	100-250	75	3	R + 430	R + 660	R + 140	R	3,5
KLP125300	125-300	90	2	R + 430	R + 730	R + 200	R	8
KLP150400	150-400	125	2	R + 620	R + 900	R + 220	R	11
KLP200500	200-500	195	2	R + 700	R + 980	R + 220	R	12
KLP300800	300-800	275	2	R + 1200	R + 1580	R + 220	R	35
KLP4001000	400-1000	350	1,5	R + 1400	R + 1780	R + 240	R	45

FABCOB® PACKERS

development & engineering



- *Easy Access Through Corners*
- *Conical Rubber Head*
- *More Expansion Range Than Standard Packers*

CONICAL MULTI SIZE EXTENDED RANGE BENDY PACKER

Part Number	Nominal Size	Product Diameter Ø (mm)	Product total Length (mm)	Working Pressure (Bar)	Repair Length at Max.Dia.(mm)	Product Weight (kg)
KBP3050	30-50	24	1450	3	1000	0,3
KBP70100	70-100	51	1470	3	1000	1,6
KBP100	100	51	1500	3	1000	2,1
KBP100125	100-125	60	1500	3	1000	2,1
KBP100150	100-150	80	1540	3	1000	2,4
KBP125150	125-150	80	1540	3	1000	2,4
KBP150	150	80	1540	3	1000	2,4
KBP150200	150-200	116	1560	3	1000	9,5
KBP200	200	116	1560	3	1000	9,5
KBP200300	200-300	140	1600	2,5	1000	18
KBP300400	300-400	220	1620	2	1000	23

FABCOB® PACKERS

development & engineering







CORNER PACKER

Part Number	Nominal Size	Product Diameter Ø (mm)	Rubber Body Length (mm)	Product Total Length (mm)	Required Inflation Pressure (Bar)	Repair Length (mm) (at min.Dia.Ø)	Repair Length (mm) (at max.Dia.Ø)	Product Weight (kg)
KP3550-03	35-50	25	325	385	3	215	135	0,2
KP3550-06	35-50	25	625	685	3	515	435	0,3
KP3550-10	35-50	25	1025	1085	3	915	835	0,5
KP3550-15	35-50	25	1525	1585	3	1415	1335	0,7
KP5075-06	50-70	32	630	700	3	490	420	0,4
KP5075-10	50-70	32	1030	1100	3	890	830	0,6
KP5075-15	50-70	32	1530	1600	3	1390	1330	0,9
KP70100-06	70-100	51	635	720	3,5	480	370	0,7
KP70100-10	70-100	51	1035	1120	3,5	880	770	1,2
KP70100-15	70-100	51	1535	1620	3,5	1380	1270	1,8
KP100150-06	100-150	60	635	720	3	475	370	1
KP100150-10	100-150	60	1035	1120	3	875	770	1,7
KP100150-15	100-150	60	1535	1620	3	1375	1270	2,5
KP150200-06	150-200	80	645	750	2,5	430	310	1,5
KP150200-10	150-200	80	1045	1150	2,5	830	710	2,5
KP150200-15	150-200	80	1545	1650	2,5	1330	1210	3,8

FABCOB® PACKERS

development & engineering



M6 Stainless Connection

TOP HAT PACKER WITH BYPASS AND WHEELS

Part Number	Nominal Size	Product Diameter Ø (mm)	Rubber Body Length (mm)	Required Inflation Pressure (Bar)	Bypass Dia. Ø	Product Weight (kg/m)
HTPF70100	70-100	51	1000	3,5	m8	1,2
HTPf100150	100-150	70	1000	3	1/4"	2,4
HTPF170225	170-225	116	1000	2,5	1"	8
HTPF250300	250-300	140	1000	2	2"	14
HTPF300350	300-350	215	1000	1,5	3"	22
HTPF400450	400-450	360	1000	1	3"	35
HTPF500550	500-550	360	1000	1	3"	35
HTPF600650	600-650	455	1000	1	4"	46

FABCOB® PACKERS

development & engineering





TOP HAT RUBBER BLADDER

Part Number	Nominal Size	Product Diameter Ø (mm)	Rubber Body Length (mm)	Required Inflation Pressure (Bar/Psi)	Top Hat Connection
HAT1001	100	49	131	2,2 / 32	M6
HAT1002	100	77	305	2,2 / 32	M6
HAT1501	150	77	131	1,5 / 22	M6
HAT1502	150	100	305	1,5 / 22	M6
HAT200	200	130	305	1,5 / 22	M6

FABCOB® PACKERS

development & engineering



Quick Inflation and Deflation



PILLOW PACKER

Part Number	Nominal Size	Min. Pipe Dia. Ø (mm)	Max. Pipe Dia. Ø (mm)	Product Width (mm)	Product Length (mm)	Required Inflation Pressure (Bar)	Type of Quick Inflation	Repair Length at Max.Dia. (mm)	Product Weight (kg)
PP200400-22	200-400	200	400	210	2200	1	1/4" quick coup.+1" Storz	1000	32
PP300600-25	300-600	300	600	400	2500	1	1/4" quick coup.+1" Storz	1000	32,5
PP375600-25	375-600	375	600	460	2500	1	1/4" quick coup.+1" Storz	1000	22
PP600900-25	600-900	600	900	920	2500	1	1/4" quick coup.+1" Storz	1000	36
PP6001000-29	600-1000	600	1000	920	2900	1	1/4" quick coup.+1" Storz	1000	40
PP8001200-29	800-1200	800	1200	1225	2900	1	1/4" quick coup.+1" Storz	1000	61
PP10001400-30	1000-1400	1000	1400	1500	3000	0,7	1/4" quick coup.+1" Storz	1000	65
PP12001600-34	1200-1600	1200	1600	1650	3400	0,7	1/4" quick coup.+1" Storz	1000	85
PP14001800-34	1400-1800	1400	1800	1900	3400	0,5	1/4" quick coup.+1" Storz	1000	95
PP15002000-42	1500-2000	1500	2000	1900	4200	0,5	1/4" quick coup.+1" Storz	1000	119
PP18002200-51	1800-2200	1800	2200	1900	5100	0,5	1/4" quick coup.+1" Storz	1000	144
PP22002400-51	2200-2400	2200	2400	2400	5100	0,5	1/4" quick coup.+1" Storz	1000	172





FABCOB® PACKERS

development & engineering





PILLOW PACKER WITH FLOWTHROUGH

Part Number	Nominal Size	Min. Pipe Dia. ø (mm)	Max. Pipe Dia. ø (mm)	Product Width (mm)	Product Length (mm)	Required Inflation Pressure (Bar)	Flowthrough Hose Diameter (mm)	Type of Quick Inflation	Repair Length at Max.Dia. (mm)	Product Weight (kg)
PPFT200400-22	200-400	200	400	210	2200	1	60	1/4" quick coup.+ 1" Storz	1000	17
PPFT300600-25	300-600	300	600	400	2500	1	90	1/4" quick coup.+ 1" Storz	1000	21,5
PPFT375600-25	375-600	375	600	460	2500	1	90	1/4" quick coup.+ 1" Storz	1000	31
PPFT600900-25	600-900	600	900	920	2500	1	135	1/4" quick coup.+ 1" Storz	1000	50
PPFT60001000-29	600-1000	600	1000	920	2900	1	135	1/4" quick coup.+ 1" Storz	1000	54
PPFT80001200-29	800-1200	800	1200	1225	2900	1	290	1/4" quick coup.+ 1" Storz	1000	81
PPFT100001400-30	1000-1400	1000	1400	1500	3000	0,7	290	1/4" quick coup.+ 1" Storz	1000	85
PPFT120001600-34	1200-1600	1200	1600	1650	3400	0,7	290	1/4" quick coup.+ 1" Storz	1000	105
PPFT140001800-34	1400-1800	1400	1800	1900	3400	0,5	290	1/4" quick coup.+ 1" Storz	1000	115
PPFT150002000-42	1500-2000	1500	2000	1900	4200	0,5	290	1/4" quick coup.+ 1" Storz	1000	139
PPFT180002200-51	1800-2200	1800	2200	1900	5100	0,5	290	1/4" quick coup.+ 1" Storz	1000	164
PPFT220002400-51	2200-2400	2200	2400	2400	5100	0,5	290	1/4" quick coup.+ 1" Storz	1000	184

FABCOB® LIFTING & RECOVERY TECHNIQUES

development & engineering

Produced with 4 times safety



Staubli Air Connections

LIFTING BAG / 8 BAR (116 psi)

PRODUCT CODE	DIMENSIONS			MAX. LIFTING CAPACITY (ton/US ton)	MAX.LIFTING HEIGHT (cm/inch)	WORKING PRESSURE (bar/psi)	WEIGHT (kg/lbs)	AIR VOLUME (liter/ft³)
	LENGTH (cm/inch)	WIDTH (cm/inch)	THICKNESS (mm/inch)					
LB0115	14/5,5	14/5,5	23/0,9	1,15/1,26	7,5/3	8/116	0,4/0,9	2,9/0,1
LB0350	20/8	26/10	23/0,9	3,5/3,85	10/4	8/116	1/2,2	15,5/0,5
LB0620	30/12	30/12	23/0,9	6,2/6,83	17/6,7	8/116	2/4,4	40/1,4
LB1030	38/15	38/15	23/0,9	10,3/11,35	21/8,3	8/116	3,8/8,4	85/3
LB1300	60/24	30/12	25/1	13/14,33	17/6,7	8/116	4/8,8	115/4
LB1840	50/20	50/20	25/1	18,4/20,28	29/11,5	8/116	6,4/14	248/8,7
LB2430	100/40	33/13	25/1	24,3/26,78	20/8	8/116	9,1/20	215/7,6
LB2700	60/24	60/24	25/1	27/29,76	36/14	8/116	9,8/21,6	380/13,4
LB3700	70/28	70/28	25/1	37/40,78	42/16,5	8/116	13,5/29,8	660/23,3
LB4870	80/32	80/32	25/1	48,7/53,68	47/18,5	8/116	17,8/39,3	945/33,4
LB6200	90/36	90/36	25/1	62/68,34	50/20	8/116	21/46,3	1450/51,2
LB7600	100/40	100/40	25/1	76,8/84,65	59/23,2	8/116	24,5/54	1580/55,8

FABCOB® LIFTING & RECOVERY TECHNIQUES

development & engineering

Produced with 4 times safety



Staubli Air Connections

LIFTING BAG / 12 BAR (174 psi)

PRODUCT CODE	DIMENSIONS			MAX. LIFTING CAPACITY (ton/US ton)	MAX.LIFTING HEIGHT (cm / inch)	WORKING PRESSURE (bar/psi)	WEIGHT (kg/lbs)	AIR VOLUME (liter/ft³)
	LENGTH (cm/inch)	WIDTH (cm/inch)	THICKNESS (mm/inch)					
LB0170	14/5,5	14/5,5	23/0,9	1,7/1,87	7,5/3	12/174	0,4/0,9	2,9/0,1
LB0520	20/8	26/10	23/0,9	5,2/5,73	10/4	12/174	1/2,2	15,5/0,5
LB0940	30/12	30/12	23/0,9	9,4/10,36	17/6,7	12/174	2/4,4	40/1,4
LB1550	38/15	38/15	23/0,9	15,5/17	21/8,3	12/174	3,8/8,4	85/3
LB1940	60/24	30/12	25/1	19,4/21,38	17/6,7	12/174	4/8,8	115/4
LB2760	50/20	50/20	25/1	27,6/30,42	29/11,5	12/174	6,4/14	248/8,7
LB3640	100/40	33/13	25/1	36,4/40,12	20/8	12/174	9,1/20	215/7,6
LB4030	60/24	60/24	25/1	40,3/44,42	36/14	12/174	9,8/21,6	380/13,4
LB5540	70/28	70/28	25/1	55,4/61	42/16,5	12/174	13,5/29,8	660/23,3
LB7300	80/32	80/32	25/1	73/80,46	47/18,5	12/174	17,8/39,3	945/33,4
LB9300	90/36	90/36	25/1	93/102,51	50/20	12/174	21/46,3	1450/51,2
LB1150	100/40	100/40	25/1	115/126,76	59/23,2	12/174	24,5/54	1580/55,8

FABCOB® LIFTING & RECOVERY TECHNIQUES

development & engineering

Produced with 4 times safety



Staubli Air Connections

HIGH PRESSURE LIFTING BAG / 15 BAR (218 psi)

PRODUCT CODE	DIMENSIONS			MAX. LIFTING CAPACITY (ton/US ton)	MAX.LIFTING HEIGHT (cm / inch)	WORKING PRESSURE (bar/psi)	WEIGHT (kg/lbs)	AIR VOLUME (liter/ft³)
	LENGTH (cm/inch)	WIDTH (cm/inch)	THICKNESS (mm/inch)					
HPLB0250	14/5,5	14/5,5	23/0,9	2,5/2,75	7,5/3	15/218	0,4/0,9	2,9/0,1
HPLB0650	20/8	26/10	23/0,9	6,5/7,2	10/4	15/218	1/2,2	15,5/0,5
HPLB1170	30/12	30/12	23/0,9	11,7/13	17/6,7	15/218	2/4,4	40/1,4
HPLB1940	38/15	38/15	23/0,9	19,4/21,4	21/8,3	15/218	3,8/8,4	85/3
HPLB2420	60/24	30/12	25/1	24,2/26,7	17/6,7	15/218	4/8,8	115/4
HPLB3450	50/20	50/20	25/1	34,5/38	29/11,5	15/218	6,4/14	248/8,7
HPLB4550	100/40	33/13	25/1	45,5/50,2	20/8	15/218	9,1/20	215/7,6
HPLB5040	60/24	60/24	25/1	50,4/55,5	36/14	15/218	9,8/21,6	380/13,4
HPLB6920	70/28	70/28	27/1,1	69,2/76,3	42/16,5	15/218	13,5/29,8	660/23,3
HPLB9130	80/32	80/32	27/1,1	91,3/100,6	47/18,5	15/218	17,8/39,3	945/33,4

FABCOB®

LIFTING & RECOVERY TECHNIQUES

development & engineering



Produced with 4 times safety



Staubli Air Connections

FLAT TYPE LIFTING BAG / 8 BAR (116 psi)

PRODUCT CODE	DIMENSIONS			MAX. LIFTING CAPACITY (ton/US ton)	LIFTING CAPACITY AT MAX. LIFTING HEIGHT (ton/US ton)	MAX.LIFTING HEIGHT (cm / inch)	WORKING PRESSURE (bar/psi)	WEIGHT (kg/lbs)	AIR VOLUME (liter/ft³)
	LENGTH (cm/inch)	WIDTH (cm/inch)	THICKNESS (mm/inch)						
FLB1840	50/20	50/20	25/1	18,4/20,3	6/6,6	17/6,7	8/116	6,4/14,1	186/6,5
FLB2700	60/24	60/24	25/1	27/29,8	9,2/10,1	17/6,7	8/116	9,8/21,6	320/11,3
FLB3700	70/28	70/28	25/1	37/40,8	16,2/17,9	17/6,7	8/116	13,5/29,7	396/14
FLB4870	80/32	80/32	25/1	48,7/53,7	20/22	17/6,7	8/116	17,8/39,2	530/18,7
FLB6200	90/36	90/36	25/1	62/68,4	32,8/36,2	17/6,7	8/116	21/46,3	800/28,2
FLB7600	100/40	100/40	25/1	76,8/84,7	40/44	17/6,7	8/116	24,5/54	870/30,7

FABCOB® LIFTING & RECOVERY TECHNIQUES

development & engineering

Produced with 4 times safety





Staubli Air Connections

FLAT TYPE LIFTING BAG / 12 BAR (174 psi)

PRODUCT CODE	DIMENSIONS			MAX. LIFTING CAPACITY (ton/US ton)	LIFTING CAPACITY AT MAX. LIFTING HEIGHT (ton/US ton)	MAX.LIFTING HEIGHT (cm / inch)	WORKING PRESSURE (bar/psi)	WEIGHT (kg/lbs)	AIR VOLUME (liter/ft³)
	LENGTH (cm/inch)	WIDTH (cm/inch)	THICKNESS (mm/inch)						
FLB2760	50/20	50/20	25/1	27,6/30,4	9/9,9	17/6,7	12/174	6,4/14,1	186/6,5
FLB4030	60/24	60/24	25/1	40,3/44,4	13,8/15,2	17/6,7	12/174	9,8/21,6	320/11,3
FLB5540	70/28	70/28	25/1	55,4/61	24/26,5	17/6,7	12/174	13,5/29,7	396/14
FLB7300	80/32	80/32	25/1	73/80,5	30/33	17/6,7	12/174	17,8/39,2	530/18,7
FLB9300	90/36	90/36	25/1	93/102,5	49/54	17/6,7	12/174	21/46,3	800/28,2
FLB1150	100/40	100/40	25/1	115/126,8	60/66	17/6,7	12/174	24,5/54	870/30,7

FABCOB®

LIFTING & RECOVERY TECHNIQUES

development & engineering





Staubli Air Connections

Rounded Thread Connection

CONNECTABLE HEAVY LIFTER / 12 BAR(174psi)

PRODUCT CODE	DIAMETER (cm/inch)	MAX. LIFTING CAPACITY at MAX. CONTACT (ton/US ton)	END LIFTING CAPACITY (ton/US ton)	MAX. LIFTING HEIGHT (cm/inch)	INSERTION HEIGHT (mm/inch)	WORKING PRESSURE (bar/psi)	WEIGHT (kg/lbs)	AIR VOLUME (liter/ft³)
HL565-12	56,5/22,2	30/33	7/7,7	27,5/10,8	70/2,7	12/174	12/26,5	33/1,16
HL890-12	89/35	75/82,7	12/13,2	43,5/17,1	70/2,7	12/174	20/44	126,9/4,48
HL1350-12	135/53	172/189,6	15/16,5	69/27	115/4,5	12/174	56/123,5	505/17,83

FABCOB®

LIFTING & RECOVERY TECHNIQUES

development & engineering



Produced with 4 times safety



Staubli Air Connections



Rounded Thread Connection

CONNECTABLE HEAVY LIFTER / 12 BAR(174psi)

PRODUCT CODE	DIAMETER (cm/inch)	MAX. LIFTING CAPACITY at MAX. CONTACT (ton/US ton)	END LIFTING CAPACITY (ton/US ton)	MAX. LIFTING HEIGHT (cm/inch)	INSERTION HEIGHT (mm/inch)	WORKING PRESSURE (bar/psi)	WEIGHT (kg/lbs)	AIR VOLUME (liter/ft³)
RHL440-12	53/20,8	26/28,6	6,5/7,2	27/10,6	36/1,4	12/174	9/19,8	33/1,16
RHL670-12	89/35	75/82,6	10/11	43,5/17,1	40/1,6	12/174	15/33	113/4

FABCOB®

LIFTING & RECOVERY TECHNIQUES

development & engineering



Produced with 4 times safety



Staubli Air Connections



Rounded Thread Connection

CONNECTABLE HEAVY LIFTER / 15 BAR(217,5psi)

PRODUCT CODE	DIAMETER (cm/inch)	MAX. LIFTING CAPACITY at MAX. CONTACT (ton/US ton)	END LIFTING CAPACITY (ton/US ton)	MAX. LIFTING HEIGHT (cm/inch)	INSERTION HEIGHT (mm/inch)	WORKING PRESSURE (bar/psi)	WEIGHT (kg/lbs)	AIR VOLUME (liter/ft³)
RHLS3S-15	62/24	45/49	8,5/9,3	33/13	60/2,4	15/217,5	8/17,6	33/1,16

FABCOB®

LIFTING & RECOVERY TECHNIQUES

development & engineering





CE

Staubli Air Connections

PNEUMATIC VEHICLE LIFTING BAG

PRODUCT CODE	DIMENSIONS		MAX. LIFTING CAPACITY (ton)	MAX.LIFTING HEIGHT (cm)	INSERTION HEIGHT (mm)	WORKING PRESSURE (bar/psi)
	DIAMETER (cm)	THICKNESS (mm)				
HAKY70070005	70	90	1,1	55	90	0,5/7,3
HAKY70070020	70	110	4,4	55	110	2/29

FABCOB® SEALING BAGS

development & engineering



Staubli Air Connections

LEAK SEALING BAG

Part Number	Product Width (mm/inch)	Product Length (mm/inch)	Thickness (mm/inch)	Max.Working Pressure (bar/psi)	Product Weight (kg/lbs)
LB300600Z515	300/11,8	600/24	25/1	1,5/22	1,4/3
LB300600Z560	300/11,8	600/24	25/1	6/87	5,9/13



FABCOB® VALVE

development & engineering





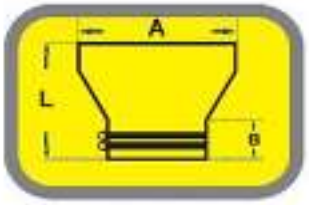

Low Headloss and High Backpressure

CLAMPED DUCKBILL CHECK VALVE

Part Number	Nominal Pipe Size (mm)	Length (L) (mm)	Height (A) (mm)	Clamp Length (B) (mm)	Max. Back Pressure (m/bar)	Clamp Material	App.Weight (kgs.)
KDBV100	100	288	171	76	8 / 0,8	SS 304 or SS316	2,1
KDBV150	150	388	242	102	8 / 0,8	SS 304 or SS316	3,9
KDBV200	200	458	313	102	8 / 0,8	SS 304 or SS316	8,2
KDBV250	250	526	383	102	8 / 0,8	SS 304 or SS316	11,5
KDBV300	300	604	464	152	8 / 0,8	SS 304 or SS316	22
KDBV350	350	680	545	152	8 / 0,8	SS 304 or SS316	33
KDBV400	400	717	615	152	8 / 0,8	SS 304 or SS316	40,3
KDBV450	450	788	686	152	8 / 0,8	SS 304 or SS316	48,5
KDBV500	500	910	777	200	8 / 0,8	SS 304 or SS316	68,2
KDBV600	600	1051	918	200	8 / 0,8	SS 304 or SS316	101,5
KDBV700	700	1192	1069	203	8 / 0,8	SS 304 or SS316	139,3
KDBV750	750	1314	1140	254	8 / 0,8	SS 304 or SS316	170
KDBV800	800	1384	1220	254	8 / 0,8	SS 304 or SS316	202
KDBV900	900	1526	1372	254	8 / 0,8	SS 304 or SS316	301
KDBV1000	1000	1567	1533	254	8 / 0,8	SS 304 or SS316	391,5
KDBV1050	1050	1789	1624	305	8 / 0,8	SS 304 or SS316	511
KDBV1200	1200	2001	1836	305	8 / 0,8	SS 304 or SS316	669,2

* Depending on the area of the application, this product can be produced with different dimensions and hydrostatic pressure.

FABCOB® VALVE

development & engineering





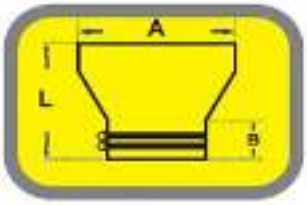

Low Headloss and High Backpressure

CLAMPED CURVED DUCKBILL CHECK VALVE

Part Number	Nominal Pipe Size (mm)	Length (L) (mm)	Height (A) (mm)	Clamp Length (B) (mm)	Max. Back Pressure (m/bar)	Clamp Material	App.Weight (kgs.)
KDBVC100	100	308	171	76	8 / 0,8	SS 304 or SS316	2,1
KDBVC150	150	408	242	102	8 / 0,8	SS 304 or SS316	3,9
KDBVC200	200	478	313	102	8 / 0,8	SS 304 or SS316	8,2
KDBVC250	250	546	383	102	8 / 0,8	SS 304 or SS316	11,5
KDBVC300	300	624	464	152	8 / 0,8	SS 304 or SS316	22
KDBVC350	350	700	545	152	8 / 0,8	SS 304 or SS316	33
KDBVC400	400	737	615	152	8 / 0,8	SS 304 or SS316	40,3
KDBVC450	450	808	686	152	8 / 0,8	SS 304 or SS316	48,5
KDBVC500	500	930	777	200	8 / 0,8	SS 304 or SS316	68,2
KDBVC600	600	1071	918	200	8 / 0,8	SS 304 or SS316	101,5
KDBVC700	700	1212	1069	203	8 / 0,8	SS 304 or SS316	139,3
KDBVC750	750	1334	1140	254	8 / 0,8	SS 304 or SS316	170
KDBVC800	800	1404	1220	254	8 / 0,8	SS 304 or SS316	202
KDBVC900	900	1546	1372	254	8 / 0,8	SS 304 or SS316	301
KDBVC1000	1000	1587	1533	254	8 / 0,8	SS 304 or SS316	391,5
KDBVC1050	1050	1809	1624	305	8 / 0,8	SS 304 or SS316	511
KDBVC1200	1200	2021	1836	305	8 / 0,8	SS 304 or SS316	669,2

* Depending on the area of the application, this product can be produced with different dimensions and hydrostatic pressure.

FABCOB® VALVE

development & engineering





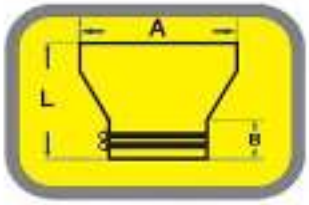

Low Headloss and High Backpressure

FLANGED DUCKBILL CHECK VALVE

Part Number	Nominal Pipe Size (mm)	Length (L) (mm)	Height (A) (mm)	Max. Back Pressure (m/bar)	Flange Dimensions EN1092-1 PN16					Flange Material	App. Weight (kgs.)
					Flange O.D (mm)	Bolt Circle (mm)	Bolt Size	No.of Holes	Hole Dia. (mm)		
FDBV100	100	242	171	8 / 0,8	220	180	M16	8	18	SS 304 or SS316	3,5
FDBV150	150	316	242	8 / 0,8	285	240	M20	8	22	SS 304 or SS316	6,1
FDBV200	200	386	313	8 / 0,8	340	295	M24	12	22	SS 304 or SS316	11,2
FDBV250	250	464	383	8 / 0,8	405	355	M24	12	26	SS 304 or SS316	16
FDBV300	300	492	464	8 / 0,8	460	410	M24	12	26	SS 304 or SS316	27,9
FDBV350	350	588	545	8 / 0,8	520	470	M24	16	26	SS 304 or SS316	41,8
FDBV400	400	625	615	8 / 0,8	580	525	M27	16	30	SS 304 or SS316	51,6
FDBV450	450	696	686	8 / 0,8	640	585	M27	20	30	SS 304 or SS316	63,2
FDBV500	500	767	777	8 / 0,8	715	650	M30	20	33	SS 304 or SS316	88,6
FDBV600	600	908	918	8 / 0,8	840	770	M33	20	36	SS 304 or SS316	133,8
FDBV700	700	1068	1069	8 / 0,8	910	840	M33	24	36	SS 304 or SS316	174
FDBV750	750	1140	1140	8 / 0,8	967	895	M36	24	39	SS 304 or SS316	207
FDBV800	800	1230	1220	8 / 0,8	1025	950	M36	24	39	SS 304 or SS316	252
FDBV900	900	1372	1372	8 / 0,8	1125	1050	M36	28	39	SS 304 or SS316	362,5
FDBV1000	1000	1413	1533	8 / 0,8	1255	1170	M39	28	42	SS 304 or SS316	477,5
FDBV1050	1050	1584	1624	8 / 0,8	1255	1170	M39	28	42	SS 304 or SS316	597,2
FDBV1200	1200	1796	1836	8 / 0,8	1485	1390	M45	32	48	SS 304 or SS316	767

* Depending on the area of the application, this product can be produced with different dimensions and hydrostatic pressure.

FABCOB® VALVE

development & engineering





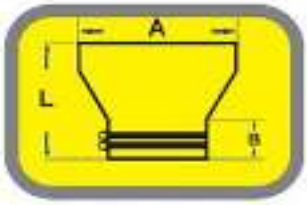

Low Headloss and High Backpressure

FLANGED CURVED DUCKBILL CHECK VALVE

Part Number	Nominal Pipe Size (mm)	Length (L) (mm)	Height (A) (mm)	Max. Back Pressure (m/bar)	Flange Dimensions EN1092-1 PN16					Flange Material	App. Weight (kgs.)
					Flange O.D (mm)	Bolt Circle (mm)	Bolt Size	No.of Holes	Hole Dia. (mm)		
FDBVC100	100	262	171	8 / 0,8	220	180	M16	8	18	SS 304 or SS316	3,5
FDBVC150	150	336	242	8 / 0,8	285	240	M20	8	22	SS 304 or SS316	6,1
FDBVC200	200	406	313	8 / 0,8	340	295	M24	12	22	SS 304 or SS316	11,2
FDBVC250	250	484	383	8 / 0,8	405	355	M24	12	26	SS 304 or SS316	16
FDBVC300	300	512	464	8 / 0,8	460	410	M24	12	26	SS 304 or SS316	27,9
FDBVC350	350	608	545	8 / 0,8	520	470	M24	16	26	SS 304 or SS316	41,8
FDBVC400	400	645	615	8 / 0,8	580	525	M27	16	30	SS 304 or SS316	51,6
FDBVC450	450	716	686	8 / 0,8	640	585	M27	20	30	SS 304 or SS316	63,2
FDBVC500	500	787	777	8 / 0,8	715	650	M30	20	33	SS 304 or SS316	88,5
FDBVC600	600	928	918	8 / 0,8	840	770	M33	20	36	SS 304 or SS316	133,8
FDBVC700	700	1089	1069	8 / 0,8	910	840	M33	24	36	SS 304 or SS316	174
FDBVC750	750	1160	1140	8 / 0,8	967	895	M36	24	39	SS 304 or SS316	207
FDBVC800	800	1250	1220	8 / 0,8	1025	950	M36	24	39	SS 304 or SS316	252
FDBVC900	900	1392	1372	8 / 0,8	1125	1050	M36	28	39	SS 304 or SS316	362,5
FDBVC1000	1000	1433	1533	8 / 0,8	1255	1170	M39	28	42	SS 304 or SS316	477,5
FDBVC1050	1050	1604	1624	8 / 0,8	1255	1170	M39	28	42	SS 304 or SS316	597,2
FDBVC1200	1200	1816	1836	8 / 0,8	1485	1390	M45	32	48	SS 304 or SS316	767

*** Depending on the area of the application, this product can be produced with different dimensions and hydrostatic pressure.**

FABCOB® ACCESSORIES

development & engineering

HAND PUMP



Part number : HPP01

HAND PUMP ADAPTER



Part number : HPA01

FOOT PUMP WITH SINGLE PISTON

Part number : FP-01



FOOT PUMP WITH DOUBLE PISTONS

Part number : FP-02



AIR TEST ADAPTER



Part number	Size (inch)	Description (inch)
ATA-12	1/4"	2x1/4"
ATA-20	1/2"	2x1/4"
ATA-30	1"	2x1/4"
ATA-50	2"	2x1/4"
ATA-100	4"	2x1/2"
ATA-150	6"	2x1"

CONTROLLED AIR FILLING APPARATUS



Part number : HBT01

FABCOB® ACCESSORIES

development & engineering

INFLATION HOSE



Part number	Inner Diameter (mm)	Length (m)
H10-06	8	6
H10-10	8	10
H10-12	8	12
H10-15	8	15
H10-20	8	20

INFLATION HOSE WITH COATED ROPE



Part number	Inner Diameter (mm)	Length (m)
HC10-06	8	6
HC10-10	8	10
HC10-12	8	12

HOSE WITH MANOMETER FOR TEST WITH AIR



Part number	Length (m)
ATH10-06	6
ATH10-10	10
ATH10-12	12

WATER HOSE



Part number	Thread (inch)	Length (m)
WH-30	1"	10
WH-50	2"	10
WH-75	3"	10
WH-100	4"	10
WH-150	6"	10

WATER GAUGE FOR WATER TEST



Part number	Thread (inch)
FWT-13	G 1/4"
FWT-25	G 1"
FWT-50	G 2"

FABCOB® ACCESSORIES

development & engineering

PUSH STICK



Part number	Length (m)
ST-06	0,6
ST-10	1
ST-15	1,5
ST-20	2

HAND PUMP EXTENSION HOSE



AIR AND WATER TEST ADAPTER



Part number	Thread (inch)
AWT-30	1"
AWT-50	2"
AWT-75	3"
AWT-100	4"
AWT-150	6"

with quick coupling 026

FABCOB® ACCESSORIES

development & engineering

CONTROL UNITS



Safety Valve Included

025 quick coupling with safety lock

Part number	Pressure (bar)
C-015	1,5
C-025	2,5
C-030	3,0
C-060	6,0
C-080	8,0



Aluminum

Phosphorus labels

Part number	Pressure (bar)
BJ-080-001	8
BJ-120-001	12



Plastic

Phosphorus labels

Part number	Pressure (bar)
BJ-080-002	8

FABCOB® ACCESSORIES

development & engineering

QUICK COUPLINGS



SİB.026.DG.13
Female G 1/4"



SİB.026.DG.13.TREL.
Female G 1/4"



UC.H.G.14.026.004
Female G 1/4"



SİB.025.DG.13.KE.002
Male G 1/4" with safety lock



SİB.025.DG.13.KE
Female G 1/4" with safety lock



SİB.025.DG.13.ALTIGEN.KE
Female G 1/4" with safety lock



FABCOB® ACCESSORIES

development & engineering

AIR BOTTLE 300 BAR



Part Number : PB300

REGULATOR



Part number
REG-008-0300
300 Bar-Bar
G 5/8" Male

HIGH PRESSURE INFLATION HOSES - 90 bar



Part Number	Length (m)
HOR.HY.0090.SARI-05	5
HOR.HY.0090.SARI-10	10
HOR.HY.0090.SARI-15	15





Staubli Air Connections



Part Number	Length (m)
HOR.HY.0090.MAVİ-05	5
HOR.HY.0090.MAVİ-10	10
HOR.HY.0090.MAVİ-15	15

Part Number	Length (m)
HOR.HY.0090.SİYAH-05	5
HOR.HY.0090.SİYAH-10	10
HOR.HY.0090.SİYAH-15	15

CUT OFF HOSE - 90 bar



Part Number : HOR.KESICI.0090

FABCOB®

CUSTOMER SPECIAL PRODUCTS

development & engineering



FABCOB® CUSTOMER SPECIAL PRODUCTS

development & engineering



NOTES:

NOTES:



CONTACT US

12A, First Floor, The Next Door Mall, Sector-76,

Faridabad-121004, Haryana, India

Phone: +91 7303020978, +91 7303800978

E mail: info@triumph360deg.com, triumph360degree@gmail.com

Website: www.triumph360deg.com

ÇAĞTEK

FABCOB®