


01



INTRODUCTION OF MY 12 PEOPLE LIFE PLAN



1 PRAISE SONGS:

-
-
-
-

2 VIDEO: Intro video - 2 minutes



3 SAY IN YOUR OWN WORDS:

Love is REVOLUTIONARY. It completely changes lives and, in the end, it changes the world. How do you feel when someone shows love to you? And doesn't it make you feel great too when you do something loving for someone else?

Jesus told us that love does something really remarkable, and before I share with you what Jesus said, I want us all to do something, so that Jesus' words will completely make sense. I need six volunteers. Are any of you willing to help me?

[**THE SETUP:** Before chapel, hang a tablecloth (vinyl roll works great) between tall poles or mic stands, creating a wall with enough space for six students to stand behind, side-by-side. Hang the tablecloth so that there is enough space left at the bottom to expose all of their feet to the audience (approx. 10 inches high) Make sure that it is also tall enough to cover the tops of their heads. See *Diagram 1.1*]

Alright, volunteers, I've got these poster boards (11 x 17"), and I'd like for you to write your name really big across one each with these markers. Perfect! I'll take those. Now, I'd like for you all to walk behind our curtain here and stand in a clump. When I give you the signal, I want you to walk up and stand side-by-side along the back side of the curtain. Then all of us are going to do something (Don't say what, or it may spoil the activity). Are you all standing in a clump back there? (Would be good to have an adult helping here.) Great! Now walk up to the curtain. Perfect!

Now audience I want you to look at their feet. Can you recognize anyone up here by their shoes? Let's take a vote. How many of you think that these feet belong to (read one of the names from

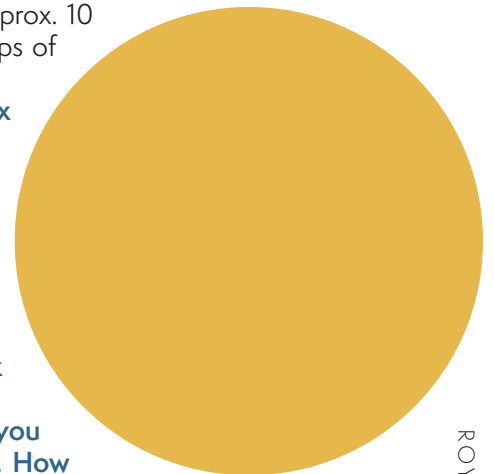
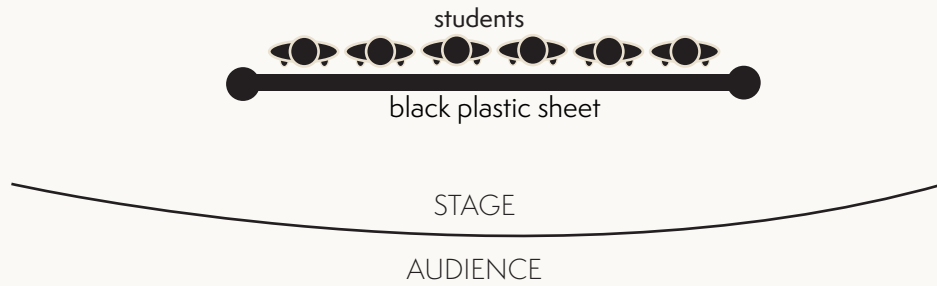


diagram 1.1



the poster boards, and go through until the majority of the crowd raises their hands.)

Okay. So the majority of you have voted that these feet belong to (Name). So we'll put that name right here with these feet. (Place posterboard in front of corresponding feet and continue to the next. Continue until all the names are assigned.) (Have another adult help at the opposite side of the tablecloth as you say the following): **Let's see how good you all did.** (Detach the tablecloth and let it fall or remove it.) **Did we get them all right? Did we get any of them right?** (Comment on how well they did, and laugh and have fun with where they guessed wrong.)

[It's your call here whether you want the volunteers to return to their seats now, or remain until after you've connected the Bible verse to follow.]

In a very similar way, Jesus said that there would be one way that the world would be able to tell whether you had God in your heart or not. And just like our friends shoes, it is something that actually shows on the outside. It's something that when people see you, they'll recognize that you belong to God! What is that one thing?

Jesus said it this way in John 13:34, 35 (NIV): "A new command I give you: Love one another. As I have loved you, so you must love one another. By this everyone will know that you are my disciples, if you love one another."

Jesus said you would be recognized by how you LOVE people. In a world that typically is just looking out for themselves and trying to get as much as they can for themselves, you really do look different when you take the time to think about others and love them. People notice when you sacrifice your time, when you stop and help people, and when you ask how THEY are doing, instead of being completely absorbed with yourself. When you smile at people, when you compliment people, when you share what you have with people, it makes a HUGE statement! Why? Because most people don't do that.

This year, we're going to challenge ourselves to live out Jesus' new commandment, and we're going to have fun showing Christ's love in a very meaningful and intentional way. Let me explain it to you this way:

4 MY 12 PEOPLE:

[Supplies: 12 large bowls (three bowls are painted each of the four colors of the branding logo to represent the four categories of people); One five-gallon bucket filled with water; One pitcher.]

In your life as a student, you are surrounded by several different groups of people that you can show love to. You've got family members (Pick up the three yellow bowls and place them on the stage floor around you.). You're surrounded by friends (Place three blue bowls around you.). At school, you have teachers all around you (Place three red bowls scattered amongst the others.). And here, you're also



surrounded by a bunch of other students who are in different classrooms and different grade levels (Place the three black bowls within the scattering of the other three categories.)

God has called us to love them all, but we are going to do something very intentionally this year. Instead of just saying, "Sure, I love everybody," we're going to be specific about HOW we are going to do this. We're each going to choose 12 people to love in a very purposeful way.

(Fill the pitcher with water from the five-gallon bucket and say) **We're going to ask Jesus WHO he wants each of us to love. What three family members does Jesus want me to show his love to?** (Begin pouring a little into a yellow bowl.) **Perhaps your mom?** (Pour a little into another yellow bowl.) **Maybe your dad, or a brother or sister?** (Pour some water into the third yellow bowl.) **Or possibly, Jesus wants to you show his love to an aunt, or uncle, or grandma or grandpa!**

(Fill pitcher again if you need.) **Jesus also brings friends into our lives, not just so that we can experience love, but so that we can experience SHOWING love. Who are three of your friends** (Pour water into three of the blue bowls.)? **Some of them need a little bit more** (Pour extra in this one.). **And some need a little bit less** (Pour just a little in this one.). **Jesus gives us these friends because he needs us to help them when they are feeling down, and to cheer with them when they have successes.**

(Fill pitcher again if needed.) **Jesus wants you to show his love outside of your home and your circle of closest friends, and to show this love to people who aren't part of your family or closest friends, too. So, what teachers can you show his love to?** (Pour a little into a red bowl.) **Your main teacher, of course! And maybe to your rotation teachers as well?** (Pour water into two more red bowls while you say,) **You can show God's love to your P.E. teacher, or your music teacher, or the librarian, or your computer teacher, and so on. This is an opportunity that you have several times a week.**

(Fill pitcher again if you need.) **And what about this fourth group? We are regularly surrounded by students who are in different classrooms and different grade levels.** (Pour water into three of the black bowls.) **If you pray about this group, too, God will show you three of these students to show his love to.**

(Now, begin pouring a little into different bowls at random.) **If you keep praying about this, Jesus will inspire you to show just the right amount of love to show to just the right person, and at just the right time. Isn't that exciting?**

Now, let me share with you how we as a school can do this:



5 THE CHALLENGE

(Have faculty help pass out the ACTION 1 sheet.)

Every one of you will now receive a very special piece of paper. It's just like the one you saw in the video today. It is a special list that will help you to remember who God wants you to show his love

to. But we definitely don't want to just scribble down the first names that come to our minds, do we? No. We want God to tell us who should be on your secret list. So let's take a quiet moment right now and silently ask him who he wants on your list. (It might help to have some soft, instrumental music playing over the speakers during this time.)

What I want you to do is to pray before you write down the names of your 12 people. When you feel the time is right, then begin writing. You probably won't have time to fill in all of your names at this time, but we want you to continue praying today, and letting God inspire who exactly should be on your list.

(Give them time to pray and begin writing.)

Throughout this school year we will be talking about ways to show God's love to each of these four groups, so don't worry about how you're supposed to do it just yet. Just spend your time focusing on WHO God needs you to show his love to. We'll get to all the details later.

We also want to ask you to keep this list of names between you and God. Let this be a fun secret between the two of you. What are some of the ways that you can show the love of Jesus to your 12 people? Well, just like in the video, you can do it in many different ways: You can write them encouraging little notes that let them know that you're thinking of them. You can compliment them on something they did, or something you admire in them. You can go the extra mile to help them when they need something. You can have your parents help you send an email or text message of encouragement. But most importantly, you can pray on a regular basis for each of the people on your list. God will definitely then bring inspiration to your minds of the best, creative ways to individually tell each of your 12 that you love them and that God loves them too!

If you're not finished, that's okay! It may take you the next day or so to fill in all the blanks. But right now, why don't we fold up our papers in fourths and hold them between our hands and pray for each person who is on your list, and the ones who will come later. Sound good? Let's pray.

(Pray a prayer of dedication and inspiration for each name on the students' lists, and pray that God will help us to show God's love more fully and loudly this year.)

4

6 SUPPLY LIST:

- 1 - Roll of Vinyl Tablecloth (or paper or cloth alternatives)
- 2 - Tall Mic Stands or Portable Poles
- 1 - Gaffers Tape or Duct Tape (to attach tablecloth to mic stands or poles)
- 6 - 11x17" White Poster Boards
- 1 - Five-gallon bucket (filled with water)
- 1 - Pitcher
- 12 - Painted Bowls (large, cheap plastic bowls can be purchased at Smart & Final or similar stores; spray paint can match the four branding image (logo) colors of red, blue, yellow and black.)