

BAi, The Mirror

Embroidery Machine

InStitch Cloud Platform Software Included










TECHNICAL SPECIFICATIONS

TECHNICAL SPECIFICATIONS

Heads	1 Head
Needles	15
Maximum Embroidery Area	350*500mm(13.8"*19.7")
Maximum Speed	1000 spm
Memory	20 Million Stitches or 200 Designs
Network Connections	USB / Ethernet Cable / Wifi
Voltage	AC 110V- 230V 50/60Hz
Machine Size	75*70*159cm(29.5"*27.6"*62.6")
Machine Weight	118kg/260lbs
Touch Screen Controller	New self-developed InStitch 5.0 motion control system with High-Definition True-Color 10" LCD Touch Screen
Packing	Wooden Crate
Package Size	113*83*88cm(44.5"*36.7"*34.6")
Package Weight	186kg/410lbs

The Mirror

	Language Chinese / English / العربية /Türkçe/ Español / русский / Português / Français / Nederlands/ Italia / Deutsch / Roma- nian / Polski/Viet Nam/תעודות/ע. ת. ר. ב.		Stand whole tube is bent and formed in one piece. Reduce the difficulty of assembly
	Efficient threading indicator system		Self-developed institch 5.0 high-speed operation control system
	High-precision wheel spring double detective system		Automatic thread trim- ming and automatic color changing
	Simplified thread clamp- ing mechanism		Support photo embroi- dery, 3D embroidery
	Visualized hook system		Intelligent pattern combi- nation and segmentation
	High-strength titani- um-plated needle		Memory Capacity of 20 million stitches or 200 designs
	Plane curved cam wheel		Smart appliqué process
	Integrated guide rails combined with belts		Automatically embroidery frame adding
	Machine head arm industrial 3D sandstone printing technology		Support USB/network cable/WIFI transmission
	Bottom basin low temperature alumi- num die-casting process		AR scanning intelligent demonstration function
	Retractable thread rack		Automatic refueling function
			Red laser pointer

Easy to Use with our Get you started Training

Our Virtual training will get you started out of the box, and allow you to start your Hobby or Business in no time.

SUPER EASY-TO-MAINTAIN

Maintaining your BAi The Mirror embroidery machine is quick and straightforward! To keep your machine running smoothly and ensure the best performance, it's essential to oil the rotary hook and moving parts every 4 hours of use. This simple maintenance step helps prevent wear and tear, ensuring precise and high-quality embroidery results every time. Regular oiling extends the lifespan of your machine and keeps your projects looking flawless. Follow the user manual for detailed instructions, and enjoy hassle-free embroidery with your BAi, The Mirror !.






All you need to get started!

List of accessories that come with the machine

T-SHIRT HOOPS

	90mm [9cm, 3.5"]	×2
	120mm [12cm, 4.7"]	×2
	150mm [15cm, 5.9"]	×2
	200mm [20cm, 7.8"]	×2
	290×290mm [29cm×29cm, 11.4"×11.4"]	×2
	580×360mm [58×36cm, 14.2"×22.8"]	×1

CAP ATTACHMENT

	Cap Hoop Station	1 pcs
	Cap Driver	1 pcs
	Cap Hoops	2 pcs

FLAT EMBROIDERY

	Table	×1
	Aluminum frame	×1

Basic Information

Packing	wooden case	Package Size	113*83*88cm(44.5"*36.7"*34.6")
Package Weight	186kg/410lbs	Machine Size	75*70*159cm(29.5"*27.6"*62.6")
Machine Weight	118kg/260lbs	Voltage	AC110V-230V 50/60 HZ
Connection	USB/WIFI	Heads	1
Needles	15	Maximum Speed	1000 spm
Max Embroidery Area	350*500mm(13.8"*19.7")	Computer	institch i5

