



P.O. Box 99
300 Robertson Dr.
Elizabethton, TN 37644/37643

Phone: (423) 543-5210
Mobile: (423) 483-0293
Email: sales@colonialmachinerysales.com
Web: www.colonialmachinerysales.com

NEW, USED, RECONDITIONED WOODWORKING MACHINERY, PARTS, TOOLING AND RELATED EQUIPMENT

Attached is an illustrated list of new parts we have/manufacture in inventory for immediate shipment.
These are wear parts that have to be replaced periodically.

We are parting out various machines for used parts and castings as follows:

- BELL MACHINES: 24, 424, & 424A
- MORTISERS: 80, 180, & 112
- DOVETAILER: 200
- GLUE & DOWEL: 108, 109, & 408
- GREENLEE TENON: 542 & 545
- ROOT & CEMCO: VERTICAL & HORIZONTAL BORE
- ONSRUD PROFILERS: LINEAR, ROTARY, & ROUND
- WHITNEY PLANERS: 33, 290, 97, & 970
- OLIVER STRAITOPLANE: 170-E, 170, & 2170
- MATTISON MOULDERS: 226, 229, & 276
- MATTISON: MOST PARTS FOR LATHES & RIPSAWS
(SURPLUS OF LATHE CUTTER COMPONENTS)
- DIEHL: 75 & 660
- TANNEWITZ: VERTICAL BAND SAWS
- OAKLEY: ALL PARTS FOR MOST MACHINES

CONTACT US FOR CURRENT PRICES



**COLONIAL MACHINERY
SALES, INC.**

P.O. Box 99

300 Robertson Dr.


Elizabethton, TN 37644/37643

Phone: (423) 543-5210

Mobile: (423) 483-0293

Email: sales@colonialmachinerysales.com

Web: www.colonialmachinerysales.com



PARTS FOR BELL 24 & 424


DESCRIPTION	PART #
A- BELL 424 ONLY ESCAPEMENT BLOCKS (ALUMINUM)	42
B- DOWEL PUSHER BLOCKS (DRIVERS)	05
C- DOWEL ADAPTER STEEL(DOWEL SIZE REQ'D)	03
D- BELL 424 ONLY INJECTOR NOZZLE BRACKET	02
E- BELL 24 & 424 SEAL	12
F- BUSHING BRASS BELL 24 & 424	11
G- COMPLETE GLUE TIP ASSEMBLY 424 ONLY	01
H- GLUE INJECTOR BODY	1-A
I- GLUE INJECTOR INSERT	1-B
J- GLUE INJECTOR TIPS	04
K- TRAVERSE WORM SHAFT	79
L- BELL 24 & 424 TRAVERSE WORM GEAR	09
M- TRAVERSE NUT (PEDESTAL) 2" THICK SPECIFY LEFT OR RIGHT & THREAD PER INCH	
N- BELL 24 & 424 TRAVERSE WORM	10
O- FRONT TRAVERSE DRIVE SHAFT SUPPORT BUSHING	40
P- TRAVERSE SCREWS (LEFT OR RIGHT) NOT SHOWN	



**COLONIAL MACHINERY
SALES, INC.**

P.O. Box 99
300 Robertson Dr.
Elizabethton, TN 37644/37643

Phone: (423) 543-5210
Mobile: (423) 483-0293
Email: sales@colonialmachinerysales.com
Web: www.colonialmachinerysales.com



BELL 424 GLUE PUMP PARTS & ASSEMBLY

DESCRIPTION	PART #
A - COMPLETE GLUE PUMP	BGPA-0
B - SINGLE ROD AIR CYLINDER	BGPA-15
C - GLUE TANK	BGPA-3
D - MOUNTING BRACKET	BGPA-2
E - MOUNTING BEAM	BGPA-1
F - GLUE INJECTOR PUMP BODY	BGPA-8
G - ADJUSTABLE STOP	BGPA-9
H - LEFT HAND PUMP SIDE PLATE	BGPA-6
I - RIGHT HAND PUMP SIDE PLATE	BGPA-7
J - PISTON-3 REQUIRED	BGPA-1
K - PISTON CONNECTOR	BGPA-10
L - DOUBLE ROD AIR CYLINDER	BGPA-16
M - GLUE PUMP METERING UNIT FOR DOUBLE ROD CYLINDER	BGPA-17



**COLONIAL MACHINERY
SALES, INC.**

P.O. Box 99

300 Robertson Dr.


Elizabethton, TN 37644/37643

Phone: (423) 543-5210

Mobile: (423) 483-0293

Email: sales@colonialmachinerysales.com

Web: www.colonialmachinerysales.com



BELL 424 DOWEL HOPPER PARTS


DESCRIPTION	PART #
A - PADDLE WHEEL (ROTOR)-(UNIVERSAL)	BDHA-6
B - PADDLE WHEEL RAKE	BDHA-8
C - DOWEL RELEASE LEVER ARM	BDHA-22
D - AIR CYLINDER	BDHA-20
E - HOPPER CYLINDER ROD EYE MOUNTING ADAPTER	BDHA-21



**COLONIAL MACHINERY
SALES, INC.**

P.O. Box 99
300 Robertson Dr.
Elizabethton, TN 37644/37643

Phone: (423) 543-5210
Mobile: (423) 483-0293
Email: sales@colonialmachinerysales.com
Web: www.colonialmachinerysales.com



424 SHUTTLE PARTS


DESCRIPTION	PART#
A - SHUTTLE CYLINDER ROD ADAPTER YOKE SPECIFY RIGHT OR LEFT	BSCA 10-B
B - INJECTOR NOZZLE DOVETAIL MOUNTING BAR	BSCA 15
C - SHUTTLE INJECTOR CARRIAGE SPECIFY RIGHT OR LEFT	BSCA 4-B
D - SHUTTLE TABLE SLIDE	BSCA 3
E - CYLINDER ROD NUT CLEVIS	BSCA 7
F - CYLINDER-AIR	BSCA 6
G - REAR SHUTTLE SHOCK ABSORBER BRACKET SPECIFY RIGHT OR LEFT	BSCA 14
H - CYLINDER ADAPTER PLATE	
I - FRONT SHUTTLE SHOCK ABSORBER BRACKET	BSCA 12
J - SHUTTLE INJECTOR SLIDE GIB	BSCA 5
K - SHOCK ABSORBER	BSCA 39



**COLONIAL MACHINERY
SALES, INC.**

P.O. Box 99
300 Robertson Dr.
Elizabethton, TN 37644/37643

Phone: (423) 543-5210
Mobile: (423) 483-0293
Email: sales@colonialmachinerysales.com
Web: www.colonialmachinerysales.com



BELL 24 & 424 WORK TABLE PARTS

DESCRIPTION	PART #
A - WORK TABLE SLIDE SUPPORT BRACKET	BWTA-1
B - SPECIFY LEFT OR RIGHT WORK TABLE TOP	BWTA-8-A
C - WORK STOP DOVETAIL SLIDE BAR	BWTA-9
D - WORK STOP-	BWTA-10
E - SCALE NOT SHOWN	BWTA-11



**COLONIAL MACHINERY
SALES, INC.**

P.O. Box 99

300 Robertson Dr.


Elizabethton, TN 37644/37643

Phone: (423) 543-5210

Mobile: (423) 483-0293

Email: sales@colonialmachinerysales.com

Web: www.colonialmachinerysales.com



BELL 24 & 424 BORING UNIT & PARTS


DESCRIPTION	PART#
A- COMPLETE BELL BORING UNIT	BRBU-0
B- MOTOR	BRBU-8
C- GEAR BOX HOUSING	BRBU-1
D- SEAL	BRBU-6
E- BEARING	BRBU-5
F- OFF SET-OUT PUT SHAFT	BRBU-4
G- BEARING	BRBU-5
H- SEAL	BRBU-7
I- REAR BEARING RETAINER	BRBU-11
J- PRIMARY GEAR 5/8" BORE	BRBU-2
K- SECONDARY GEAR 3/4" BORE	BRBU-3
L- FRONT BEARING RETAINER & SEAL BORE	BRBU-12
M- FLEXABLE COUPLING 5/8" BORE	BRBU-9
N- DOVETAIL MOUNTING PLATE	BRBU-16
O- LATERAL ADJUSTMENT SCREW	BRBU-17
P- BRASS ADJUSTMENT SCREW NUT	BRBU-14
Q- DOVETAIL SLIDE GIB	BRBU-15



**COLONIAL MACHINERY
SALES, INC.**

P.O. Box 99
300 Robertson Dr.
Elizabethton, TN 37644/37643

Phone: (423) 543-5210
Mobile: (423) 483-0293
Email: sales@colonialmachinerysales.com
Web: www.colonialmachinerysales.com



CMSI BELL CONVERSION BORING UNIT

DESCRIPTION	PART #
A - CMSI BELL CONVERSION BORING UNIT	CBUA-0-A
B - 3-HP DRIVE MOTOR	CBU-21
C - GEARBOX HOUSING CASTING	CBU-1
D - ALUMINUM MOTOR MOUNT PLATE	CBU-2
E - REAR BEARING INSERT HOUSING	CBU-5
F - OFFSET OUTPUT SHAFT	CBU-6
G - FRONT BEARING INSERT HOUSING	CBU-3
H - OUTPUT SHAFT BEARING	CBU-18
I - STEEL GEAR	CBU-17
J - PHENOLIC GEAR	CBU-16
K - OUTPUT SHAFT BEARING	CBU-18
L - FRONT BEARING RETAINING RING	CBU-4
M - DOVETAIL SLIDE MOUNTING PLATE	CBU-20
N - LATERAL ADJUSTMENT SCREW	CBU-9
O - BRASS BLANK ADJUSTMENT INSERT	CBU-8
P - BRASS THREADED ADJUSTMENT INSERT	CBU-7
Q - DOVETAIL GIB	CBU-14
R - FLEXIBLE COUPLING HALF	CBU-19



**COLONIAL MACHINERY
SALES, INC.**

P.O. Box 99

300 Robertson Dr.


Elizabethton, TN 37644/37643

Phone: (423) 543-5210

Mobile: (423) 483-0293

Email: sales@colonialmachinerysales.com

Web: www.colonialmachinerysales.com



MATTISON LATHE PARTS

DESCRIPTION

PART


A - BRAKE SHOE	66-3
B - STOCK DRIVE WORM GEAR	55-C-0
C - WORM GEAR 57-D	57-D
D - STOCK DRIVE CLUTCH GEAR PLATE	55-C-2
E - STOCK DRIVE WORM	55-C-1
F - STOCK DRIVE SPUR GEAR	55-C-5
G - STOCK DRIVE CLUTCH PLATE	55-C-3
H - STOCK DRIVE INTERMEDIATE GEAR	55-C-4
I - TAILSTOCK SPINDLE DRIVE PINION	55-C-8
J - TAILSTOCK INTERMEDIATE GEAR	55-C-7
K - TAILSTOCK PRIMARY DRIVE GEAR	
L - TAILSTOCK SPINDLE SLEEVE PINION	55-C-10
M - BRAKE CAM BOTTOM	66-2
N - BRAKE CAM TOP	66-1
L - BRONZE CAM CLUTCH YOKE	55-C-23
P - STOCK BLOCK	66-4
Q - STOCK BLOCK ARM	66-5
R - STOCK FEELER ARM	66-6
S - STOCK HOLD BACK ARM	66-7
T - UNIVERSAL JOINT	66-8



**COLONIAL MACHINERY
SALES, INC.**

P.O. Box 99
300 Robertson Dr.
Elizabethton, TN 37644/37643

Phone: (423) 543-5210
Mobile: (423) 483-0293
Email: sales@colonialmachinerysales.com
Web: www.colonialmachinerysales.com



MATTISON STEADY-REST PARTS


DESCRIPTION	PART #
A - MATTISON AUTOMATIC STEADY REST VERTICAL	ML101
B - MATTISON AUTOMATIC STEADY REST HORIZONTAL	ML101-A
C - MATTISON MANUAL STEADY REST HORIZONTAL	ML103
D - MATTISON MANUAL STEADY REST VERTICAL	ML103-A
E - TORSION SPRING	ML10
F - TORSION SPRING	ML11
G - COMPRESSION SPRING	ML12
H - COMPRESSION SPRING	ML13
I - TRIP ARMS	ML14
J - TRIP ARMS	ML15



**COLONIAL MACHINERY
SALES, INC.**

P.O. Box 99
300 Robertson Dr.
Elizabethton, TN 37644/37643

Phone: (423) 543-5210
Mobile: (423) 483-0293
Email: sales@colonialmachinerysales.com
Web: www.colonialmachinerysales.com



PORTER HYDRO CUT SAW PARTS


DESCRIPTION	PART #
A - HYDRAULIC REPLACEMENT CYLINDER	G6088
B - PISTON ROD	G6088-2
C - BARREL	G6088-1C
D - LONG SPACER TUBE	G6088-1M1
E - SHORT SPACER TUBE	G6088-1M2
F - SEAL KIT (FOR G6088 CYLINDER)	G6088-10
G - BALL RAILS (4 REQUIRED)	PBR-01
H - END STOP (8 REQUIRED)	PBR-02



**COLONIAL MACHINERY
SALES, INC.**

P.O. Box 99
300 Robertson Dr.
Elizabethton, TN 37644/37643

Phone: (423) 543-5210
Mobile: (423) 483-0293
Email: sales@colonialmachinerysales.com
Web: www.colonialmachinerysales.com



ROOT VERTICAL BORING MACHINE PARTS

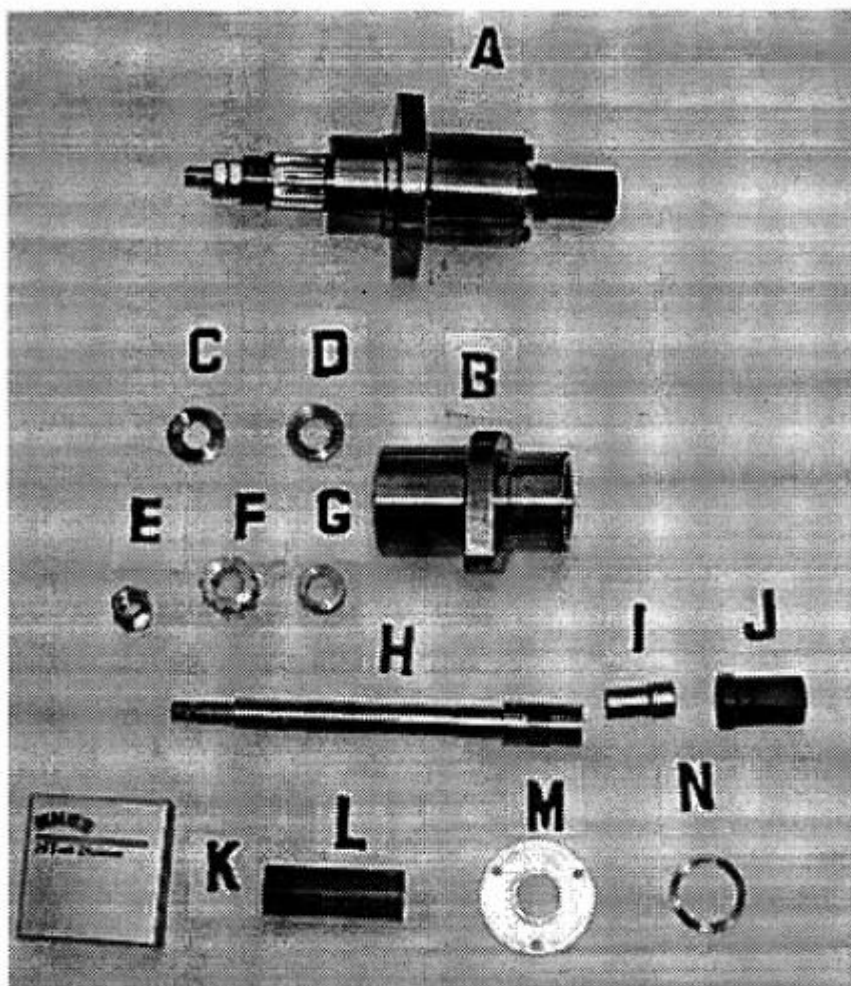
DESCRIPTION	PART #
A - RECONDITIONED C-2 STYLE GEARBOX	RC2G-0
B - LARGE GEAR C-2	RC2G-1
C - SMALL GEAR C-1	RC1G-2
D - SEAL RING	RC2G-3
E - BORING SPINDLE FOR ROOT VERTICAL	RVBS-4
F - DRIVEN GEAR NEW	RC2G-5
DRIVEN GEAR USED	
G - BRONZE BUSHING	RC2G-6



**COLONIAL MACHINERY
SALES, INC.**

P.O. Box 99
300 Robertson Dr.
Elizabethton, TN 37644/37643

Phone: (423) 543-5210
Mobile: (423) 483-0293
Email: sales@colonialmachinerysales.com
Web: www.colonialmachinerysales.com



TYLER SPINDLE AND PARTS

DESCRIPTION	PART #
A - SPINDLE REPLACEMENT UNIT	TRS-26
B - SPINDLE HOUSING	TRS-11
C - UPPER PULLEY FLANGE	TRS-15
D - LOWER PULLEY FLANGE	TRS-17
E - 1/2-20 HEX JAM NUTS	TRS-22
F - PULLEY	TRS-16
G - PULLEY SPACER	TRS-18
H - SPINDLE SHAFT	TRS-13
I - 1/2" BIT COLLET	TRS-20
J - COLLET NUT	TRS-19
K - PRECISION SPINDLE BEARING	TRS-24
L - BEARING SPACER	TRS-14
M - HOUSING CAP	TRS-12
N - WAVE SPRING WASHER	TRS-25