




My Health Stories

Teaching your Child to Say Sounds





Guess what? It's
time for us to practice
our speech for 10
minutes.

Okay. . . time for
speech!





Do you remember your
sound?

Puh!





Good try, honey.



You are doing a good job.



Now watch mommie make the “buh”
sound. “Buh”



Buh









Now you try it.

Buh! Buh-Buh

Good job!



Let's find some things in the house with your sound.



What's this?

That's a
bowl!


Wonderful!



Now, can you tell
me what this is?

That's a box!







Now we are
going to play a
game.



With the Buh
sound?

Yes



This is our game. Show me all
of the pieces with the “buh”
sound.

ball,
bat,
goat,



That toy is a boat. You said goat.
Use your sound – buh. Say 'boat'

Oh, buh, boat



Yes, boat. It starts with
your sound 'buh'. Boat.



Say them all again.



ball,
bat,
boat,

Very good. Now you said
them all right. You said boat.








Now, let's do one last thing.






Let's put together your
own book of "b" words?

What do I do?



We will look for pictures
that start with “buh”.
Then we will put them in your
book







I will get scissors.
And we can cut pictures
from magazines.


And I will also glue them
to the book.
That is so much fun!!

Look at the pictures we
found that start with buh.

Boy, bag, bee.
Let's say them.

Boy, bag, bee.





A photograph of a woman with dark hair, wearing a black long-sleeved shirt and blue jeans, sitting on a brown couch. She is hugging a young child with dark hair, wearing a white long-sleeved shirt and red pants. The child is holding a pink stuffed animal. The woman is looking down at the child with a smile. The child is looking to the side. The background is a plain wall.

Mommie is so proud of all of
your hard work.
Let's eat ice cream!

YEAH!!!



Produced by Howard U. Photonovela Project

- Traon R. Boykin, B.A.
- Tonya L. Vereen, B.A.
- Silvia Martinez, Ed. D., CCC-S
 - Principal Investigator



Collaborators

- Janice Trent, M. Ed., CCC-A
 - Howard University Speech and Hearing Clinic
- Margarita Bautista-Vigas
 - Scottish Rite Child Language Development Center



Funding Provided by

American Speech-Language-Hearing Association
Multicultural Projects Grant



[Back to Stories](#)