

Sand Creek Raiders  
 Wild Bunch Match Mar 2023  
**Match Final Overall Results Main Match**

Sunday, March 12, 2023

7:21:50 PM

Shoot Date: 3/12/2023

Match Final	ALIAS	Category	Final	Stage 1	Stage 2	Stage 3	Stage 4	Stage 5	Final Time
1	Doc Holiday	WBM	1	136.34	100.67	80.34	86.65	99.40	503.40
2	J W Bones	WBM	2	123.48	173.66	107.45	146.13	117.14	667.86
3	Pawnee Bill	WBM	3	227.05	160.12	150.37	117.19	143.52	798.25
4	Broken Bow Bob	WBM	4	150.21	239.35	253.34	131.66	182.42	956.98

Total Shooters 4

# Sand Creek Raiders

## Wild Bunch Match Mar 2023

### Match Final with Misses and Procedurals Main Match

Sunday, March 12, 2023

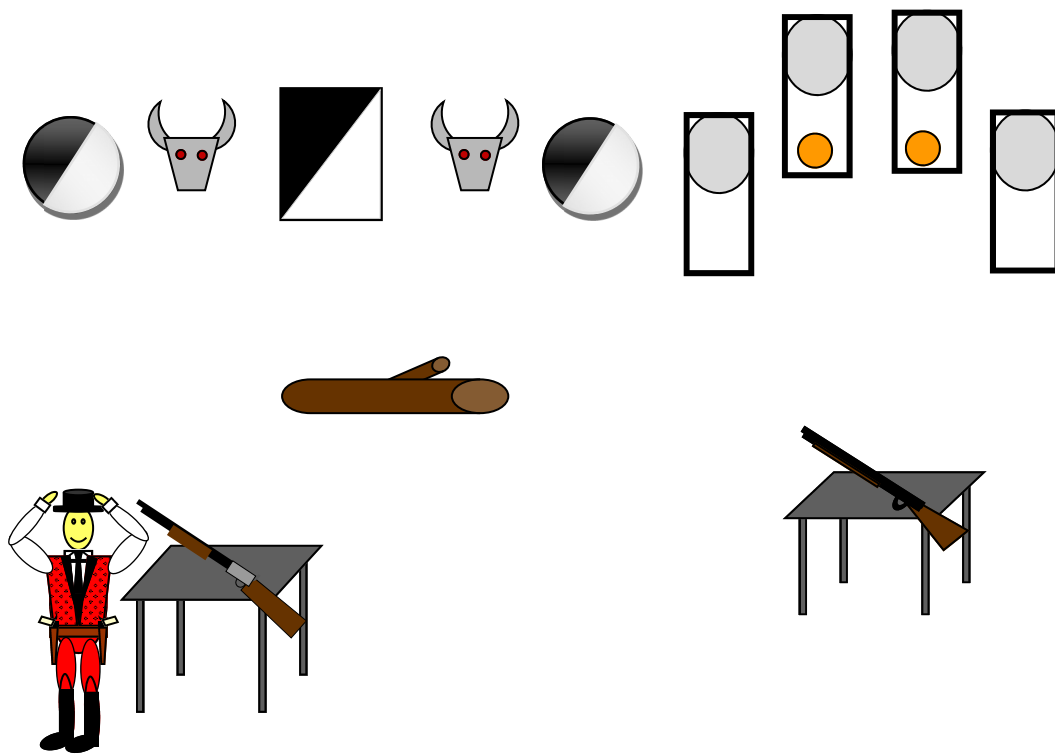
7:22:05 PM

3/12/2023

Page 1 of 1

Match Final	Alias	Category /	Finish	Stage 1 Time	Stage 2 Time	Stage 3 Time	Stage 4 Time	Stage 5 Time	Final				
1 Doc Holidaily		Men WB Modern	1	111.34	85.67	55.34	61.65	64.40	378.40				
		Misses:	3 =	15	1 =	5	5 =	25	7 =	35	105		
		Penalties:	1 =	10	1 =	10	0 =	0	0 =	0	20		
		M Safety:	0 =	0	0 =	0	0 =	0	0 =	0	0		
		Bonus:	0		0		0		0		0		
				136.34	100.67	80.34	86.65	99.40	503.40				
2 J W Bones		Men WB Modern	2	93.48	128.66	87.45	106.13	87.14	502.86				
		Misses:	6 =	30	7 =	35	4 =	20	8 =	40	155		
		Penalties:	0 =	0	1 =	10	0 =	0	0 =	0	10		
		M Safety:	0 =	0	0 =	0	0 =	0	0 =	0	0		
		Bonus:	0		0		0		0		0		
				123.48	173.66	107.45	146.13	117.14	667.86				
3 Pawnee Bill		Men WB Modern	3	192.05	135.12	150.37	92.19	103.52	673.25				
		Misses:	7 =	35	3 =	15	0 =	0	5 =	25	115		
		Penalties:	0 =	0	1 =	10	0 =	0	0 =	0	10		
		M Safety:	0 =	0	0 =	0	0 =	0	0 =	0	0		
		Bonus:	0		0		0		0		0		
				227.05	160.12	150.37	117.19	143.52	798.25				
4 Broken Bow Bob		Men WB Modern	4	130.21	109.35	213.34	116.66	112.42	681.98				
		Misses:	4 =	20	24 =	+02	8 =	40	1 =	5	14 =	70	255
		Penalties:	0 =	0	1 =	10	0 =	0	1 =	10	0 =	0	20
		M Safety:	0 =	0	0 =	0	0 =	0	0 =	0	0 =	0	0
		Bonus:	0		0		0		0		0		0
				150.21	239.35	253.34	131.66	182.42	956.98				
Overall Match				Stage 1	Stage 2	Stage 3	Stage 4	Stage 5					
Misses:				20	35	17	19	35					
Penalties:				1	4	0	1	0					
M Safety:				0	0	0	0	0					
Average Stage Time:				131.77	#####	126.63	94.16	91.87					

## STAGE ONE



Pistol: holstered, 28 rounds

Rifle: Loaded with 10 rounds, staged on left table.

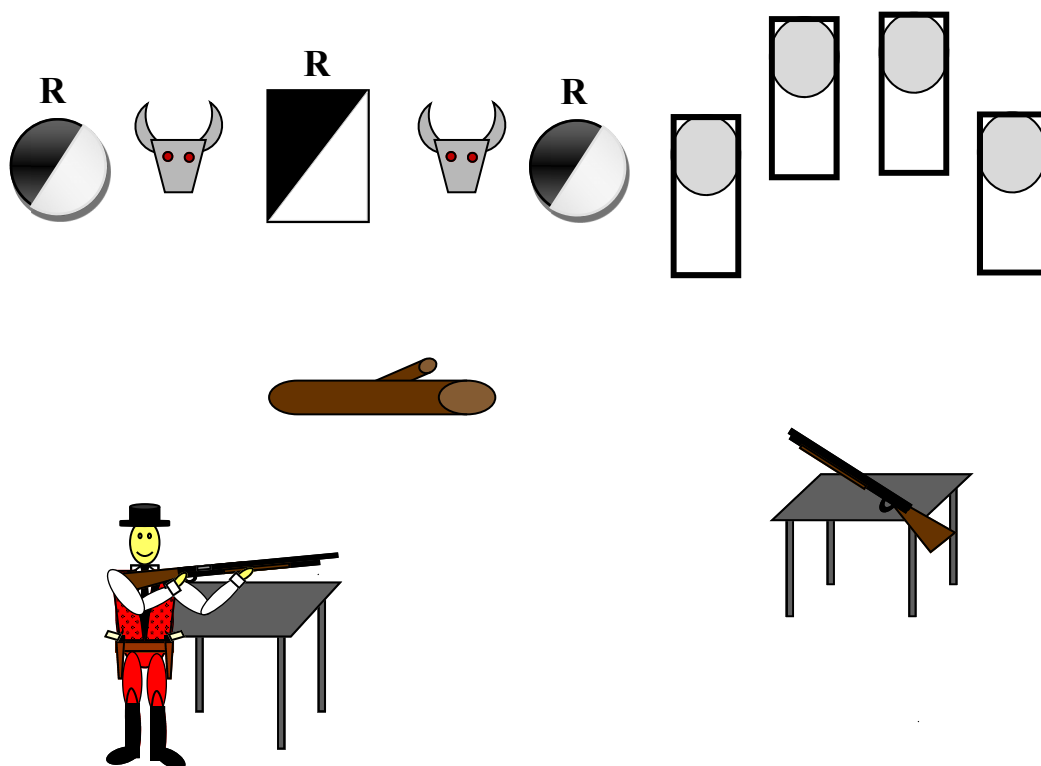
Shotgun: Staged on right table, 6 rounds

Shooter begins standing behind the left table with hands on hat. Indicate ready by saying **“HAPPY NEW YEAR!”**

At the signal sweep the 3 rifle targets with 10 rounds in a 3-4-3 pattern. Move to the right table. Collect your shotgun and engage the 4 shotgun targets and 2 clay birds with 6 rounds. Clay birds must be engaged in the air. Return shotgun to the right table and move to the log. Engage all 5 targets with 2 sweeps, each in a 3-2-4-2-3 pattern. Show clear, hammer down and holster. Collect long guns and move to the unloading table.

Note: If you choose to leave your rifle on the left table, the muzzle must be directed toward the left berm.

## STAGE TWO



Pistol: holstered, 28 rounds


Rifle: Loaded with 10 rounds, in hand.

Shotgun: Staged on right table, 4 rounds

Shooter begins standing behind the left table with rifle in both hands. Indicate ready by saying “**STAMPEDE!**”

At the signal dirty sweep the 5 targets with 10 rounds. Place rifle on left table **with muzzle pointing to the left berm**. Engage the 3 rifle targets with 7 pistol rounds in any order (all 3 targets must be engaged at least once). Move with your pistol to the right table. Place your pistol on the right table. Collect your shotgun and engage the 4 shotgun targets with 4 rounds. Return shotgun to the right table and move with your pistol to the log. With 21 rounds, engage all 5 targets in a continuous dirty sweep double tapping the skull targets on each pass. Show clear, hammer down and holster. Collect long guns and move to the unloading table.

## STAGE THREE



Pistol: holstered, 21 rounds

Rifle: Loaded with 10 rounds, staged on right table


Shotgun: Staged on left table, 6 rounds

Shooter begins at left table, hands flat on table not touching shotgun. Indicate ready by saying **“WHO WAS THAT MASKED MAN?”**

At the signal, retrieve your shotgun and engage the 4 left shotgun targets. Move with shotgun to right table and engage the remaining 2 shotgun targets. With your rifle, sweep the circular targets in a 1-2-3-2-1 pattern and place 1 round on the revolver shaped target. Return rifle to table and with your pistol sweep the circular targets in a 1-6-7-6-1 pattern.

Show clear, hammer down and holster. Collect long guns and move to unloading table.

## STAGE FOUR



Pistol: holstered, 21 rounds

Rifle: Loaded with 10 rounds, staged on right table


Shotgun: At port arms, 6 rounds

Shooter begins at left table, with shotgun held at port arms. Indicate ready by saying **“LET’S MIX IT UP A BIT.”**

At the signal, engage the 4 left shotgun targets. Move with shotgun to right table and engage the remaining 2 shotgun targets. Retrieve your rifle. Starting from either end, triple tap every other circular target then place 1 round on the revolver shaped target. Return rifle to table. With your pistol, in any order, engage the 2 back circular targets and revolver with 2 shots each and engage the 3 front circles with 5 shots on each.

Show clear, hammer down and holster. Collect long guns and move to unloading table.

## STAGE FIVE



**Move left table up to right table. Eliminate 2 shotgun targets.**

Pistol: holstered, 28 rounds

Rifle: Loaded with 10 rounds, staged on table

Shotgun: Staged on table, 4 rounds

Shooter begins at table, with hands on front of belt. Indicate ready by saying **“LET’S MIX IT UP A BIT MORE.”**

At the signal, in any order and with both pistol and rifle, engage the 5 round targets with 7 rounds each. Engage the revolver shaped target with 3 rounds. Engage the 4 shotgun targets with your shotgun.

Show clear, hammer down and holster. Collect long guns and move to unloading table.

Note: Weapons may be shot in any order. Shotgun knock down targets may only be engaged with your shotgun.