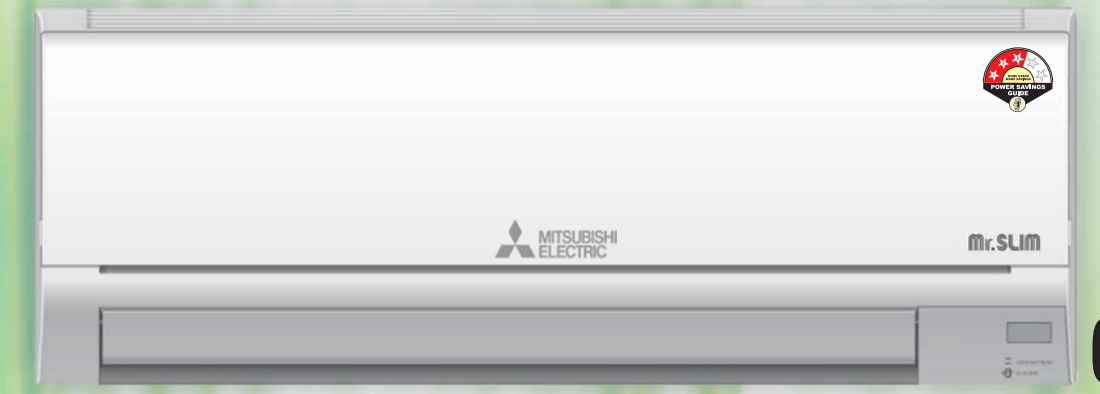


Changes for the Better

MITSUBISHI ELECTRIC
AIR CONDITIONERS

Mr. SLIM

Range of Split Air Conditioner

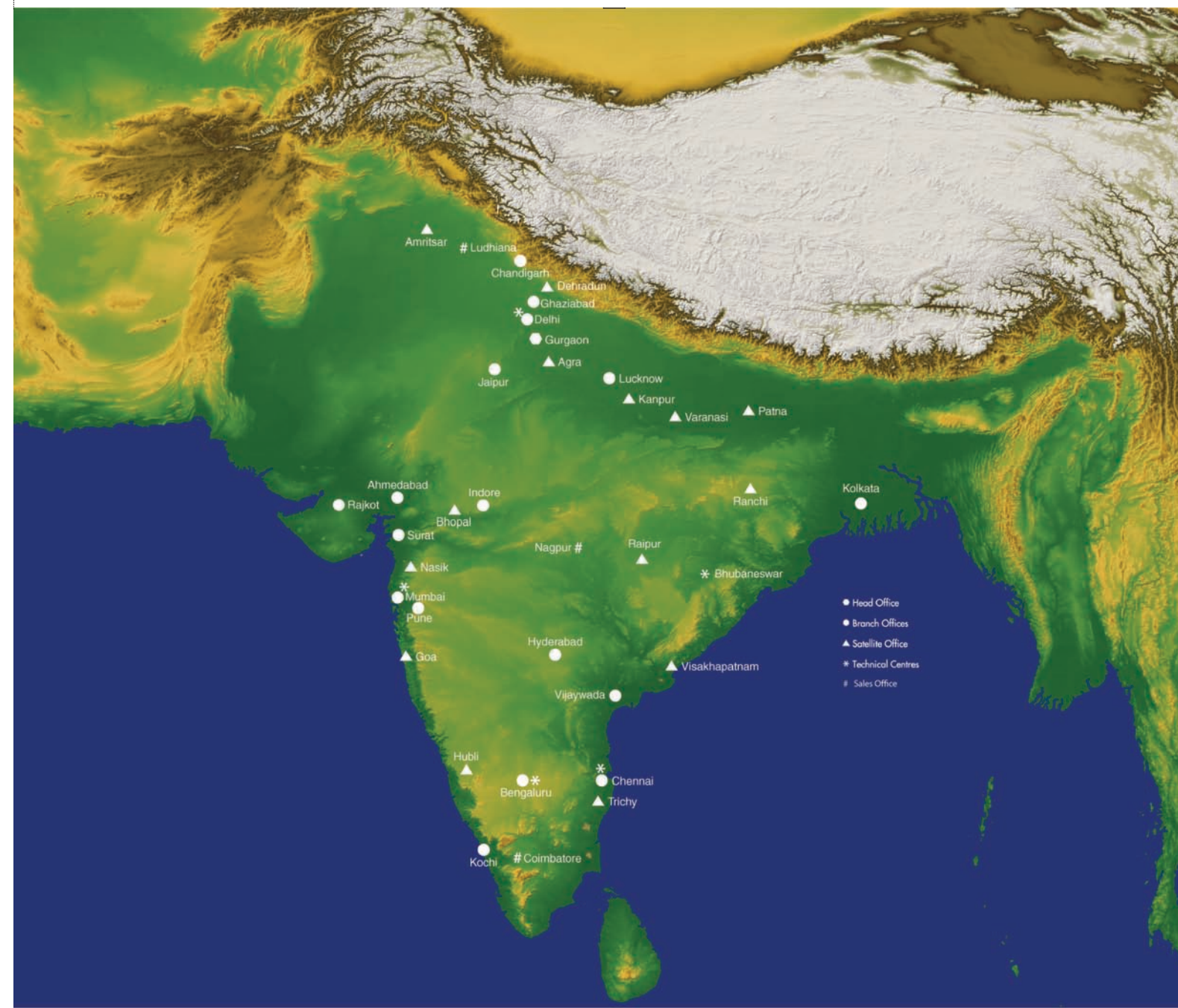


GK Series



Comfortable **ME**

for a greener tomorrow



MITSUBISHI ELECTRIC INDIA PVT. LTD.

HEAD OFFICE: 2nd Floor, Tower A & B, DLF Cyber Greens, DLF Cyber City, DLF Phase 3, Gurgaon - 122002 (Haryana)
Tel. No.: (Main): 0124-6739300 Fax: 0124-4630399 Website: in.MitsubishiElectric.com Email: customersupport@asia.meap.com
Customer Care Toll Free No - 1800 102 2626

TECHNICAL CENTERS: Bengaluru - 080-40201600; Chennai - 044 -49232222; Delhi - 011-65057900; Mumbai - 022-66116200

BRANCH/SALES OFFICES: Ahmedabad - 079-67777888; Bengaluru - 080-40201600; Bhubaneswar - 09073949597 Coimbatore - 0422-4385606; Chandigarh - 0172-4601645; Chennai - 044-49232222; Delhi - 011-65057900; Ghaziabad - 0120-4093681; Hyderabad - 040-43438888; Indore - 0731-4098991; Jaipur - 0141-4011109; Kolkata - 09038050952; Kochi - 0484-4862093; Lucknow - 0522-4002607; Ludhiana - 0161-4061654; Mumbai - 022-66116200; Nagpur - 0712-2284020; Pune - 020-27102000; Rajkot - 09586605009; Surat - 0261-4003111; Vijaywada - 0866-6516999.

SATELLITE OFFICES: Agra - 09536900140; Amritsar - 09780021037; Aurangabad - 09923339333; Bhopal - 09926347222; Dehradun - 08650158786; Goa - 09167113443; Hubli - 0844-8398010; Kanpur - 09205987322; Patna - 09073949596; Raipur - 08448397997; Ranchi - 0973949598; Trichy - 09205599022; Varanasi - 09559302666; Vizag - 09951655556



Collection & disposal process of E-waste under the new guidelines of E-waste (Management) Rules 2016. To facilitate & ease our Customers to dispose off Company e-waste product, Customer can get all details of company process on collection, disposal of e-waste product (i.e. 'Mitsubishi Electric' make Air Conditioner) and incentive/exchange schemes for returning of e-waste on Company website (www.mitsubishielectric.in) and / or Toll free number 1800 102 2626. Kindly take note of the symbol below which connotes that you should not dump any of the electrical and electronic equipment including air-conditioners in garbage bins, neither should you dispose off the same through any scrap dealers.

For more details on e-waste, please visit company website www.mitsubishielectric.in

MITSUBISHI ELECTRIC
AIR CONDITIONERS

Specifications are subject to change without prior notice
Designed and printed by www.toplineindia.com • Feb 2018

GK SERIES SPECIFICATIONS

Indoor Unit	Outdoor Unit		Function
	Source	Outdoor(V/Phase/Hz)	
MS-GK10VA	MU-GK10VA	MU-GK13VA	Cooling Only
MU-GK10VA	MU-GK13VA	MU-GK18VA	
MS-GK24VA	MU-GK24VA	MU-GK24VA	Cooling Only
MU-GK24VA	MU-GK24VA	MU-GK24VA	
230V/SinglePhase/50Hz			
Capacity	Rated TR	Rated KW	Rated TR
	0.75	0.740	1.0
Total Input	Rated TR	Rated KW	Rated TR
	3.65	3.65	1.450
EER			3.59
Sound Level (SPL)	Indoor Unit (Lo/Mid/Hi/Std)	dB(A)	37/42/47/53
	448	477	777
Air Volume	Indoor Unit	CFM	777
	448	477	777
Operating Current	A	A	8.2
	3.3	4.5	8.2
Indoor Unit	Dimensions	H*W*D	325 x 1100 x 238
	Weight	kg	16
Outdoor Unit	Dimensions	H*W*D	880 x 840 x 330
	Weight	kg	63
Ext. Piping	Breaker Size (MGB required)	A	20
	Diameter	mm	15
	Max. Length	m	30
	Max. Height	m	10
Refrigerant			R410A
BEE Star Rating			R410A



*MS-GK10/13 VA



Mitsubishi Electric's unwavering commitment to research and development is helping us create the next generation of groundbreaking technologies. Through our research centers around the world, we're taking on the challenges of technology to contribute to a better society in the future.

	Composition	Ozone depletion potential factor*	Toxicity	Stability
NEW REFRIGERANT R410A	Non-uniform boiling point composite refrigerant (HFC:R32/R125=50:50WT%)	0	NON	GOOD
CURRENT REFRIGERANT R22	Single component refrigerant (HCFC:R22=100WT%)	0.05	NON	GOOD

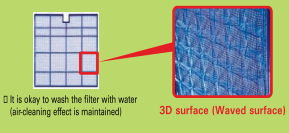
* Relative value when CFC is considered as 1

Many scientist believe that refrigerants that contain hydrochlorofluorocarbons such as HCFC-R22 with chlorine are a contributing factor to this problem. R410A - a chlorine-free, non-inflammable, environmentally friendly and energy efficient refrigerant offers a new alternative, in addition to the properties just mentioned, R410A is a easy to handle as the environmentally unfriendly R22 because of its pseudoazeotropic characteristics.

R410A is also highly efficient and provides the same level of performance as R22

Nano Platinum Filter

The filter has a large capture area and incorporates nanometre-sized platinum - ceramic particulates that work to kill bacteria and deodorise the circulating air. Better dust collection than conventional filters is also ensured.

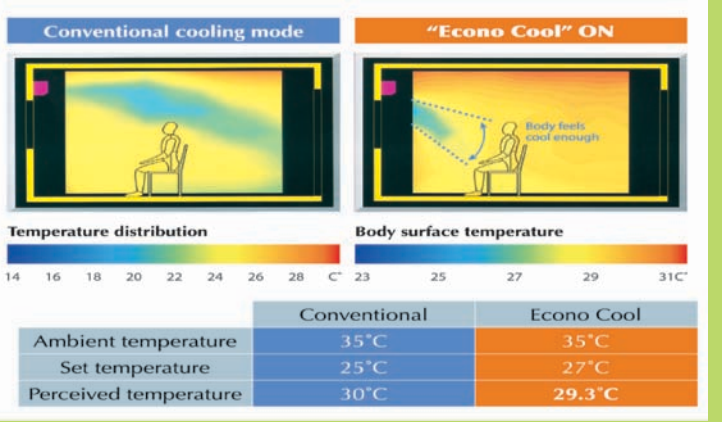


*Available in MS-GK Series

Econo Cool - smart save

The Econo Cool one touch operation automatically adjusts the direction of airflow based on the temperature at the air outlet. The set temperature can therefore be 2°C above conventional temperature settings without loss of comfort and with a 20% increase in energy efficiency.

Ensures greater comfort even when the temperature setting is 2 °C above conventional settings.



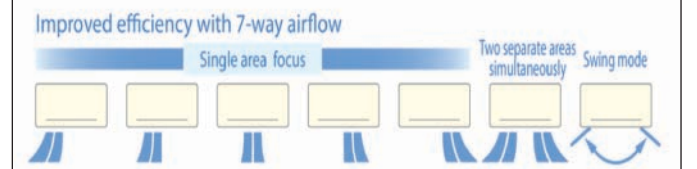
Electrostatic Anti-Allergy Enzyme Filter

The filter is charged with static electricity, enable it to trap allergens such as molds and bacteria and decompose them using enzymes retained in the filter.

*Optional

Wide & Long Airflow

Bringing extra comfort to your life, left-right vane can be automatically controlled by remote controller. Simply use of Wide vane mode, you can easily adjust direction of airflow to reach any corner of the room. The high-power motor combines with a newly designed "long mode" to push air out further, providing an extended airflow that can reach the far end of long living rooms or each the kitchen in open-concept living areas and studios. When operating in Long mode, the airflow can be extended as far as 12m.



By combining the use of Wide-vane mode and Long vane mode, you can adjust airflow horizontal 7 directions and vertical 6 directions. Exclusive to Mitsubishi Electric, this advantage ensures maximum control over air direction and flow up to 42 ways, which guarantee that the air conditioning effect isn't wasted, where it isn't needed.

LCD Remote Control

From temperature and operation mode to air volume and direction, you'll be able to customize your environment at a touch of a button. Large, easy-to-identify buttons allow for easy access to frequently used functions. The generous LCD display lets you check temperature and other operating conditions at a glance, while an easy open slide cover prevents inadvertent operation of preset controls and other functions.

Auto Mode: We offer you an easy way to comfort with auto mode. "Auto Vane" is created to set the vane angle automatically. These could let ideal temperature to be achieved in the shortest amount of time.

Mode Change : Change to "I FEEL"- "COOL"- "FAN"- "DRY"

Area Settings : Efficient cooling is realized for the target space.

Fuzzy Logic "I Feel"

In the room too hot or cold, too dry or humid? On auto mode selection, the fuzzy logic control system adjusts conditions to suit you. Your selected temperature setting is stored in the memory system and reproduced automatically each time you operate your air conditioning.

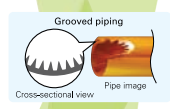
Electronic Metal Housing Box

This special box protects the electronic circuitry from dust ensuring its reliable operation and preventing fire in the event of a short circuit.



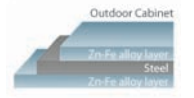
Grooved Piping

High-performance grooved piping is used in heat exchangers to increase the heat exchange area



Anti-rust

All outdoor cabinets have been treated with special anti-rust painting.



Powerful Cool

The automatic, one-touch Powerful Cool system ensures faster cooling. It produces 10% more airflow than the "high fan" speed, cooling the room in less than 15 minutes, then automatically returning to the regular setting.

Computerized dehumidification

Eliminate dampness without lowering the temperature for healthier, more comfortable air-conditioning, while enjoying great year-round economy.

24 Hour Timer

On/Off operation can be set simultaneously in 10-minute increment for a 24-hour period.

12 Hour On and Off Timer

Auto Restart

This function permits automatic return to previous operation conditions after a sudden power black-out. You can now sleep peacefully all through the night without having to get up and turn your air-conditioner back on.

Self-diagnostic function

In the unlikely event of a malfunction, the LED on the indoor unit flashes to indicate the exact spot to be checked.

Auto Vertical Vane

The air outlet vane swings left and right so that the airflow is spread quickly in the room.
* Available in MS-GK18/24

Auto Horizontal Vane

The air outlet vane swings up and down so that the airflow is spread evenly throughout the room

DC Fan Motor

A highly efficient DC motor drives the fan of the indoor unit. Efficiency is much higher than an equivalent AC motor.

MS-GK Series



MS-GK10/13 VA



LCD Remote Controller



MS-GK18/24 VA



LCD Remote Controller



MU-GK10/13 VA



MU-GK24 VA



MU-GK18 VA