

THE BEST BOOKS IN YOUR POCKET!


Jam-pack your Kindle, iPad, Android, Nook, or any device, full of amazing books with your own e-GO! Library. At your leisure pick your favorite titles from a wide array of categories for all tastes. Total speed, convenience & mobility are yours. Your e-GO! Library is an innovative way “to have & hold” a fresh and plentiful supply of great titles. It’s seemingly endless entertainment without the need for the internet or downloading! All in a preloaded, USB memory flash drive which puts a thousand of today's best books in your pocket!

Enjoy Anywhere Anytime!

TODAY'S TOP


1,000 BOOKS

+250 BONUS CLASSICS



e-GO!
Library

- ✓ Total Mobility & Convenience
- ✓ Pre-Loaded. Over 32 Categories
- ✓ No Internet / Wifi Needed
- ✓ Perfect for Travel
- ✓ Read Anywhere, Anytime



EXTRA BONUS!
+25 AUDIO BOOKS
at
eGoLibrary.com/bonus

Apple
 Windows
 android
 nook
 kindle

- | | |
|---|--|
| <ul style="list-style-type: none"> ✓ CONVENIENCE of Preloaded USB flash drive ✓ FORMATS for ALL eReaders & Mobile Devices ✓ NO need for Wi-Fi or Internet ✓ AVOID Downloading | <ul style="list-style-type: none"> ✓ SAVE Tons of Time & Effort ✓ PERFECT for Travel ✓ FUN for the Whole Family ✓ MAKES a Great Gift |
|---|--|

CHECK IT OUT HERE

Revised Edition: 1.2

Housetraining Your Dog - A Definitive Guide

*Written & Compiled By
Ruff Sitwell*

*Published By
Dog Training Institute*



Unauthorized distribution, resale, or copying of this material is unlawful. No portion of this book may be copied or resold without written permission.



Table of Contents

<i>Welcome to Dog Ownership!</i>	3
<i>Basic Housetraining Methods</i>	3
Crate Training	4
Paper Training	4
Litter Box Training	5
Puppy & Adult Dog Schedules	5
Schedule for Puppies	5
Schedule for Adult Dogs	6
<i>Behavioral Problems</i>	6
Submissive Urination	6
Excitement Urination	6
Marking	6
Separation Anxiety	7
<i>Health Related Problems</i>	7
Congenital Problems	7
Diseases & Medical Problems	8
Medication Related Problems	8
Old-Age Problems	8
<i>Dog Group Specific Issues</i>	9
Scent Hounds	9
Sight Hounds	9
Pointers & Setters	9
Retrievers	10
Late Maturers	10
Toy Breeds	10
<i>What You Need To Do To Fully Potty Train Your Dog!</i>	11
Housetraining Your Dog – A Definitive Guide	12

Welcome to Dog Ownership!

Every dog needs to be housetrained. No dog can be fully social until he learns where he should be eliminating and where he should not!

If this is your first dog (or puppy), you – and your dog - have lots to learn, but don't be alarmed. Neither of you can learn it all at once. Take it a step at a time and enjoy each other throughout the process.

Make it a fun experience for your pet. Your dog should enjoy these sessions instead of being fearful.

Some breeds are easy to housetrain as they don't like for their living quarters to be messy or smelly or they really like to please their owners. Other breeds are more difficult to housetrain. Others may take a special type of training. However, with patience and persistence, nearly every dog can be housetrained.

It is important to learn as much about the breed of your dog as you can. Talk to other owners, veterinarians, breeders, etc. and read books about the breed. If your dog is a mixture of breeds, learn about all the breeds you can identify in your dog.

Just a note: You may have gotten a puppy or you may have gotten a dog from a shelter, but whatever dog you have will be referred to as he, him, her, she, your dog, your friend, or your companion in this book.

Also, this book assumes the dog will spend the majority of his time in your home and that is why you are "housetraining" him. If he is going to be an "outdoor dog" then housetraining will be much harder to accomplish as it will not be habitual for him.

Basic Housetraining Methods


All dogs need to be housetrained – and, basically, all dogs can be housetrained. If you get a very young puppy, you may have to wait a few weeks before his body allows complete housetraining. If you get a previously abused or neglected dog, it may take a while for him to fully understand what is expected of him.

There are three primary methods of housetraining:

- The Crate Method – restricting your dog within the crate to prevent accidents.
- The Paper Method – practicing elimination on newspapers, paper towels, etc.
- The Litter Box Method – practicing elimination indoors and particularly in the litter box.

Crate Training

Crate training is simply putting your dog into a crate at times when you cannot watch him every second during housetraining, you leave home, you want him to sleep, you need him to be or feel safe, you are traveling with him (even to the vet), or you need more control over his behavior.



Crate training is important for dogs that will be left alone for periods of time or who will be boarded at a place where they will be crated. It is useful for restricting your new dog from access to various areas of the house. This will be helpful in keeping him from soiling those parts of the house while he is being housetrained. It will also keep him from chewing things he should not chew until he gets past that stage of life. Crates are a big help while traveling as well.

There are several types of crates – wire, plastic, nylon fabric, and combination. Some are collapsible and some simply come apart in two pieces.

Before asking your dog to enter the crate, ALWAYS take him to his potty place, use the cue word you've chosen to mean 'go potty' and give him ample time to potty.

Some important facts about crate training:

- Puppies should not spend more than 2 hours at a time in a crate.
- Make sure your dog is getting plenty of exercise and time out of the crate.
- Do NOT crate him all day while you are at work AND all night.
- Dogs should never be in a crate more than 8-10 hours of any 24 hours.
- The crate is a POSITIVE, happy, safe place. Keep it that way

Paper Training

This method can be used as a temporary method if the weather is bad. Medium or large dogs have too much urine and too much odor to their urine to be able to soak it up by papers. It would also make the papers too heavy and wet to fold up and put into the trash.

Select a convenient place like basement, bathroom or utility room in your home as the dog's papering area. Do not select an area with a hardwood floor.

Start with papering large areas and gradually as your dog gets used to it, reduce the space. Use the appropriate schedule for housetraining, but use the papers as her "potty place" and take her to them every couple of hours. Always praise her if she potties there. Do not try to train your dog to potty outdoors and indoors at the same time. Do not feed or play with your dog near the indoor place where he is supposed to potty. Be consistent and patient – indoor housetraining takes longer than outdoor.

<http://www.dogpottytrain.com/DogPuppies/index1.php?page=housetraining>

Please note that many breeds are not suited for paper training. Only very small (toy) breed dogs or puppies younger than six months should be paper-trained.

Litter Box Training

Only very small (toy) breed dogs or puppies younger than six months should be litter box trained. Medium or large dogs have large amounts of urine and feces, both of which are very smelly. The amount of litter needed to soak it all up would be very heavy to put into the trash. And the cost of the amount of litter needed per week would be prohibitive.

Use the proper schedule for housetraining, but use the litter box as his “potty place” and take him to it every couple of hours. Always praise him if he potties there.

Litter box is ideal for elderly owners, home alone dogs and toy breeds. However, it sometimes can be a hassle and it costs money.

While housetraining a puppy you need to help your dog relate to the designated place of elimination. With positive verbal commands you can make that happen. To make your pet respond during elimination, select the commands you are going to use. If you are using 'do it here' or 'potty-time', then stick to the single command. Different commands each day will only confuse your dog.

When your dog 'accidentally' eliminates at a wrong place or attempts to, you can use commands like 'freeze', 'hold it' or even a firm 'no'. These are positive reinforcements. After the spoken command you can pick up your dog and take him to his potty-place.

For alternative methods on potty training your dog, look up Page 12 for *Housetraining Your Dog – A Definitive Guide* e-book.

Puppy & Adult Dog Schedules

Schedule for Puppies

Establish a regular schedule of elimination trips and feedings. This helps you to control the times your dog has to go out and prevent accidents in the house. First thing in the morning (even before you have your coffee) carry the puppy outside. He can then come in and play for an hour. Feed breakfast in the crate and don't let him out again for a half hour. Then carry him back outside for potty. Puppies usually have a bowel movement after each meal so give him time to accomplish it.

Now he can have another indoor playtime for an hour or so. Don't give him free run of the house, use baby gates or close doors to keep him out of rooms he shouldn't go in. Keep him in an area where you can watch him constantly. If you give him too much freedom too soon, chances are, he will make mistakes more often. After playtime, take him outside again then tuck him into his crate for a nap.

Repeat the same procedure throughout the day: Potty outside first thing in the morning, one hour playtime, then potty, meal in crate, again then potty, playtime, then potty, nap, and potty, playtime, meal, etc. The playtimes can be lengthened as the puppy gets older and is more reliable. Eventually the puppy will be letting you know when he needs to go

<http://www.dogpottytrain.com/DogPuppies/index1.php?page=housetraining>

out but remember — if you ignore his request or don't move quickly he'll have an accident!

Schedule for Adult Dogs

You can use a modified puppy schedule to train a non-housetrained dog or one that's having housetraining problems. Start from the beginning just like a puppy, use a crate and put them on a schedule.

An older dog can be expected to control itself for longer periods provided you take it outside first thing in the morning, after meals and last thing at night. Until they're reliable, get them outside every three-to-four hours in between those times.

There are other potty training methods that you might want to teach your dog to suit your lifestyle. Want to learn more about them in details and enhance your potty training skills?

Behavioral Problems

Successful housetraining can be hindered by a few behavioral problems from your pet dog. Here are some of those cases stated below:

Submissive Urination

A dog that submissively urinates is urinating when he feels threatened. He may pee when he is being scolded, beaten, abused or seeing a stranger. Although that person may not actually be threatening the dog, but he (dog) perceives a threat. If this describes your dog's problem, start by taking him to the veterinarian to rule out any physical problem. If your dog is a male, have him neutered.

Try to understand exactly what makes your dog feel threatened. Be aware of when this happens and what occurs that leads to submissive urination.

Excitement Urination

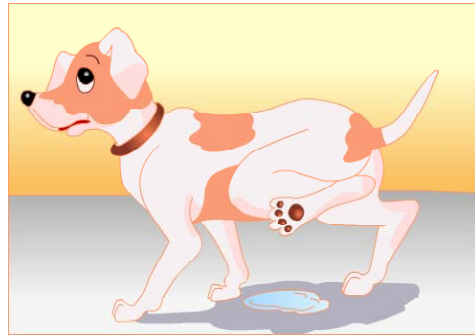
If your dog eliminates when he gets attention, seeing his owner or guests he likes it could be excitement urination. Excitement urination occurs most often during greetings or playtime. The thing that distinguishes it from submissive urination is that it is not accompanied by submissive posturing.

Make sure you play with him outdoors until the problem is resolved. Try to have your dog outside when he greets you and do not greet him until he has eliminated. Keep all greetings low key.

Marking

"Marking" is urinating in small amounts on the same surfaces or it may be done on multiple surfaces. Usually the dog doing the "marking" will sniff the surface in a set pattern before "marking" it.

Make sure the dog is not dealing with a physical problem by starting with a vet exam. Male dogs “mark” furniture much more frequently than female dogs. You can spay or neuter your dog. Female dogs do sometimes “mark” by squatting and male dog by lifting a leg. Do not punish your dog for “marking” as this is a natural dog behavior.



Separation Anxiety

Separation anxiety occurs mostly to home alone dogs. Your dog may exhibit separation anxiety by urinating, defecating, digging, scratching, or chewing while you are gone. If your dog is perfectly housetrained and behaves appropriately at all times except when you leave him – even if you are only gone less than an hour – he is suffering from separation anxiety. It also occurs to over-possessive dogs.

For this you need to change the leaving routine. You can confine your dog to a small area of your home, which is not carpeted, like a crate, bathroom or utility room while you are gone. But make sure it is comfortable and cozy to him. Put his bed or blanket in it. Put a favorite toy or two in it.

There are other special cases where housetraining your dog will prove to be difficult. If you want to know in details about those behavioral problems that might hamper your potty training sessions, refer to Page 12 for our *Housetraining Your Dog – A Definitive Guide* e-book and know the best possible ways to combat them.

Health Related Problems

If your dog gives you really a hard time housetraining, you should take your dog to a vet. The veterinarian may need to run a number of tests such as a urinalysis, blood tests, x-rays, and an ultrasound.

Congenital Problems

Congenital means that the problem occurred in the formation of the puppy in its mother’s womb. Therefore, the problem is present at birth. Many congenital problems can be dealt with successfully with a surgical procedure.

- Ectopic Ureters
- Juvenile Renal Dysplasia
- Urethral Sphincter Mechanism Incompetence
- Patent Urachus
- Urethral Diverticulum

Diseases & Medical Problems

Other medical problems that may occur in your dog. In such cases your dog should be taken to a vet without much delay. The medical problems can be:

- Bladder Stones
- Bloat
- Cushing's Syndrome
- Diabetes
- Nerve Injury Or Trauma
- Spaying Incontinence
- Tumor
- Urethral Obstruction
- Urethral Prolapse
- Urinary Tract Infection

Medication Related Problems

There are some medications that cause problems for dogs like lack of control over their bladder or sphincter. An example of such a medication is prednisone - a steroid that relaxes control of the smooth muscle of their bladder and/or bowels.

Under such a condition your dog may become prone to accidents. You need to reassure your pet that you are not mad at him and give him extra love and understanding. If need be, you can use a potty pad or doggie diaper.

Other problems owing to medications can be kidney failure.

Old-Age Problems

With age your dog can be affected by a number of health problems. It is important that you note any of the following symptoms and bring them to the attention of your veterinarian. They are:

- Dribbling Urine
- Unable To Urinate
- Kidney Failure

Dog health problems deserve the same attention that we give to our own health issues. Dogs face the same illnesses as we do. Therefore, you should be aware of all the diseases that may affect your pet, their symptoms and syndrome.

To provide your beloved pet with a healthy life, you need to have knowledge of all these diseases (some are even incurable), their prevention and cure. Refer to Page 12 for our *Housetraining Your Dog – A Definitive Guide* e-book to know the best possible ways to combat them.

Dog Group Specific Issues



Scent Hounds

Scent Hounds will chase after anything whose scent they pick up and they will totally forget they were supposed to potty. Many Scent Hounds have been “let out” to go potty and never been seen again! Therefore, a secure bottom fence is a must with these dogs, since they are diggers as well.

Keep your puppy on a leash every time you go outside and hold on tightly to the leash! Keep an enzymatic odor eliminator to erase the stench if he eliminates inside the house to avoid future accidents in the same place.

Some of the Scent hounds are: American Bloodhound, Basset Hound, Beagle, Bloodhound, Dachshund, Ibizan Hound, Otterhound, Pharaoh Hound, and Rhodesian Ridgeback.

Sight Hounds

A fenced area is absolutely necessary with Sight Hounds. Keep your puppy on a leash every time you go outside and hold on tightly to the leash! These dogs will chase anything that moves, including cars. Keep that in mind when you take him outside to his potty place. If he sees a rabbit and is not on a leash, he will be gone before you can even start to chase him down.



Some of the Sight Hounds include: Afghan Hound, Basenji, Borzoi, Italian Greyhound, Irish Wolfhound, Norwegian Elkhound, Saluki, the Whippet, etc.

Pointers & Setters

Many pointers have similar characteristics to the sight hounds and to the scent hounds so make sure you understand the issues written under the respective topics.

Terriers

Territorial by nature, they are prone to 'marking'. They are also diggers so a secure bottom fence is a must. Otherwise, you will lose your dog when you let him out to go potty.

Firmness and consistency are important in housetraining if you own a Terrier as they quickly learn exactly where and under what circumstances they can get away with not obeying you.

Retrievers

Retrievers are pretty simple to housetrain. They want to please their people and live in a clean environment. Retrievers often resist crate training and can even injure themselves in trying to get out and be with their people.

Late Maturers

Late Maturers take a longer time to mature mentally and physically. So it takes a long time for them to understand the difference between where they should potty and where not. They are also late at developing a control over their bladder.

If your dog is a late maturer, you may have more than 18 months of watching it closely and sometimes cleaning up an accident. Most likely your dog will be 3 years old before you can fully trust him to not have an accident.

Some of the Late maturers include: Irish Wolfhounds, all Mastiffs, Great Danes, Chinese Shar-Peis.

Toy Breeds

Toy Breeds can have special problems in housetraining. Think of your Toy Breed as a dog and not as a baby or as part human. Have the same expectations of your dog as you would if it were a Golden Retriever or Great Dane.

While Housetraining a Toy Dog make sure:

- The grass is kept very short if you take him outdoors to eliminate.
- He feels safe when he is eliminating outside with no large dog around.
- To practice indoor elimination if the weather is cold outside.
- You use a schedule and stick to it.
- To attach a leash when he is out of his crate or keep a watch over him

Some of the Toy Dogs are: Chihuahua, Yorkshire Terrier, Pug, Maltese, Miniature Pinscher, Papillon, Pekingese, Pomeranian etc

Whatever breed you have you will need to keep a constant eye on your dog, until your pet is fully housebroken. Watch your dog carefully. Try to comprehend his body language. For this you need to spend more time with your pet. Observe his movements closely. Watch what he does just prior to peeing or pooping?

If you notice your puppy is suddenly walking or running around in circles with his nose down smelling for the perfect spot – it means, your dog needs to eliminate. The puppy will show the same behavior every time. It may vary a little from pup to pup but they always show their own pre-potty pattern before the act.

<http://www.dogpottytrain.com/DogPuppies/index1.php?page=housetraining>

If your dog goes to the door and comes back and looks directly at you, take him to his potty place. This way you can handle and avoid accidents.

Always use positive reinforcements. If you punish him, you will find him sneaking off to another room to potty or slinking around the house acting guilty.

There are other effective signals you can teach your dog so that you understand your dog needs to potty.

Remember, though, to be consistent with praising your dog when he eliminates correctly.

I am sure no one fancies seeing himself picking up the poop after his dog, soaking up stains or removing odors...that too everyday. No one sees himself getting exhausted trying to housebreak his erratic dog and surely no one could ever imagine a scenario where he has to give away his dog as he's unable to fix potty training problems...

But, in reality, almost every dog owner goes through a phase of cleaning up messes, constantly keeping watch over their pups, or returning home to... that odor!!

And needless to say, if you, by chance, use the wrong methods or techniques, you may have to live with the mess and the stress of a non-housetrained dog for years...

In a moment I will take you to a website, where you can learn how to quickly and easily potty train your dog – and put a rest to all your housebreaking nightmares.

What You Need To Do To Fully Potty Train Your Dog!

Housetraining is a necessity. Every pet dog should be housetrained. But in order to make it a hassle-free exercise for you and your dog, you need to get hold of the right strategies and methods.

You require advanced potty training tips that will be concrete and powerful and will serve as a perfect troubleshooter for all kinds of housetraining problems - from **serious to minor** and from **common to complex**.

Presenting "**Housetraining Your Dog - A Definitive Guide**" – your one-stop resource to end all your potty training troubles, aggravations and frustrations.

With the proven potty training tips provided in this guide, you will be able to get rid of the biggest headaches of dog ownership – permanently!

And you can look forward to enjoying the treasures of owning a dog i.e. Unconditional Love, Loyalty and Companionship!!

The topics mentioned above are all chosen excerpts from the e-Book, giving you a sneak peek at what exactly we have in store for you. But it does not end here. You will get a package full of vital information on different aspects of dog housetraining and on connected issues.

<http://www.dogpottytrain.com/DogPuppies/index1.php?page=housetraining>

With this definitive guide in your hand, you will just need to invest a little amount of time and energy for a few short weeks and you will be able to effectively potty train your adult dog or puppy.

Simply follow the tested methods, strategies and tips discussed in this e-Book and be all smiles with your dog!

Housetraining Your Dog – A Definitive Guide

What does it offer?

- A treasure-trove full of step-by-step instructions and detailed guidelines on dog housetraining.
- Insight into what you should and should not be doing after you bring your new dog home Endless facts on indoor and outdoor housetraining.
- The numerous dos and don'ts you **MUST** keep in mind while your are housetraining your dog - Highlighted details on the various pros and cons of crate training, paper training, outdoor training, litter box training and diaper training.
- Advice on what positive reinforcements work the best for your dog.
- Details of housetraining issues faced by almost all breeds of dogs - individual information on as many as **60 dog breeds!**

Start Potty Training Your Dog Today!

Why go through hours and hours of tiresome job of looking for something that has already been collated and compiled into one single e-Book? Why not take full advantage of our 178 hours of research and fact-finding - that we have spent **ONLY** for our Breed specific section alone.

Wish you all the best in your effort to be a **BETTER PARENT** to your and make it fully housebroken.

With Regards,

Nancy Richards

President
Dog Training Institute.

<http://www.dogpottytrain.com/DogPuppies/index1.php?page=housetraining>

P.S. With "**Housetraining Your Dog - A Definitive Guide**", you don't need to hunt for information anymore. It reveals the ultimate secrets of potty training dogs that can turn even the most erratic ones into social, fully housebroken pets.

You are getting power-packed information on anything and everything on dog housetraining you can think of, along with the fabulous bonus offer. Grab the chance while it lasts.

And with my 100% money back guarantee you simply have nothing to lose.

[Buy The Housetraining Guide, Now!](#)

This book was distributed courtesy of:



For your own Unlimited Reading and FREE eBooks today, visit:

<http://www.Free-eBooks.net>

Share this eBook with anyone and everyone automatically by selecting any of options below:



To show your appreciation to the author and help others have wonderful reading experiences and find helpful information too, we'd be very grateful if you'd kindly [post your comments for this book here](#).



COPYRIGHT INFORMATION

Free-eBooks.net respects the intellectual property of others. When a book's copyright owner submits their work to Free-eBooks.net, they are granting us permission to distribute such material. Unless otherwise stated in this book, this permission is not passed onto others. As such, redistributing this book without the copyright owner's permission can constitute copyright infringement. If you believe that your work has been used in a manner that constitutes copyright infringement, please follow our Notice and Procedure for Making Claims of Copyright Infringement as seen in our Terms of Service here:

<http://www.free-ebooks.net/tos.html>



**STOP DREAMING
AND BECOME AN
AUTHOR YOURSELF
TODAY!**



It's Free, Easy and Fun!

At our sister website, Foboko.com, we provide you with a free 'Social Publishing Wizard' which guides you every step of the eBook creation/writing process and let's your friends or the entire community help along the way!

LOGON ONTO FOBOKO.COM

↙ and get your story told!

FOBOKO.COM

THE BEST BOOKS IN YOUR POCKET!


Jam-pack your Kindle, iPad, Android, Nook, or any device, full of amazing books with your own e-GO! Library. At your leisure pick your favorite titles from a wide array of categories for all tastes. Total speed, convenience & mobility are yours. Your e-GO! Library is an innovative way “to have & hold” a fresh and plentiful supply of great titles. It’s seemingly endless entertainment without the need for the internet or downloading! All in a preloaded, USB memory flash drive which puts a thousand of today's best books in your pocket!

Enjoy Anywhere Anytime!

TODAY'S TOP


1,000 BOOKS

+250 BONUS CLASSICS



e-GO!
Library

- ✓ Total Mobility & Convenience
- ✓ Pre-Loaded. Over 32 Categories
- ✓ No Internet / Wifi Needed
- ✓ Perfect for Travel
- ✓ Read Anywhere, Anytime



EXTRA BONUS!
+25 AUDIO BOOKS
 at
eGoLibrary.com/bonus

Apple
 Windows
 android
 nook
 kindle

- | | |
|---|--|
| <ul style="list-style-type: none"> ✓ CONVENIENCE of Preloaded USB flash drive ✓ FORMATS for ALL eReaders & Mobile Devices ✓ NO need for Wi-Fi or Internet ✓ AVOID Downloading | <ul style="list-style-type: none"> ✓ SAVE Tons of Time & Effort ✓ PERFECT for Travel ✓ FUN for the Whole Family ✓ MAKES a Great Gift |
|---|--|

CHECK IT OUT HERE