BOSON B-1 TaHoma to Bond Bridge Pro

Product Overview:

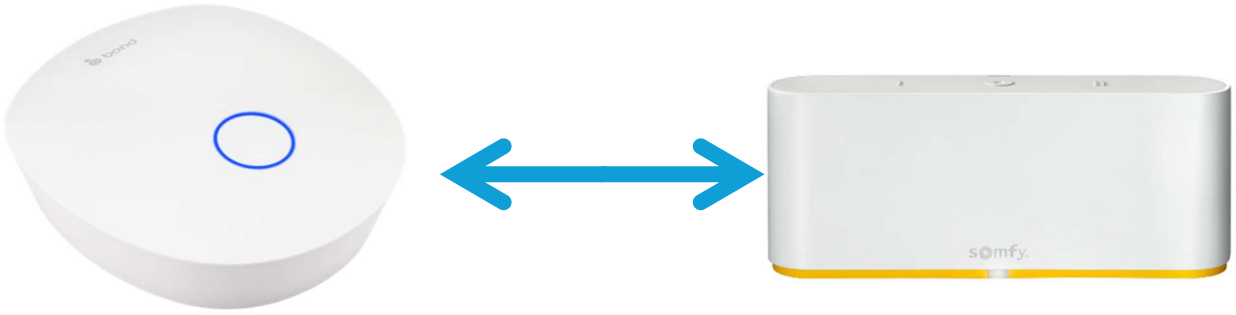

BOSON™ is a simple to use link to connect a TaHoma® Beecon or TaHoma® Switch to a Bond Bridge Pro® using 128-bit encryption in order for your to control group and schedule and control any Somfy® Zigbee motors.

BOSON uses PoE to power and communicate over IP to both the Bond Bridge Pro and a TaHoma Zigbee coordinator.



DIMENSIONS:

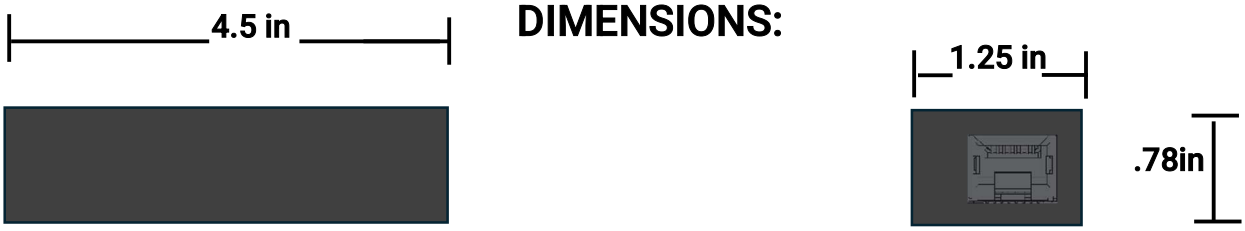

©2026 MODERN ATOMICS LLC | #340853 NOV. 2026
All brands, products, and trademarks are the property of their respective owners
www.ModernAtomics.com
23438 Texas Highway 35, Palacios, Texas 77465, United States
+1 (844) 771-8725

INSTRUCTIONS TO CONTROL ZIGBEE FROM BOND APP

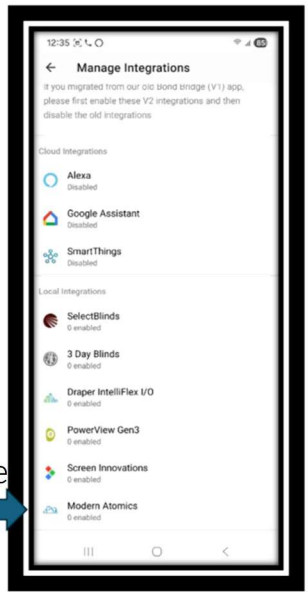

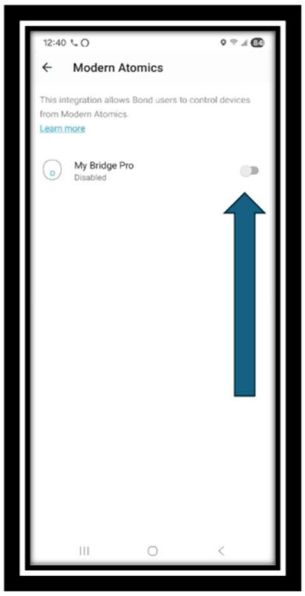

STEP 1: In Bond App go to advanced settings, Manage Integrations turn on Modern Atomics

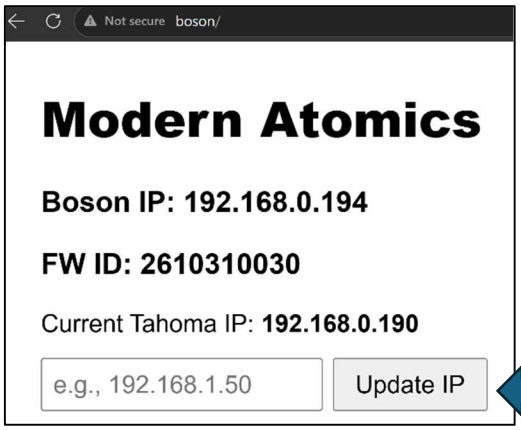

STEP 2: Plug in Boson to your PoE switch & open web browser and type “http://“boson/”

STEP 3: Enter your TaHoma IP address in the Textbox and click update IP

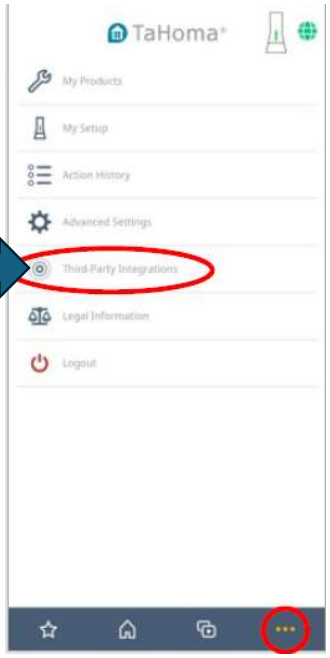

STEP 4: In your TaHoma app enable 3rd party integration. Select Crestron

STEP 5: Open Bond Bridge Pro IP “http://192.168.###.###/atomic” & enter

Boson IP Address found in step 2 and port 23, No username or pass

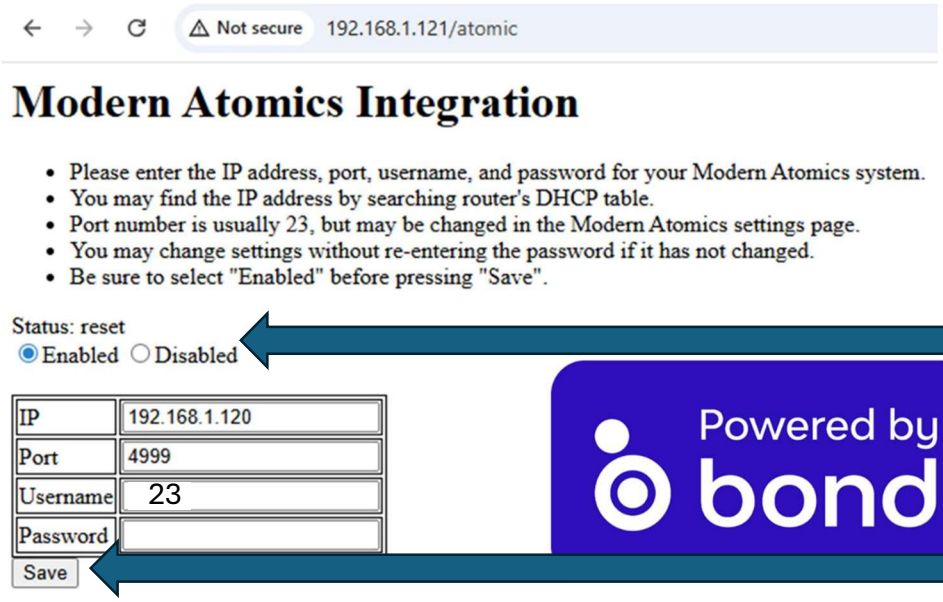

Click Enable then Save & reboot the Bond Bridge.

©2026 MODERN ATOMICS LLC | #340853 NOV. 2026
All brands, products, and trademarks are the property of their respective owners
www.ModernAtomics.com
23438 Texas Highway 35, Palacios, Texas 77465, United States
+1 (844) 771-8725