

CUSTOM GLAZE

polycarbonate roofing to suit your lifestyle...



MODERN
POLYCARBONATE
TRANSLUCENT
MODERN
STYLISH
TRANSLUCENT
DURABLE
DESIGNER
MODERN
POLYCARBONATE
TRANSLUCENT
MODERN
STYLISH
TRANSLUCENT
DURABLE
DESIGNER
MODERN
POLYCARBONATE
TRANSLUCENT



SUPREME
PLASTIC ROOFING

Maximise your living space and modernise your outdoor living area with **Custom Glaze .600**, a high quality polycarbonate roofing sheet that is engineered to withstand long-term outdoor UV exposure.

Selecting Custom Glaze .600

Custom Glaze is suitable for a variety of existing and future structures where the rafters are designed to be placed specifically at .600mm centres.

Custom Glaze .600 is a very cost effective polycarbonate roofing system providing a contemporary stylish flat roof look without the need for expensive glazing bars.

Both the overlapping ribs are spaced at .600 centres, allowing the overlapping rib to be positioned on the rafter effectively concealing the ribs when being viewed from below.

Custom Glaze .600 offers 99.9% UV protection and is extruded with an industry leading thickness of 2mm.

Custom Glaze .600 is available in all standard and custom lengths* up to 7.2 metres.


STANDARD LENGTHS (m):

1.8, 2.1, 2.4, 2.7, 3.0, 3.6, 4.2, 4.8, 5.4, 7.2

THICKNESS: 2mm

Colour

Custom Glaze .600 is available in Clear, Diffused, Bronze and Grey Tints.

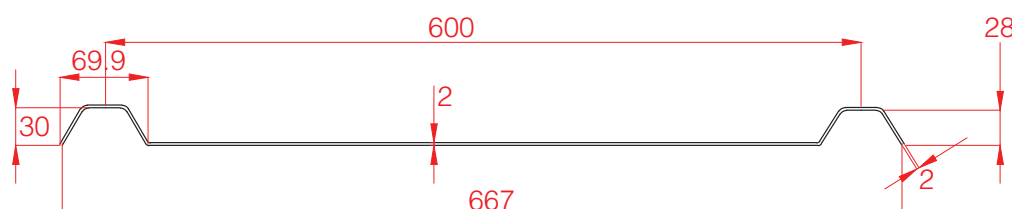


	clear	diffused	bronze tint	grey tint
Light Transmission %	93%	45%	27.5%	11.4%
Heat Reduction %	0%	29.5%	40.6%	26.7%

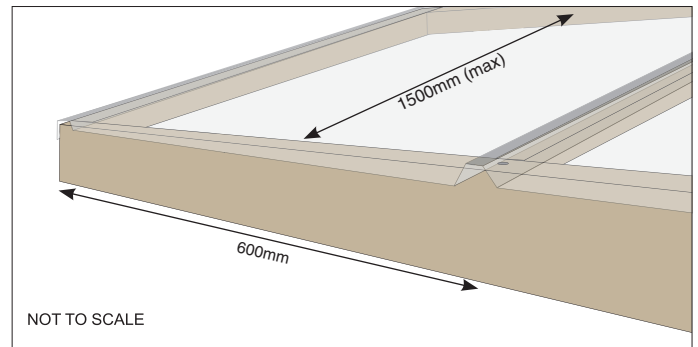
Light transmission in accordance with AS/NZS 4257.4 standard test method.
Heat Transmission in accordance with ISO 9050 Standard test method



Profile



Installation



NZBC Fire Group 1-S Rating



Custom Glaze has been extensively tested using the full scale ISO 9705 room test. This extensive testing utilises a gas burner exposing the sheeting to 100kw for 10 minutes, and then 300kw for a further 10 minutes. Custom Glaze achieves a NZBC 1-S Rating as flashover is not reached.



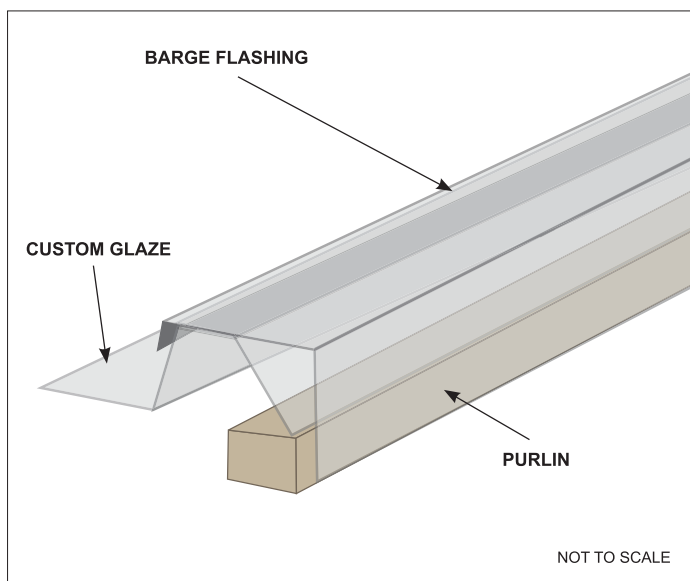
Warranty

Custom Glaze is supported by a comprehensive 25 year Lifetime (weather breakage) Warranty and a 10 Year Loss of Light Warranty.

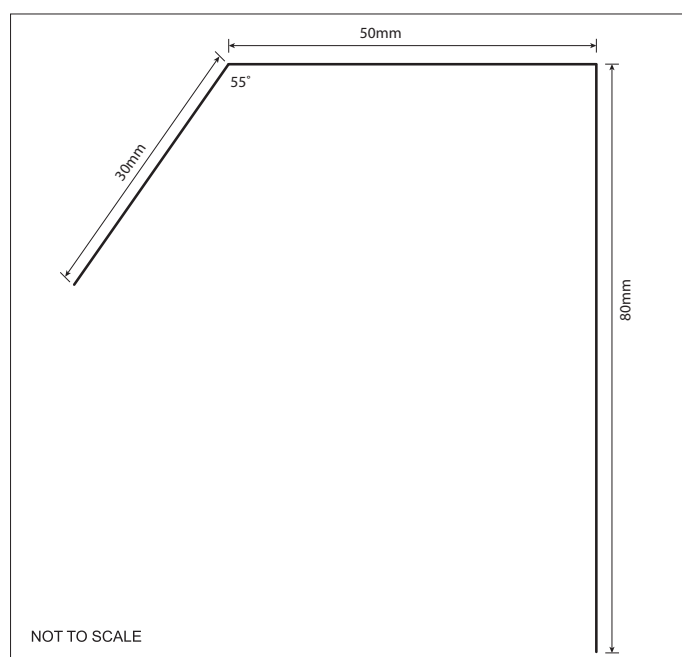
For details visit www.alsynite.co.nz or call 0800 257 964



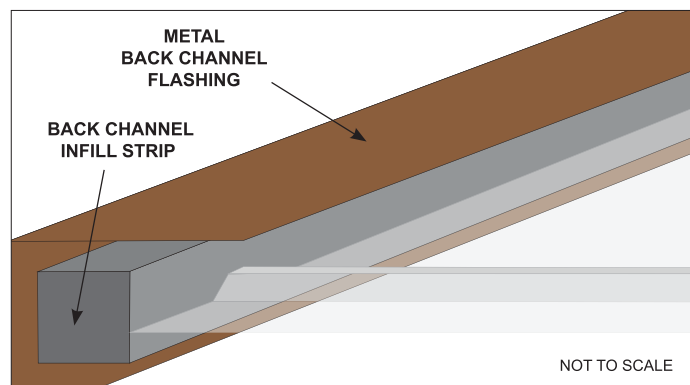
Barge Capping



Barge Capping Profile



Metal Back Channel Flashing



Installation Information

■ RECOMMENDED ROOF PITCH

The recommended minimum roof pitch for Custom Glaze .600 is five degrees.

■ PURLIN SPACING

Custom Glaze .600 is designed to be installed on purlins at a maximum of 1500mm centres.

For installations in snow prone areas, the purlin spans should be reduced to a maximum of 600mm centres.

■ NOISE STOP TAPE

Alsynite Noise Stop Tape should be installed on purlins prior to fixing the sheet to the purlins.

■ FIXING CUSTOM GLAZE TO THE PURLINS.

Ensuring your Custom Glaze is presented in pristine condition, there is a protective film on both sides of the sheeting. This film can be peeled back off the sheets at install after drilling the fixing holes and prior to securing the fixing into the purlin.

To fasten Custom Glaze .600, it is recommended that Custom Glaze Alsynite Multipurpose Fasteners are used. They are specifically designed for fixing Custom Glaze securely to the purlins. Custom Glaze .600 must be fixed on every crest of every purlin.

Custom Glaze .600 has an overlapping rib and an underlapping rib, these are specifically designed so that the exact effective cover is maintained across the structure.

Please ensure the over lapping side fits over the underlapping rib, refer to fixing instructions included in the pack.

Handling, Storage & Cleaning

Store sheets on a flat surface in a well protected and shaded area, out of direct sunlight. Stacked sheets stored in the sun will cause heat build-up and possible distortion, even if covered. If damage occurs in this situation, the warranty is void.

Prevent moisture getting between stored sheets as this may cause whitening. Clean sheets regularly with warm soapy water (mild detergent) and a soft sponge. Take care not to scratch the sheet. Hose down thoroughly.

Custom Glaze polycarbonate roofing is affected by methylated spirits, benzene, petrol, ketones, acetone, phenols, chlorinated and aromatic hydrocarbons, petroleum-based paints, abrasive cleaners and solvents.

The measurements stated in this brochure are accurate, however the drawings are an artists impression and should not be relied upon when designing your structure.

* If you require a sheet length that is not standard, you will need to purchase the next standard length of sheet. Eg if you require a length of 2.3m, you will need to purchase a 2.4m length sheet.

Accessories

■ FASTENERS

6x Alsynite Multipurpose Fasteners
12g x 65mm with 32mm weatherlock washer per lineal metre.

■ FLASHINGS *(to suit your roof design)*

- Polycarbonate Barge Capping
- Metal Back Channel Flashing

■ FOAM

- Alsynite Noise Stop Tape
- Alsynite Back Channel Infill Strip (optional)
- Alsynite Custom Glaze Eave Infill Strip



polycarbonate roofing to suit your lifestyle...

Alsynite Custom Glaze™ is a Trademark of Alsynite NZ Ltd.

Supreme Plastic Roofing
Unit 1, 29-31 Princes Street, Onehunga, Auckland
Ph: 09 636 0949 | Fax: 09 636 0940 | Email: info@supremeplastics.co.nz

