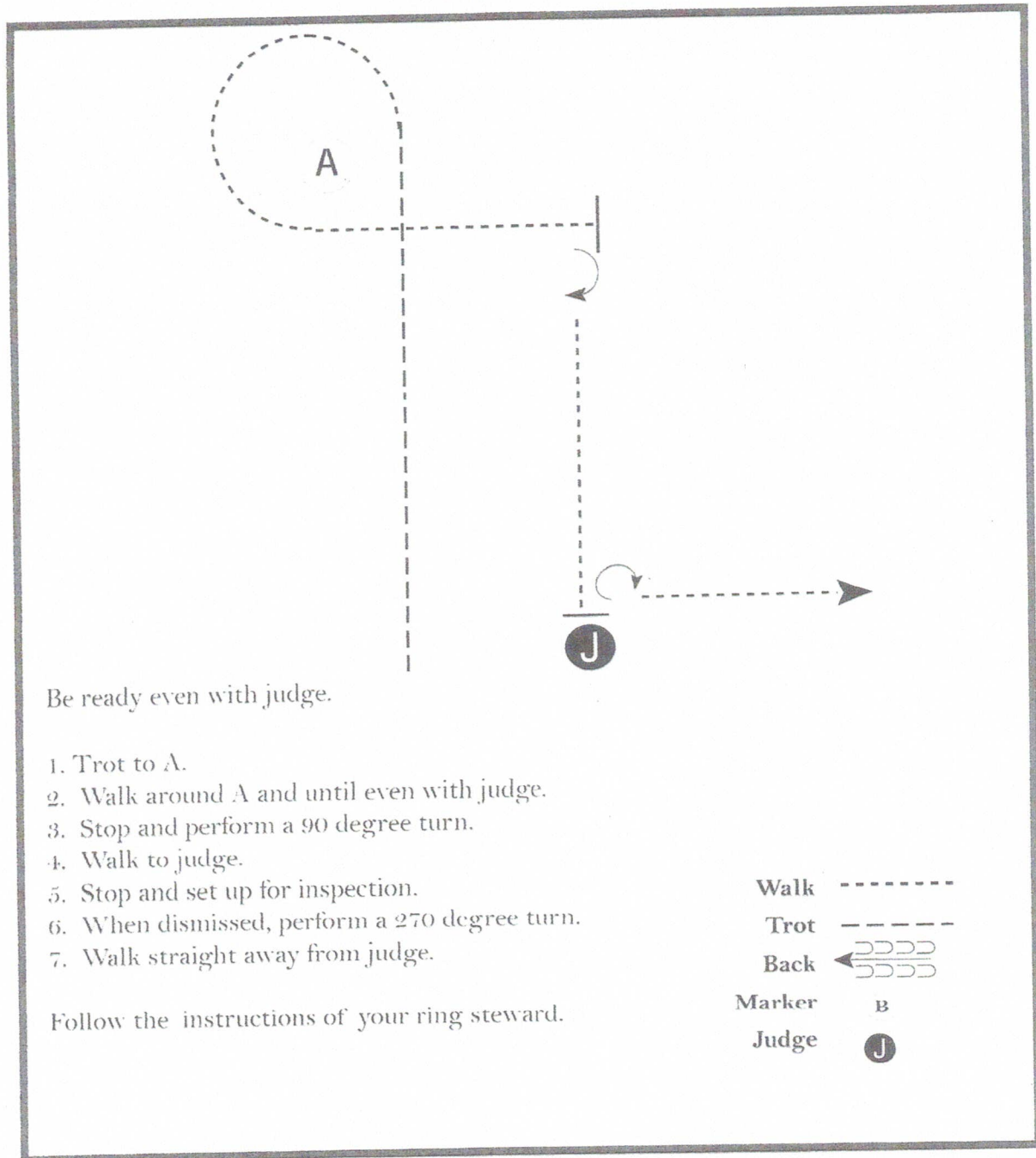


APHC/QHAA Spring Spectacular
Class # 180, 182, 610

Showmanship (Small Fry)

Show Date:

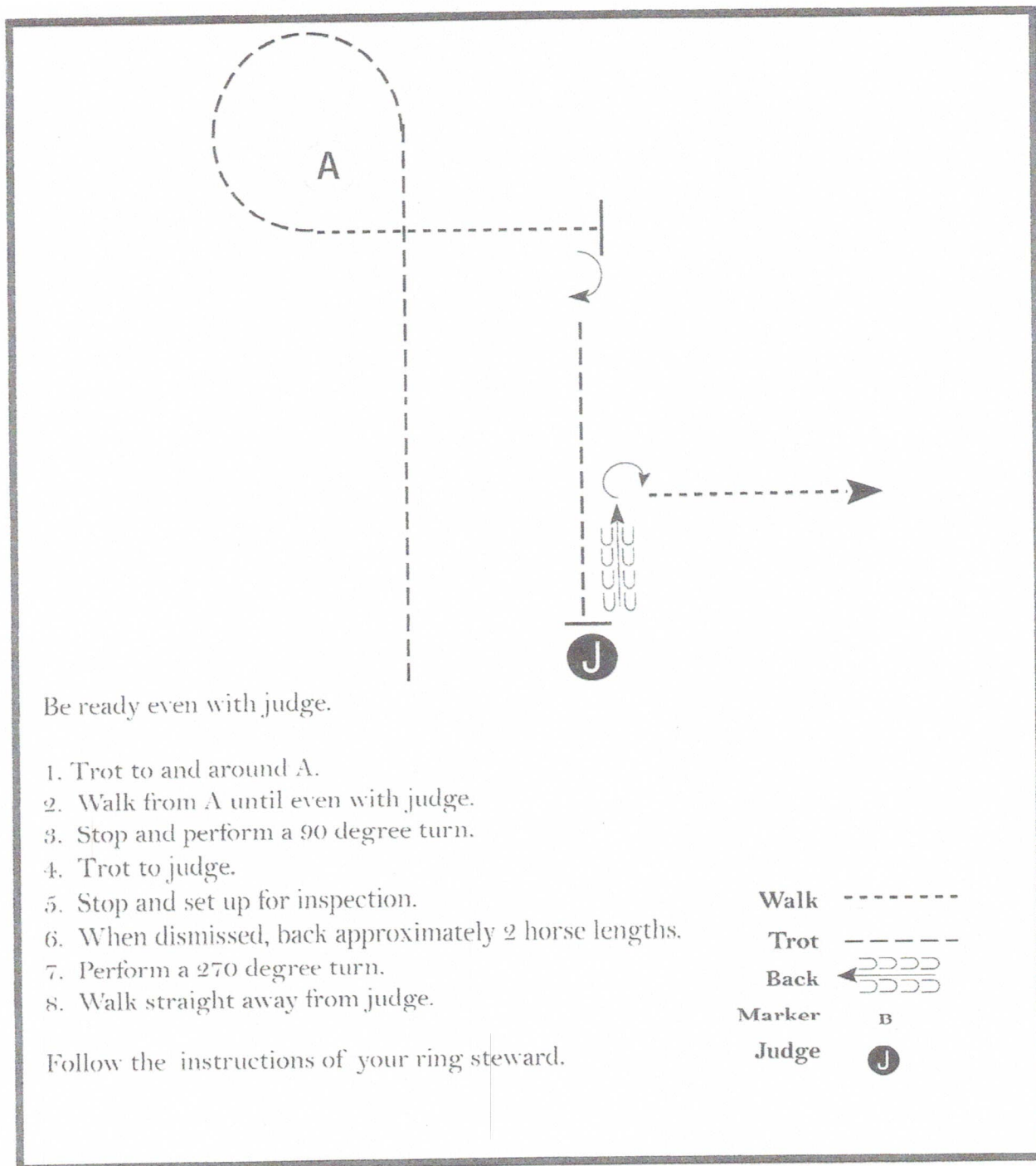


[S/WT-76]

Pattern Provided by:
Clint Fullerton

APHC/QHAA Spring Spectacular Showmanship Novice Amat, Novice Youth

Class # 184, 186, 188, 194, 612, 614,
(A/B Youth W/T will walk the pattern)

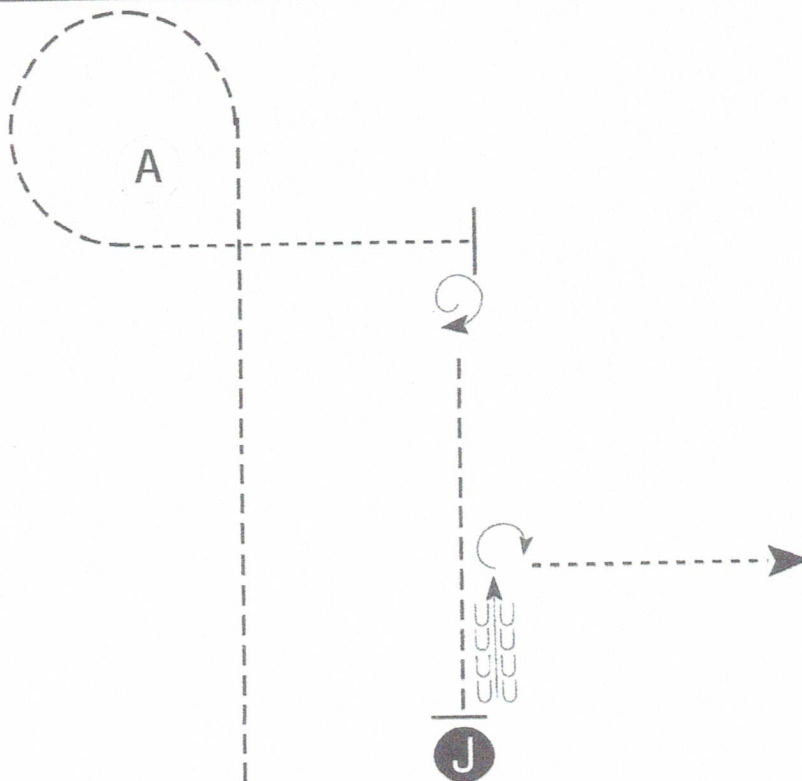


[S/2-76]

Pattern Provided by:

Clint Fullerton

**APHC/QHAA Spring Spectacular
Amateur/ Youth Showmanship
Class # 190,192, 196, 616, 618, 620
(Amateur W/T will walk the pattern)**



Be ready even with judge.

1. Trot to and around A.
2. Walk from A until even with judge.
3. Stop and perform a 450 degree turn.
4. Trot to judge.
5. Stop and set up for inspection.
6. When dismissed, back approximately 2 horse lengths.
7. Perform a 270 degree turn.
8. Walk straight away from judge.

Follow the instructions of your ring steward.

Walk	-----
Trot	- - - - -
Back	← 33333
Marker	B
Judge	● J

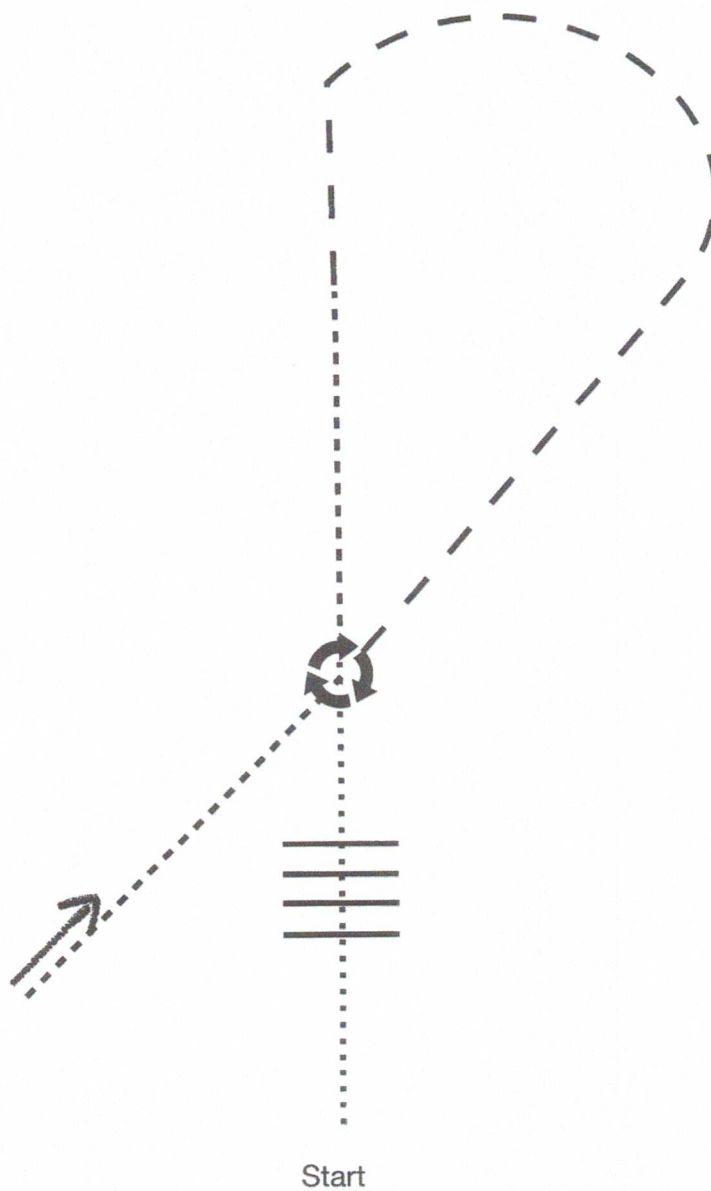
[S/3-76]

Pattern Provided by:

Clint Fullerton

APHC/QHAA Spring Spectacular

Small-fry & W/T Ranch Riding Classes



1. Walk
2. Walk over logs
3. Trot
4. Extended trot
5. Stop
6. 360 either way
7. Trot
8. Stop and back

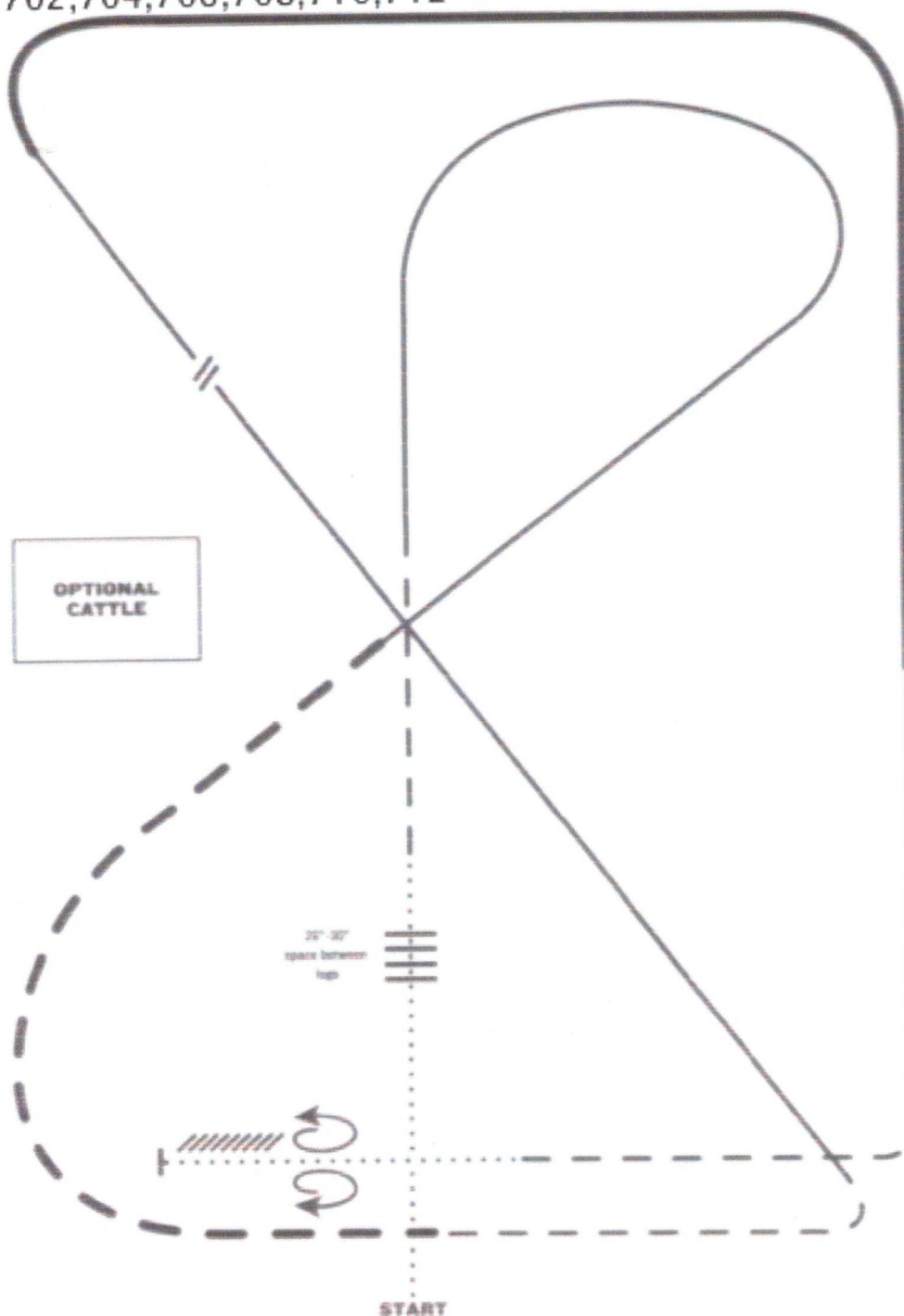
RANCH RIDING - PATTERN 5

RANCH RIDING CLASSES

#300, ~~302~~, 702, 704, 706, 708, 710, 712

LEGEND

.....	Walk
.....	Extended Walk
---	Trot
---	Extended Trot
---	Lope
---	Extended Lope
	Back
	Lead Change



OPTIONAL
CATTLE

25" - 30"
space between
logs

START

1. Walk
2. Walk over logs
3. Trot
4. Lope right lead
5. Extended trot
6. Trot
7. Lope left lead
8. Change leads (simple or flying)
9. Extended lope right lead
10. Collect lope
11. Trot
12. Walk
13. Stop and back
14. 360° turn each direction (either direction 1st) (L-R or R-L)

Note: The drawn description of this pattern is only intended for the general depiction of the pattern. Exhibitors should utilize the arena space to best exhibit their horses.

Spring Classic Spectacular Show

Hunt Seat Eq (Walk Trot youth/Amateur,L1 Am, L1 Youth, Small Fry)

Show Date: June 6-8/25

www.HorseShowPatterns.com

www.HorseShowPatterns.com

Be ready at A.

1. Walk for 3-4 strides.
2. Posting trot on the right diagonal for 6 strides.
3. Change diagonals and trot a circle to the right.
4. When at the center, sitting trot in a straight line for 6-8 strides.
5. Halt and back approximately one horse length.

Follow the instructions of your ring steward.

Walk	-----
Trot	- - - - -
Extended Trot	— — — — —
Canter	— — — — —
Leg Yield	
Lead Change	↗ ↘
Back	← ← ← ← ←
Marker	Ⓚ
Sidepass	← — — — —
Hand Gallop	— — — — —

[HSE/WT-63]

Pattern Provided by:

Judges

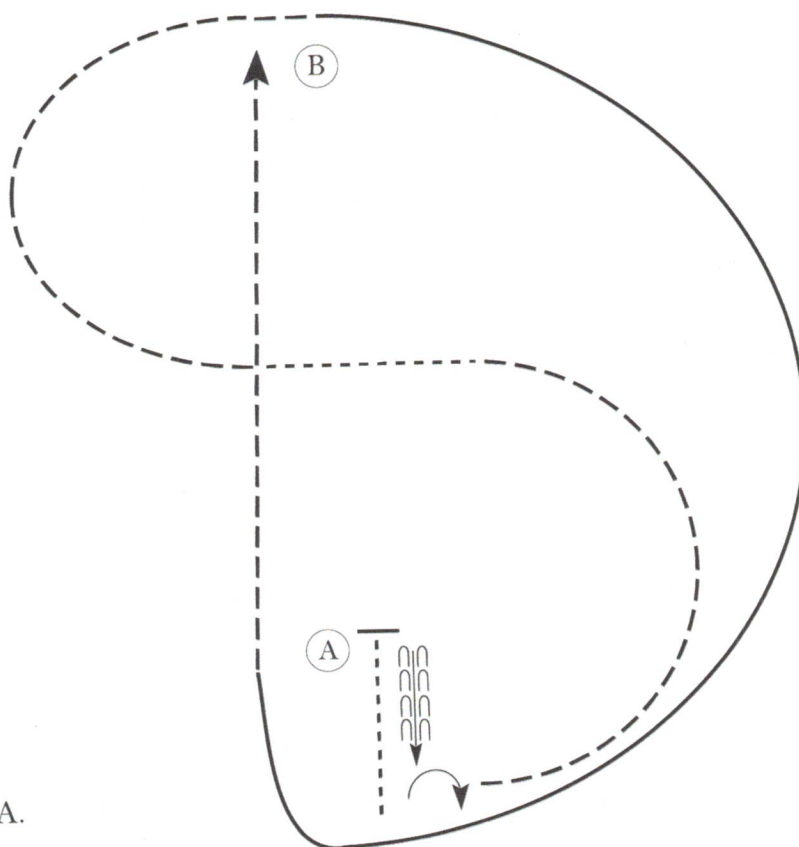
Spring Classic Spectacular Show

Hunt Seat Eq (nov youth, nov Amateur, L1 Am, L1 Yth, 13 under)

Show Date: June 6-8/25

www.HorseShowPatterns.com

www.HorseShowPatterns.com



Be ready before A.

1. Walk to A, stop and back approximately one horse length.
2. Perform a 90 degree forehand turn right.
3. Trot on the right diagonal in a half circle to center of pattern.
4. Walk 2-3 horse lengths.
5. Sitting trot in a half circle to B.
6. Canter on the right lead to and around A.
7. Trot on the left diagonal to B.

Pattern is over once you pass B.

Walk	-----
Trot	- - - - -
Extended Trot	— — — — —
Canter	=====
Leg Yield	
Lead Change	
Back	←←←←←
Marker	⊙
Sidepass	←←←←←
Hand Gallop	=====

[HSE/1-67]

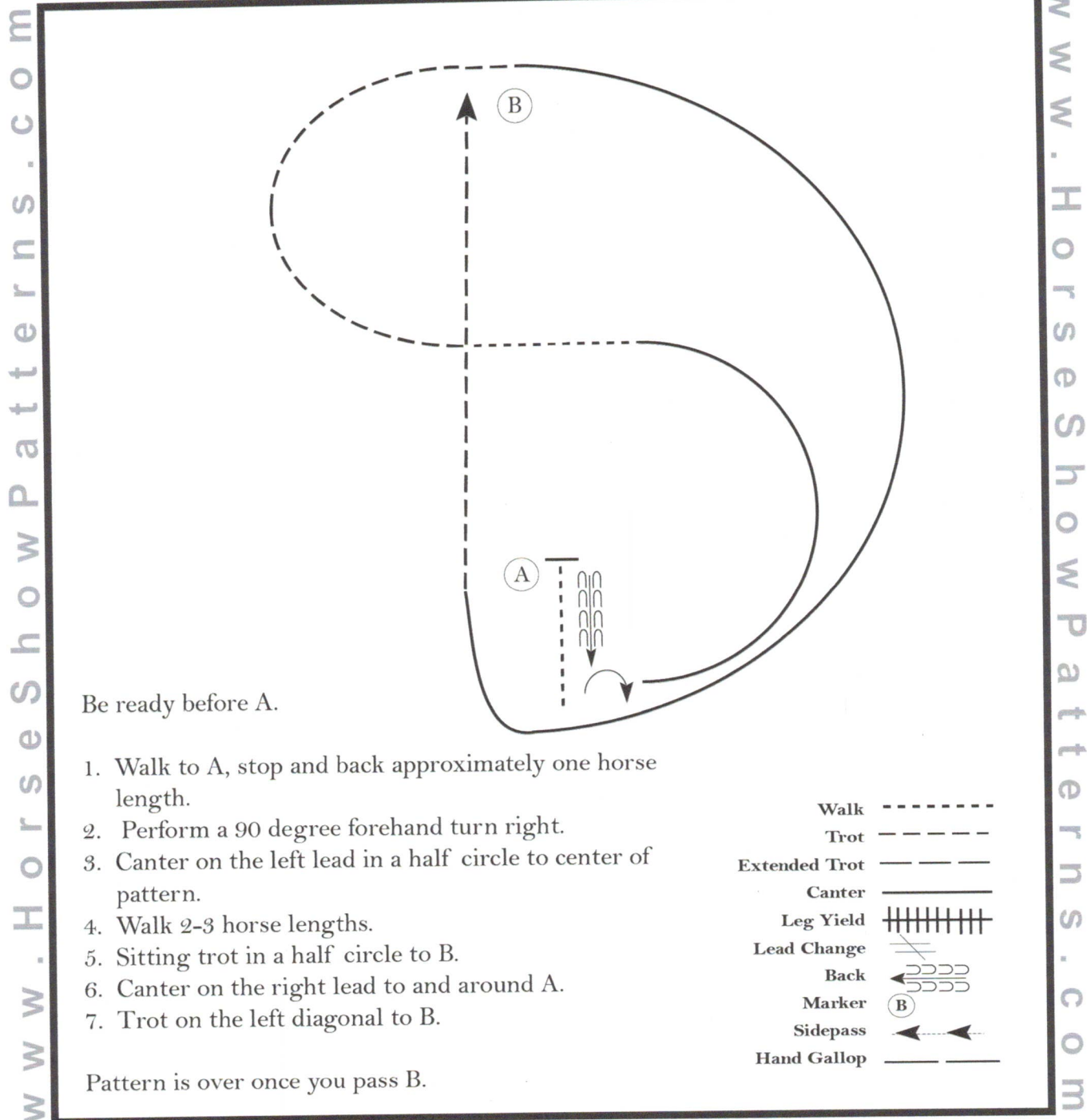
Pattern Provided by:

Judges

Spring Classic Spectacular Show

Hunt Seat Eq (18& under Youth, Youth, Amateur, Select)

Show Date: June 6-8/25



[HSE/2-67]

Pattern Provided by:

Judges