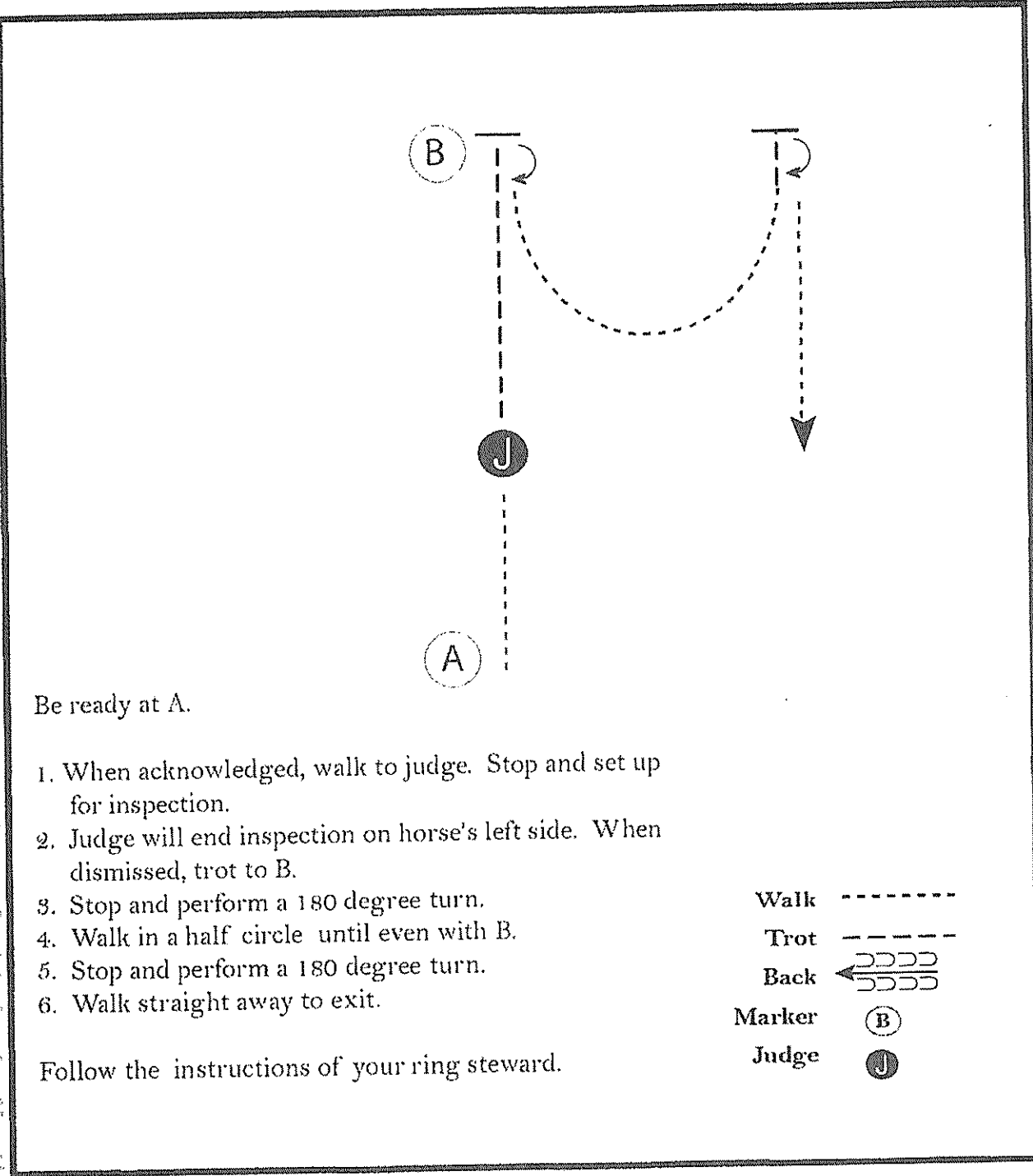


# Showmanship

## (Pee Wee, Small Fry 10 & Under)

Class 58,59

Show Date: June 2024



Be ready at A.

1. When acknowledged, walk to judge. Stop and set up for inspection.
2. Judge will end inspection on horse's left side. When dismissed, trot to B.
3. Stop and perform a 180 degree turn.
4. Walk in a half circle until even with B.
5. Stop and perform a 180 degree turn.
6. Walk straight away to exit.

Walk	-----
Trot	----- 
Back	←----- 
Marker	Ⓚ
Judge	ⓐ

Follow the instructions of your ring steward.

[S/WT-89]

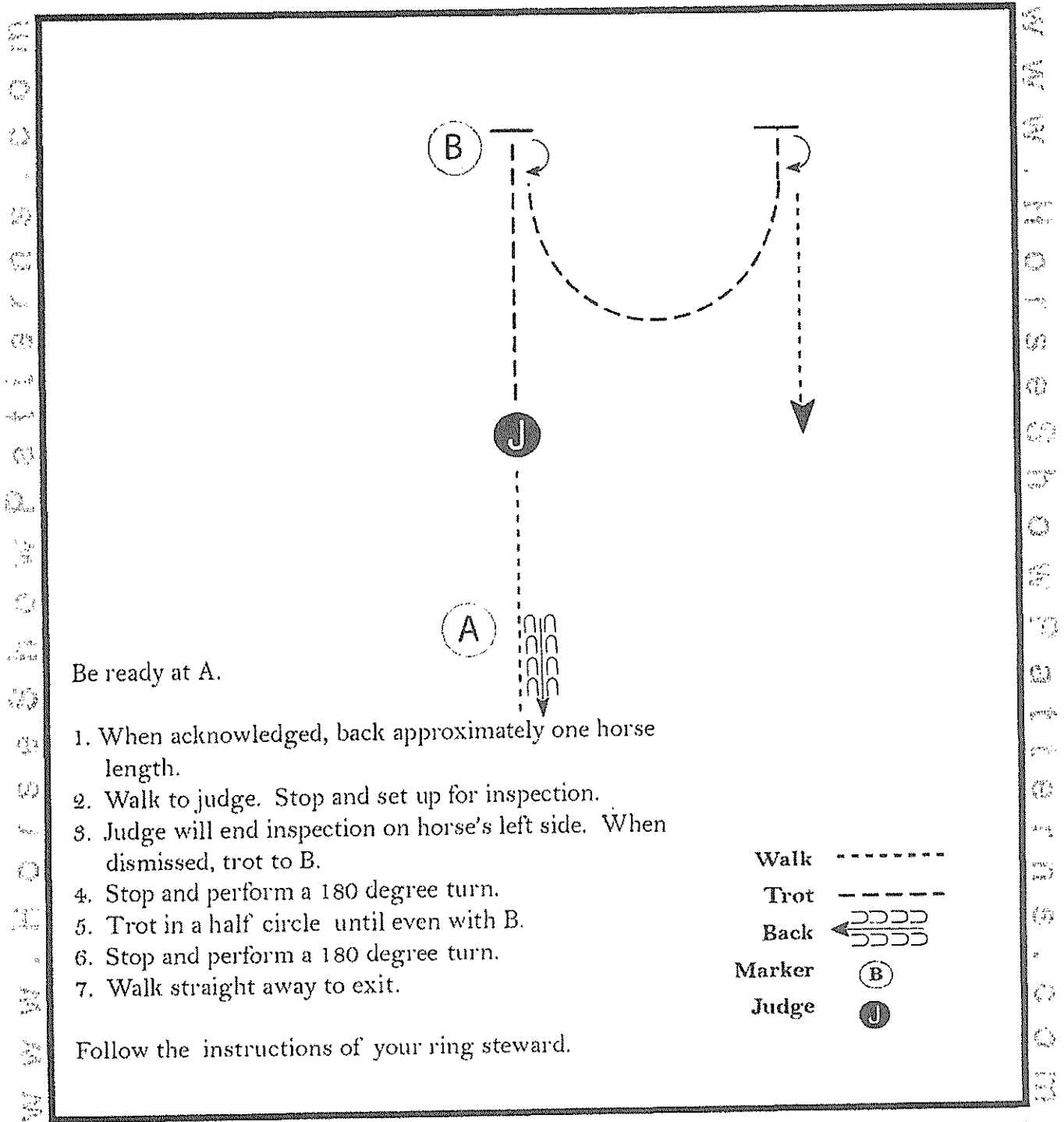
Pattern Provided by:

*Judges*

# Showmanship

(All Breed 18 & under, Level 1 Youth, Level 1 Amateur)

Class 60, 62, 63  
 Show Date: June 2024



Be ready at A.

1. When acknowledged, back approximately one horse length.
2. Walk to judge. Stop and set up for inspection.
3. Judge will end inspection on horse's left side. When dismissed, trot to B.
4. Stop and perform a 180 degree turn.
5. Trot in a half circle until even with B.
6. Stop and perform a 180 degree turn.
7. Walk straight away to exit.

- Walk -----
- Trot - - - - -
- Back ← D D D D D
- Marker (B)
- Judge (J)

Follow the instructions of your ring steward.

[S/2-89]

Pattern Provided by:  
*Judges*

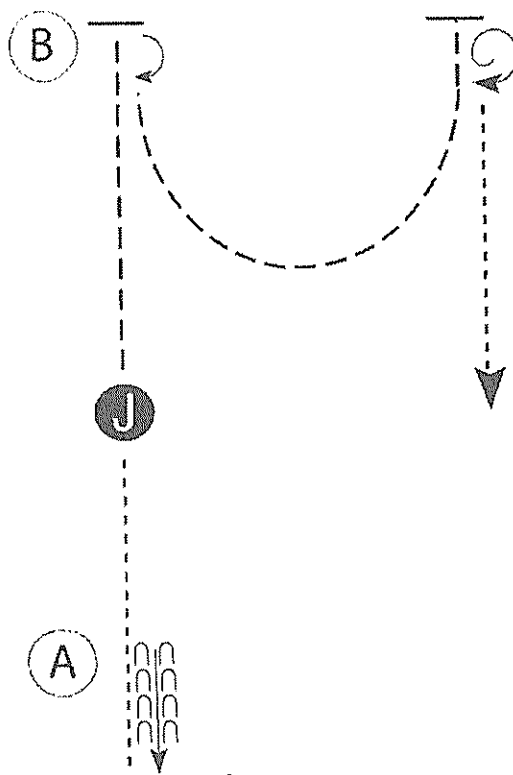
# Showmanship

(All Breed 18 & over, Youth, Amateur, Select)

Class 61, 64, 65, 66  
Show Date: June 2024

W W W . H O R S E S H O W P A T T E R N S . C O M

W W W . H O R S E S H O W P A T T E R N S . C O M



Be ready at A.

1. When acknowledged, back approximately one horse length.
2. Walk to judge. Stop and set up for inspection.
3. Judge will end inspection on horse's left side. When dismissed, trot to B.
4. Stop and perform a 180 degree turn.
5. Trot in a half circle until even with B.
6. Stop and perform a 540 degree turn.
7. Walk straight away to exit.

Walk	-----
Trot	-----
Back	←←←←← ←←←←←
Marker	ⓑ
Judge	ⓐ

Follow the instructions of your ring steward.

[S/3-89]

Pattern Provided by:

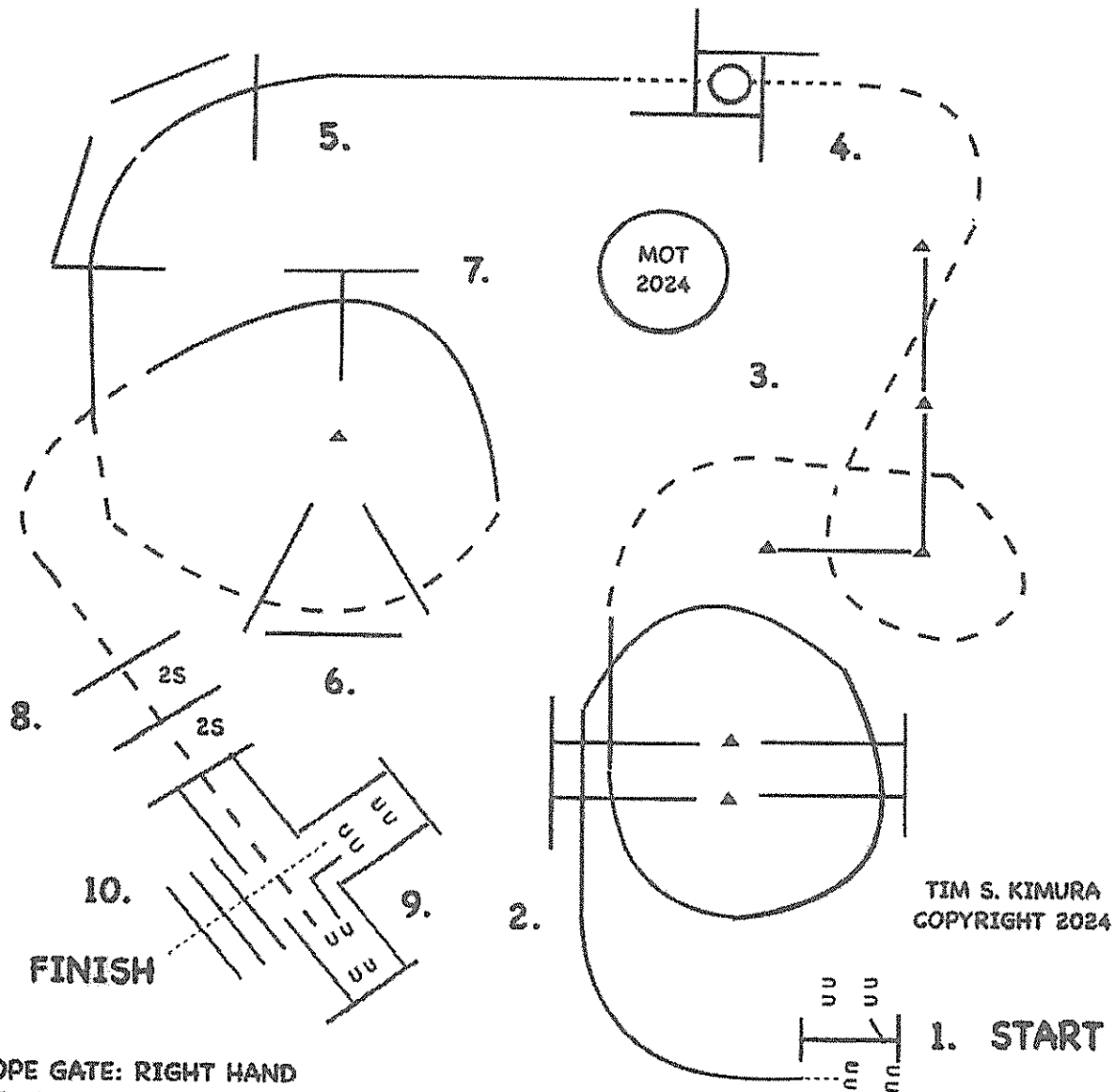
*Judges*





**QHAA Spring Spectacular  
Trail**

**All Breed, L1 classes and Jr .  
Class # 102,103,104,105,106,107.**

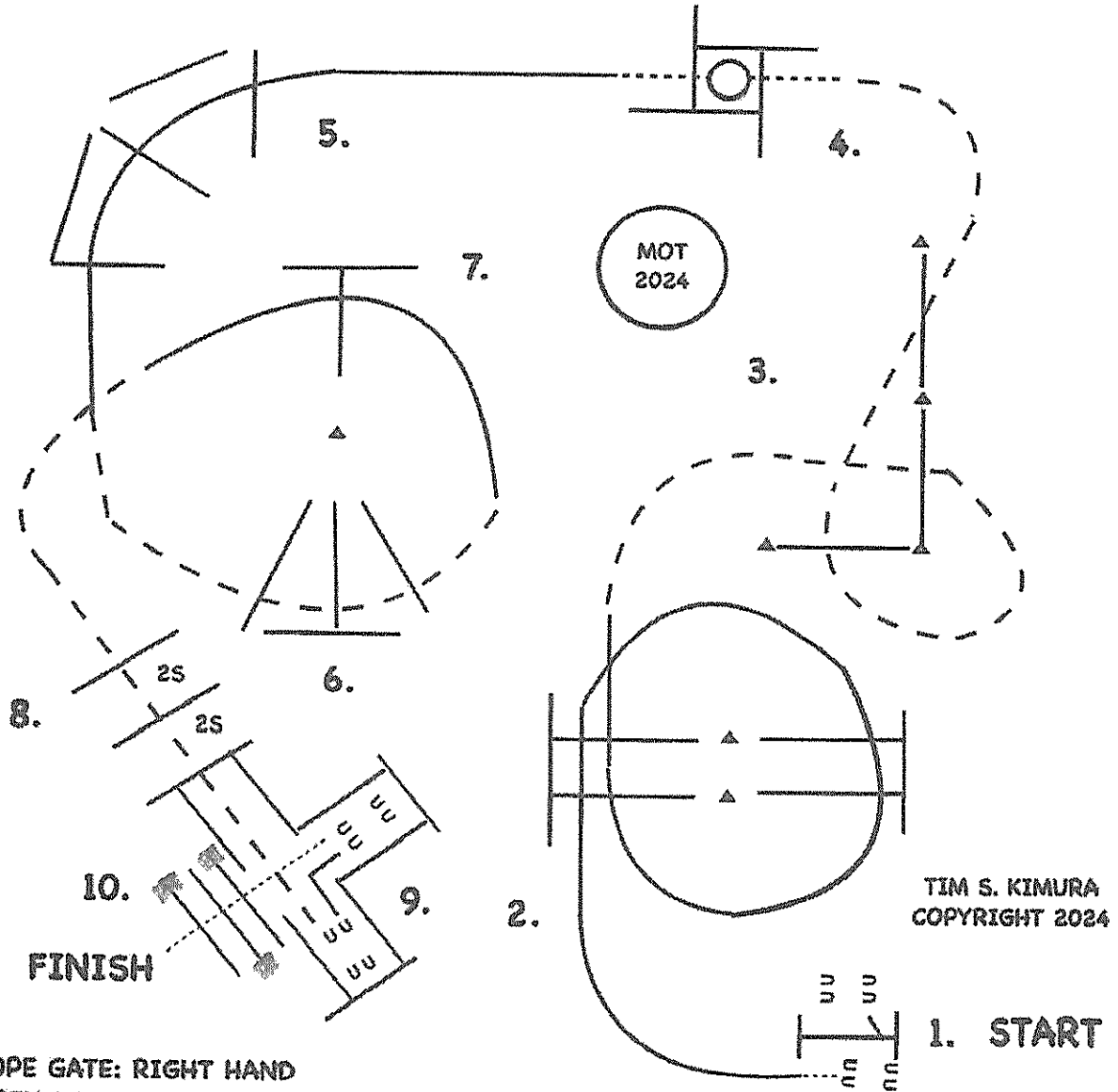


1. ROPE GATE: RIGHT HAND OPEN, WALK THROUGH AND CLOSE GATE
2. YOU MAY WALK FORWARD, THEN LOPE OVER POLES (RIGHT LEAD).
3. BREAK TO THE JOG, JOG THROUGH SERPENTINE, JOG OVER POLES.
4. STOP OR BREAK TO THE WALK, WALK INTO BOX, EXECUTE A 360 TURN EITHER WAY, WALK OUT BOX.
5. LOPE OVER POLES (LEFT LEAD).
6. BREAK TO THE JOG, JOG OVER POLES.
7. LOPE OVER POLES (LEFT LEAD)
8. BREAK TO THE JOG, JOG OVER POLES, JOG INTO AND STOP IN CHUTE.
9. BACK AROUND CORNER BETWEEN POLES.
10. WALK OUT CHUTE, WALK OVER POLES.

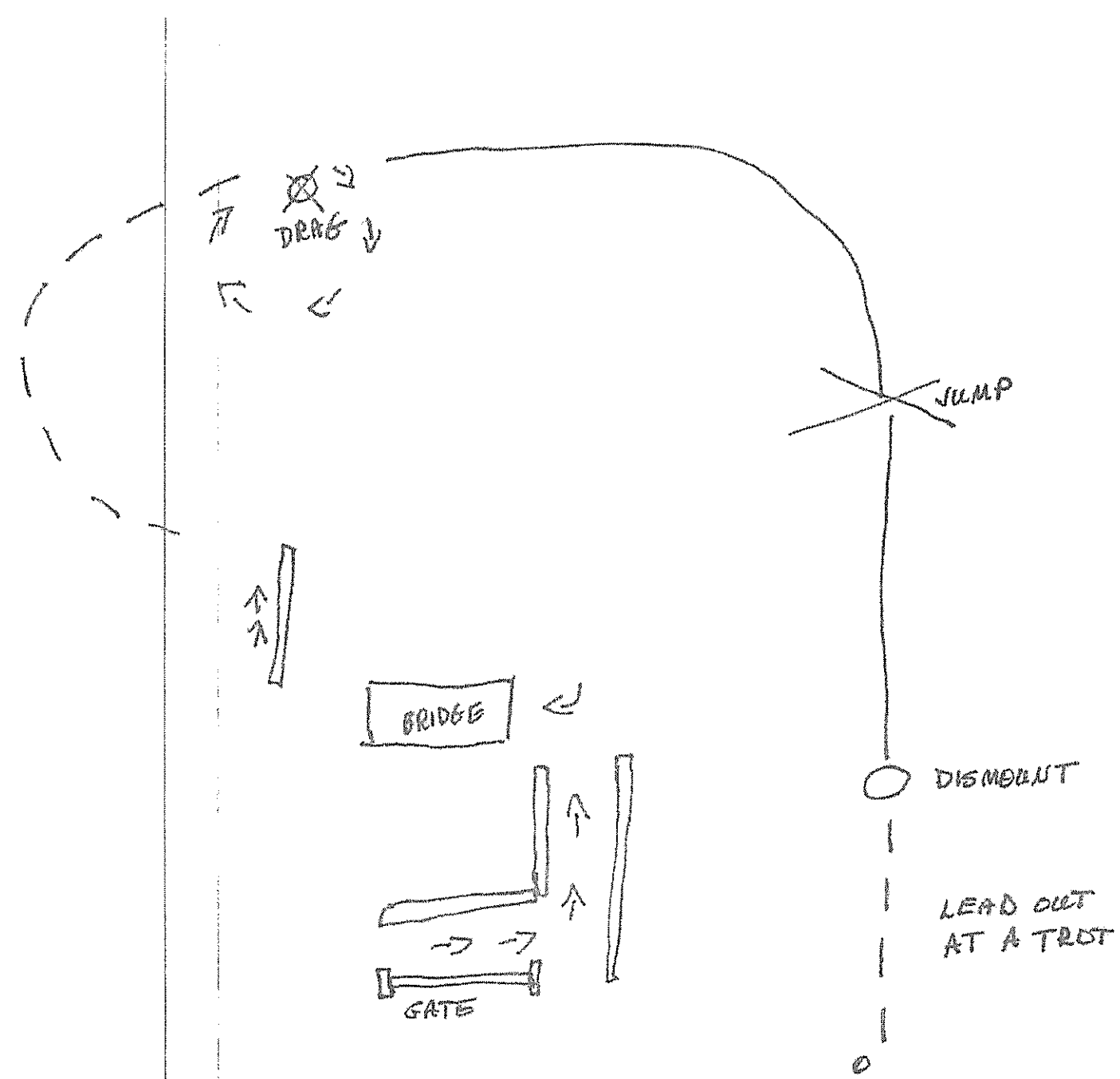
QHAA Spring Spectacular

Trail Youth , Amat, Select & Sr.

Class 108, 109,110 and 111



1. ROPE GATE: RIGHT HAND OPEN, WALK THROUGH AND CLOSE GATE
2. YOU MAY WALK FORWARD, THEN LOPE OVER POLES (RIGHT LEAD).
3. BREAK TO THE JOG, JOG THROUGH SERPENTINE, JOG OVER POLES.
4. STOP OR BREAK TO THE WALK, WALK INTO BOX, EXECUTE A 360 TURN EITHER WAY, WALK OUT BOX.
5. LOPE OVER POLES (LEFT LEAD).
6. BREAK TO THE JOG, JOG OVER POLES.
7. LOPE OVER POLES (LEFT LEAD)
8. BREAK TO THE JOG, JOG OVER POLES, JOG INTO AND STOP IN CHUTE.
9. BACK AROUND CORNER BETWEEN POLES.
10. WALK OUT CHUTE, WALK OVER POLES.



1. WORK GATE RIGHT HAND PUSH
2. BACK L
3. WALK OVER BRIDGE
4. SIDE PASS RIGHT
5. TROT TO DRAG
6. DALLY AND WALK OR TROT CIRCLE
7. LOPE - JUMP - LOPE
8. STOP AND DISMOUNT
9. LEAD OUT AT A TROT TO CORNER

RANCH TRAIL

\* YOUTH WILL BYPASS DRAG

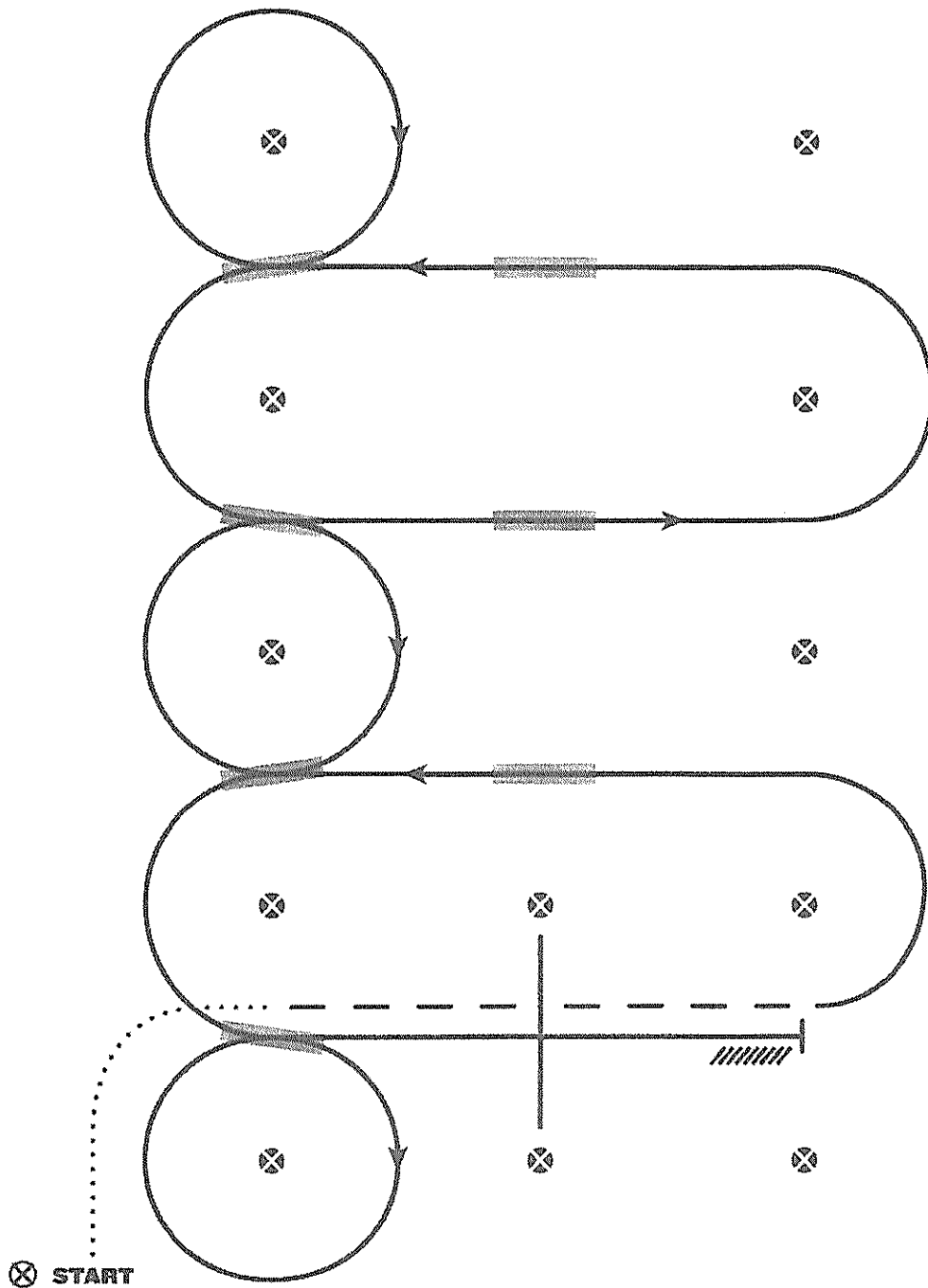




# WESTERN RIDING - PATTERN 2

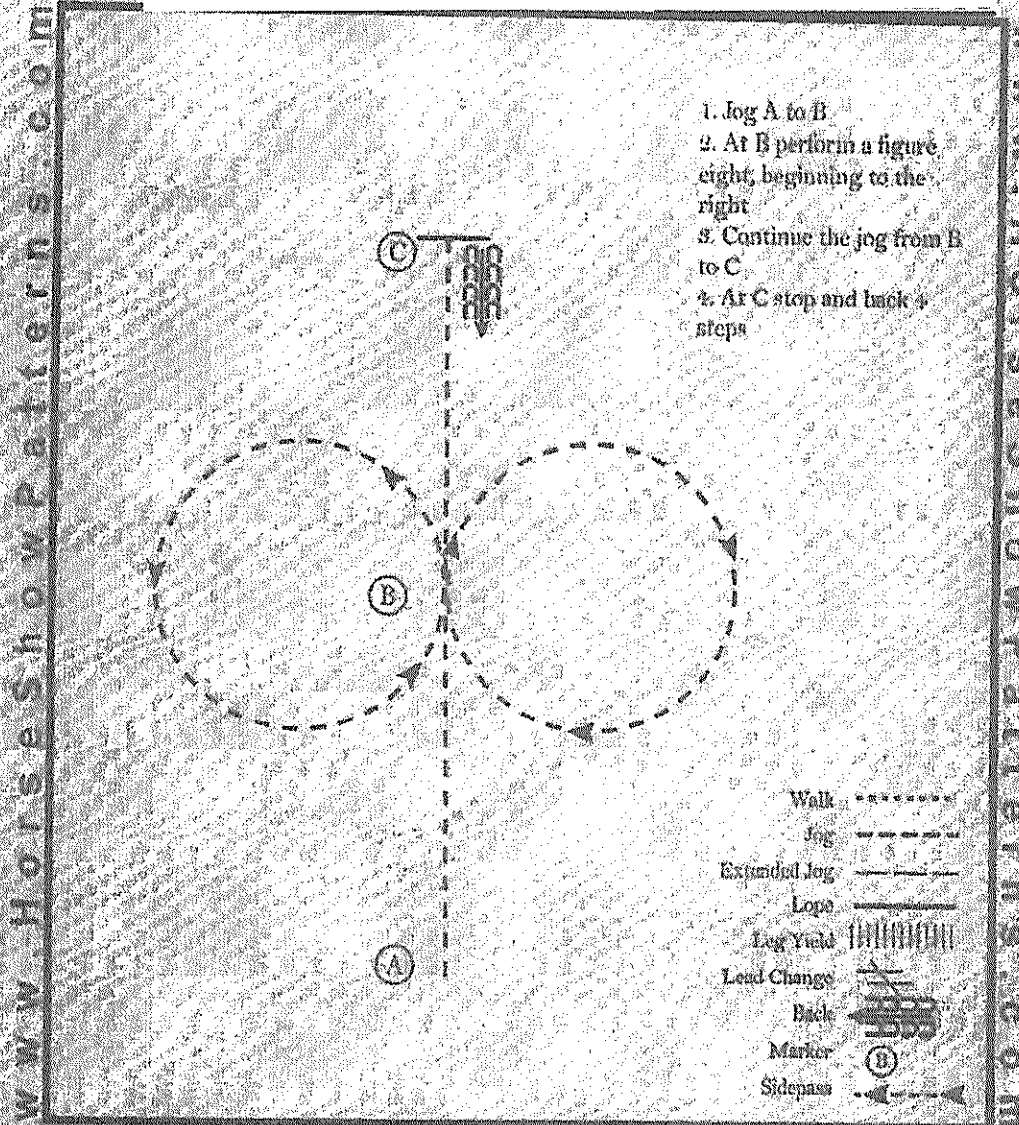
## LEGEND

.....	Walk
- - -	Jog
————	Lope
///////	Back
▨▨▨▨▨	Lead Changing Area



1. Walk at least 15 feet from start cone to the first marker, as drawn, transition to jog, jog over log.
2. Transition to the lope left lead
3. First crossing change
4. Second crossing change
5. Third crossing change
6. Circle & first line change
7. Second line change
8. Third line change
9. Fourth line change & circle
10. Lope over log
11. Lope, stop & back

QHAA Spring Spectacular  
 Horsemanship ( Walk/Trot)  
 Class 131,141,142.



1. Jog A to B
2. At B perform a figure eight, beginning to the right
3. Continue the jog from B to C
4. At C stop and back 4 steps

- Walk .....
- Jog - - - - -
- Extended Jog - - - - -
- Lope \_\_\_\_\_
- Leg Yield |||||
- Lead Change / / / / /
- Back |||||
- Marker (B)
- Sidepass - - - - ->

Pattern Provided by:  
**Judges**

©2014 HorseShowPatterns.com. All Rights Reserved.

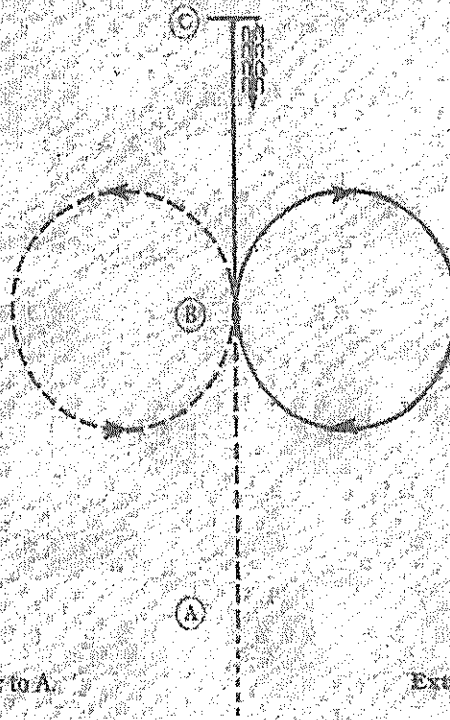
www.HorseShowPatterns.com

www.HorseShowPatterns.com

(www.com)

QHAA Spring Spectacular  
 Horsemanship All Breed, L1

Class 143,144,145, 146



Be ready prior to A.

1. Walk to A.
2. Jog A to B.
3. At B jog a circle to the left.
4. At B lope a circle to the right on the right lead.
5. Continue the lope to C.
6. Stop at C and back approximately one horse length.

Walk	-----
Jog	- - - - -
Extended Jog	— — — —
Lope	— — — —
Leg Yield	
Lead Change	— / —
Back	← ← ← ← ←
Marker	⊙
Sidepass	← — — — — →

[WHM-10]

Pattern Provided by:  
 Judges

©2004 Horse Show Patterns.com All Rights Reserved

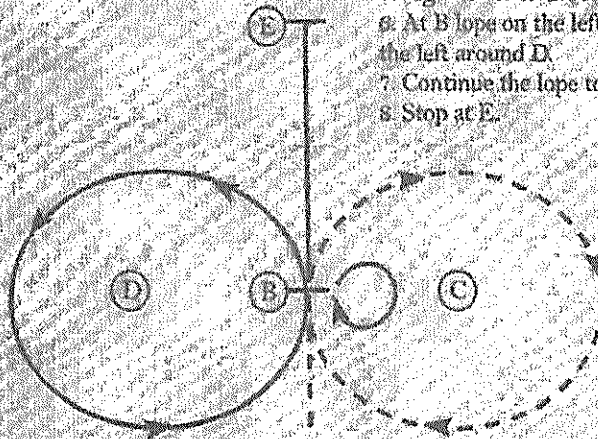
www.horsheshowpatterns.com

www.horsheshowpatterns.com

**QHAA Spring Spectacular**  
**Horsemanship Youth, Amat , Select**

**Class 147,148 & 149**

1. Walk to A.
2. At A stop and back 5 steps.
3. Jog A to B.
4. Stop at B and perform a 360 degree turn to the right.
5. Jog a circle to the right around C.
6. At B lope on the left lead, lope a circle to the left around D.
7. Continue the lope to E.
8. Stop at E.



- Walk ..... (dotted line)
- Jog - - - - - (dashed line)
- Extended Jog \_\_\_\_\_ (solid line)
- Lope \_\_\_\_\_ (solid line with vertical lines)
- Leg Yield \_\_\_\_\_ (solid line with vertical lines)
- Lead Change \_\_\_\_\_ (solid line with diagonal lines)
- Back \_\_\_\_\_ (solid line with vertical lines)
- Marker (circle with letter)
- Sidepass \_\_\_\_\_ (solid line with vertical lines and arrows)

[WW/1-10]

**Pattern Provided by:**  
**Judges**