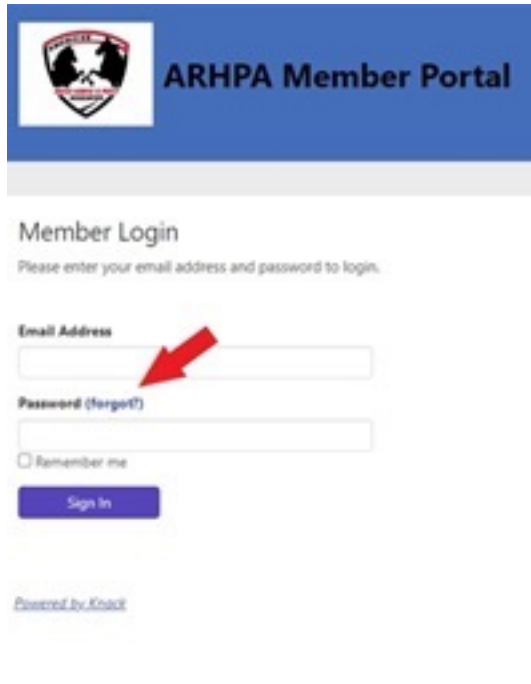


Following are instructions with some screenshots on how to get to the ARHPA Member Portal.

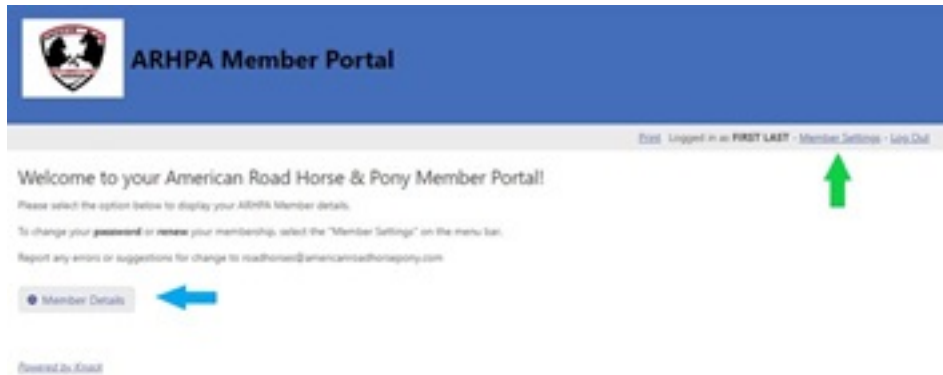


The screenshot shows the ARHPA Member Portal login page. At the top left is the ARHPA logo, a shield with a globe and the text 'ARHPA' above it. To the right of the logo is the text 'ARHPA Member Portal'. Below this is a 'Member Login' section with the instruction 'Please enter your email address and password to login.' There are two input fields: 'Email Address' and 'Password (forgot?)'. A red arrow points to the 'forgot?' link in the password field. Below the password field is a 'Remember me' checkbox and a 'Sign In' button. At the bottom left of the form area, it says 'Powered by Kinect'.

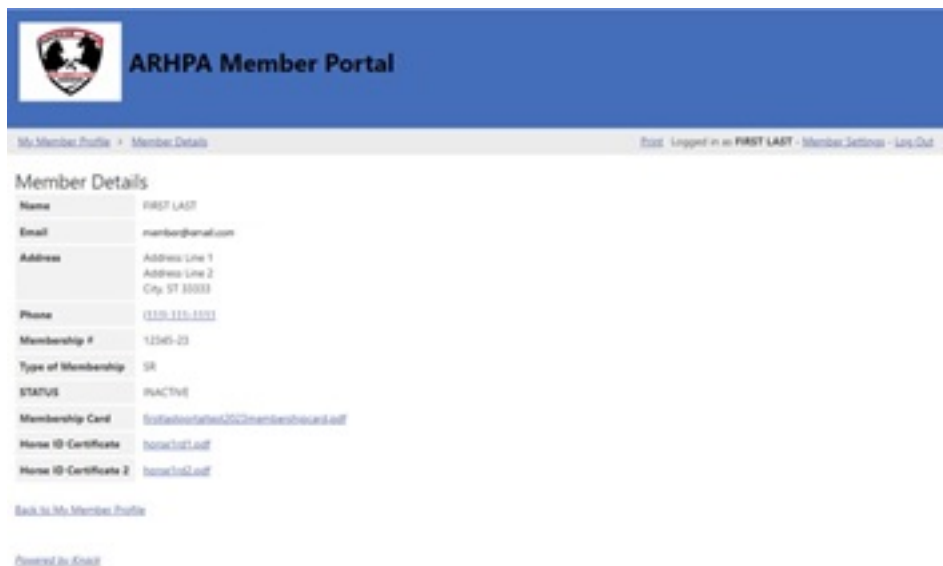
If this is your first time logging in or you forgot your password, click on the **forgot** link (see **red** arrow). You'll be sent to another page where you can enter your email address and, if your email is on file, you'll receive an email with a link to set your password.

**IMPORTANT:** The Member Portal goes by the email address you provided on your membership application. This applies to Family memberships and multiple memberships using the same email address.

Once you log in, you'll see the startup page of your portal:



Click the **green** arrow link to get to your Member Settings where you can change your password and renew your membership with a PayPal link. The **blue** arrow will take you to your Details page:



Here you'll see all of your membership information. You'll also be able to access your membership card to download and/or print as well as any Horse ID Certificates you have on file with us.

Any questions, problems, creative suggestions, please email me at [roadhorses@americanroadhorsepony.com](mailto:roadhorses@americanroadhorsepony.com).