

eLighting

LED CANOPY LIGHT

A series of LED canopy lights ideally suited for petrol stations, tunnel, garages and parking areas. seamlessly efficient and durable. The elc canopy light is available in a multitude of colours through the use of the reputable Bridgleux led chip set powered by Meanwell drivers. Performing at a minimum of 140lm/w, this canopy light is guaranteed to provide a high quality of light with substantial savings and is virtually maintenance free.



MADE IN
SOUTH AFRICA

5 YEAR
WARRANTY **CE**

FEATURES

140 LM/W*

IP65 IK08

4KV built in Surge protection

Corrosion Resistant

30° 60° 90° 120° Beam Angles

Replaces HPS & HID

50 000hrs

Energy Efficient

Low Maintenance

Made in South Africa

Construction & Installation

Designed for easy installation and to serve as a long term high light output energy saver. The elc canopy lights are constructed primarily from combination of steel casing and brackets, aluminium heatsinks as well as high impact polycarbonate diffusers. Its durable and rugged design makes it the perfect area lighting solution for a wide array of South African Coastal or Inland applications. The canopy light is available as both surface mount and recessed.

Electrical Specifications

Custom built to effectively operate in South African conditions on 230V line voltage with a tolerance from 100 ~ 305V AC. 100W and 150W, 200W options are available. Powered by the reassuringly resilient brand of Meanwell electronic drivers. The ELC Canopy luminaire and control set offering unmatched reliability with reduced harmonic distortion, no visible flicker or emi interference. Built in 4KV Surge Protection.

Applications

Petrol stations, restaurant drive throughs, factories, warehouse, cold rooms and workshops.



Replacing traditional fittings with the elc Series LED Canopy Lights provides an easy way to improve Lux levels in your facility while reducing energy and maintenance costs, allowing fast recoupment of the initial investment.

Storage and Operation

Rated Power	Electrical Classification	Ingress Protection	Operating T°	Operating Humidity	Storage T°
100w 150w 200w	Class I & II	IP65	-25 ~ +55°C	0~95%	-25 ~ +65°C

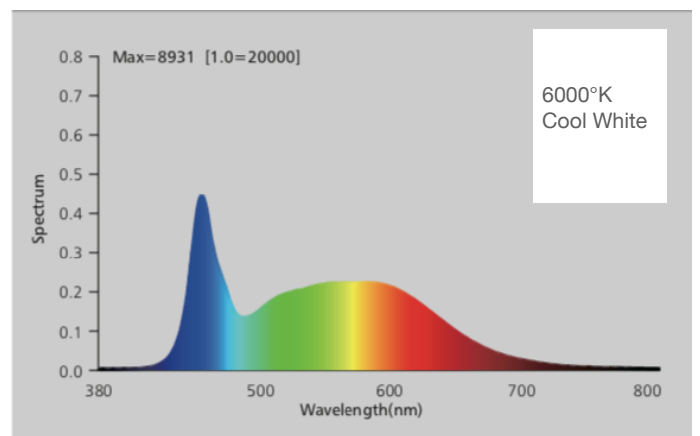
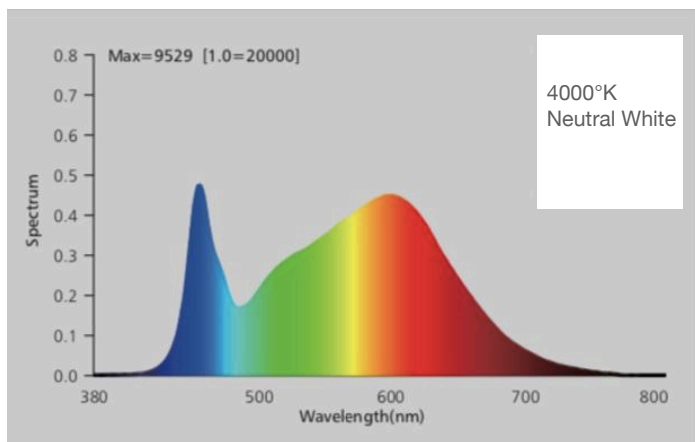
Photometric Specifications

Models

Model	Power	Luminous Flux	Colour	Beam Angle	CRI	LED
ELCPY100	100W	14000- 16500lm*	4000K & 6000K	30° 60° 90° 120°	70 / 80	3030 SMD
ELCPY150	150W	21000 - 24750lm*	4000K & 6000K	30° 60° 90° 120°	70 / 80	3030 SMD
ELCPY200	200W	28000 - 33000lm*	4000K & 6000K	30° 60° 90° 120°	70 / 80	3030 SMD

*Total Luminous flux may slightly vary >5% on correlated colour temperature and light distribution beam angle. IES files are available on specific models
 *LEDs are available in standard 70Ra & 80Ra


Spectral Data




Light Distribution options



30°




60°



90°



120°



LED Canopy Lights

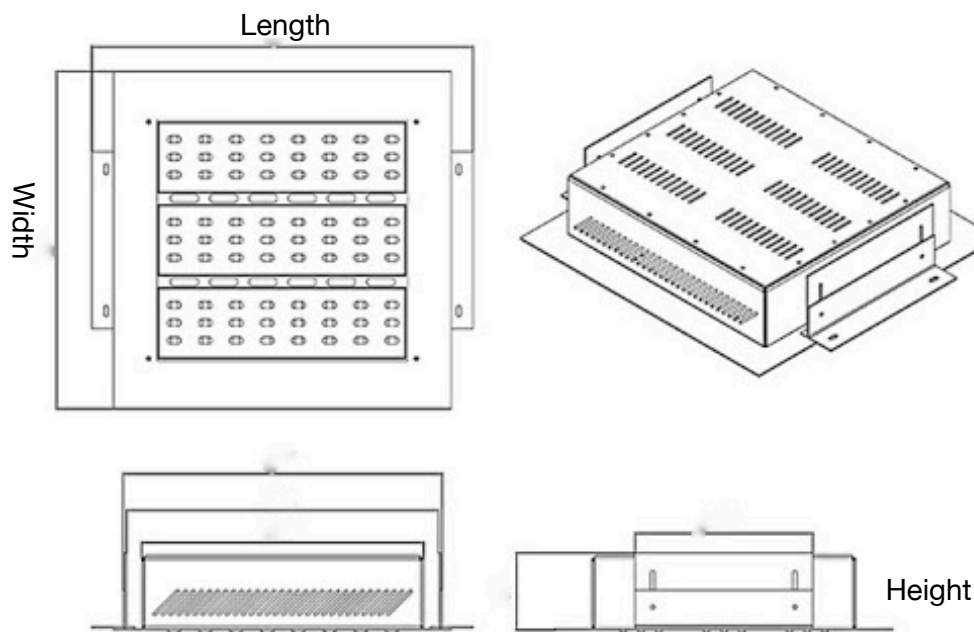
Electro-Mechanical Data

Model	Power	Input Voltage	Line Frequency	Power Factor	IP Rating	IK Rating	Surge Protection
ELCPY100	100W	100 - 305V AC	50Hz	0.95	65	8	4KV built in
ELCPY150	150W	100 - 305V AC	50Hz	0.95	65	8	4KV built in
ELCPY200	200W	100 - 305V AC	50Hz	0.95	65	8	4KV built in

Protection: Over current - Constant current limiting, recovers automatically after fault condition is removed. Short circuit - Hiccup mode, recovers automatically after fault condition is removed. Over Voltage - Shut down and latch off o/p voltage, re-power on to recover. Meanwell HLG Driver.
Vibration: 10 ~ 500Hz, 5G 12min./1cycle, period for 72min. each along X, Y, Z axes

SAFETY STANDARDS UL1012, CAN/CSA-C22.2 No. 107.1-01, UL8750(type"HL"), CSA C22.2 No. 250.0-08; EN/AS/NZS 61347-1,EN/AS/NZS 61347-2-13 independent (except for HLG-240H C type); UL60950-1(except for AB type),UL8750,TUV EN60950-1;GB19510.1GB19510.14; IP65 or IP67;J61347-1,J61347-2-13(except for B,AB and D-type),BIS IS15885(for 48V only),EAC TP TC 004,KC61347-1,KC61347-2-13(except for AB,C,D-type) approved Meanwell HLG Driver range

Dimensions



Model	Power	Length	Height	Width	Weight
ELCPY100	100W	350mm	120mm	330mm	4.5Kg
ELCPY150	150W	350mm	120mm	330mm	5.4Kg
ELCPY200	200W	350mm	120mm	330mm	6.5Kg

*Net weight excluding packaging